



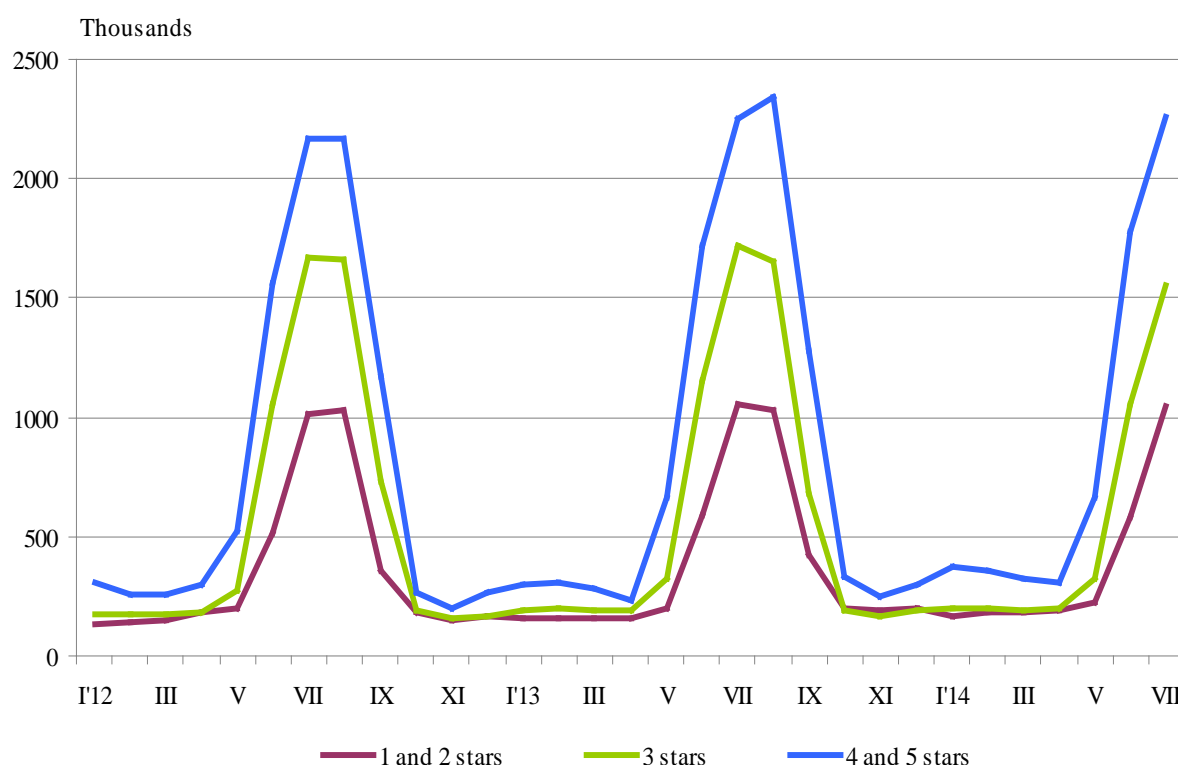
## ACTIVITY OF ACCOMMODATION ESTABLISHMENTS IN JULY 2014

In July 2014, 2 923 accommodation establishments - hotels, motels, camping sites, mountain chalets and other establishments for short-term accommodation with more than 10 bed places were functioned in the country (Annex, Table 1). The total number of the rooms in them was 129.4 thousands and the bed-places were 289.4 thousands. In comparison with July 2013 the total number of accommodation establishments increased by 6.7% and the bed-places in them - by 3.8%.

The total number of the nights spent in all accommodation establishments registered in July 2014 was 4 854.2 thousands or by 3.4% less in comparison with the same month of the previous year, as the greatest decrease (by 9.8%) was observed in 3 stars accommodation establishments.

In July 2014, 54.3% of all nights spent by foreign citizens were realized in 4 and 5 stars hotels and 23.1% of all nights spent by Bulgarians. In 3 stars accommodation establishments were spent 27.7% of all nights by Bulgarian residents and 33.3% - of all nights by foreigners, while in the rest of accommodation establishments (with 1 and 2 stars) they were 49.2 and 12.4% respectively.

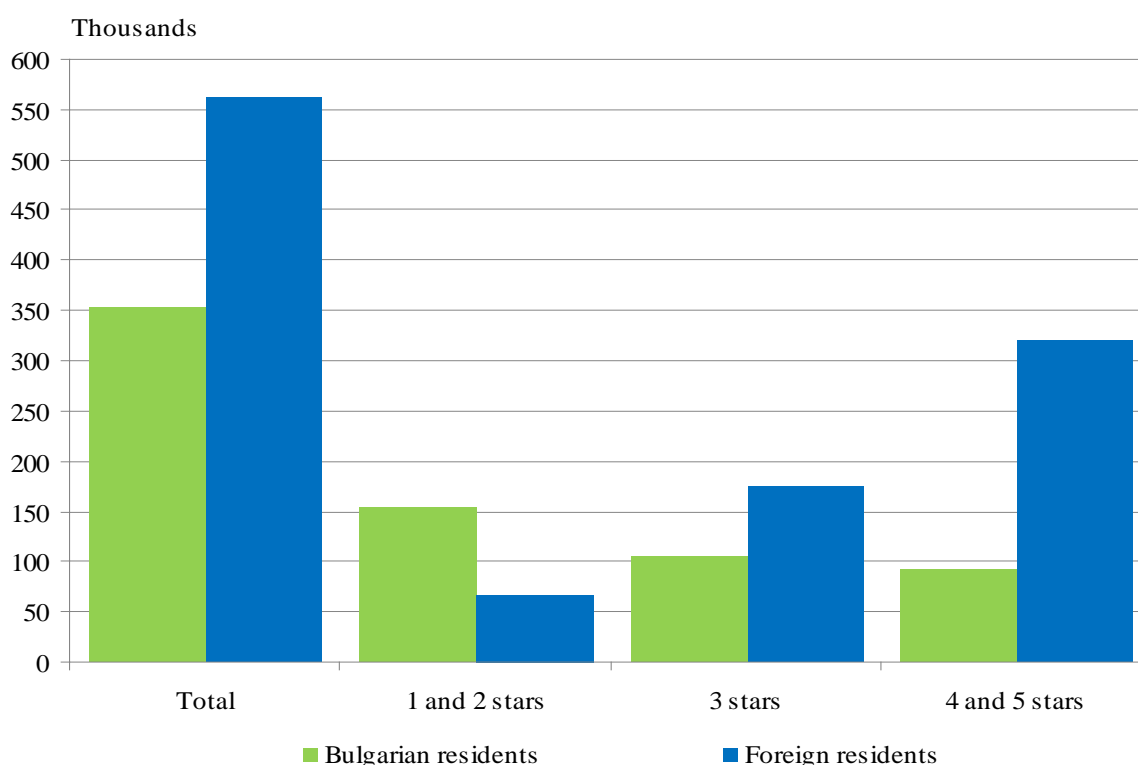
**Figure 1. The nights spent in accommodation establishments by categories and months**





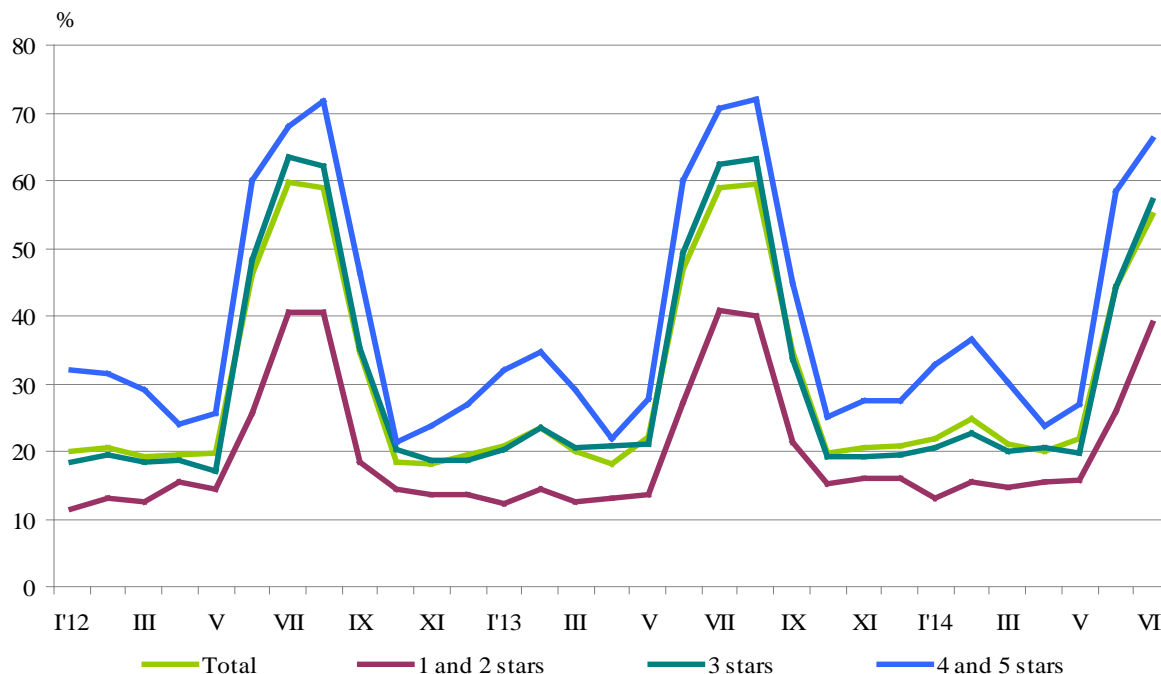
In July 2014, the arrivals in all accommodation establishments decreased by 4.0% compared to the same month of 2013 and reached 916.9 thousands. Bulgarian guests were 38.5% of all arrivals as the majority part (73.8%) of them spent the nights in hotels 1 and 2 or 3 stars and spent 3.6 nights on the average. The arrivals of foreigners were 563.6 thousands as 56.9% of them spent nights in hotels with 4 and 5 stars. On the average 6.2 nights were spent by foreigners.

**Figure 2. Arrivals in accommodation establishments by categories in July 2014**



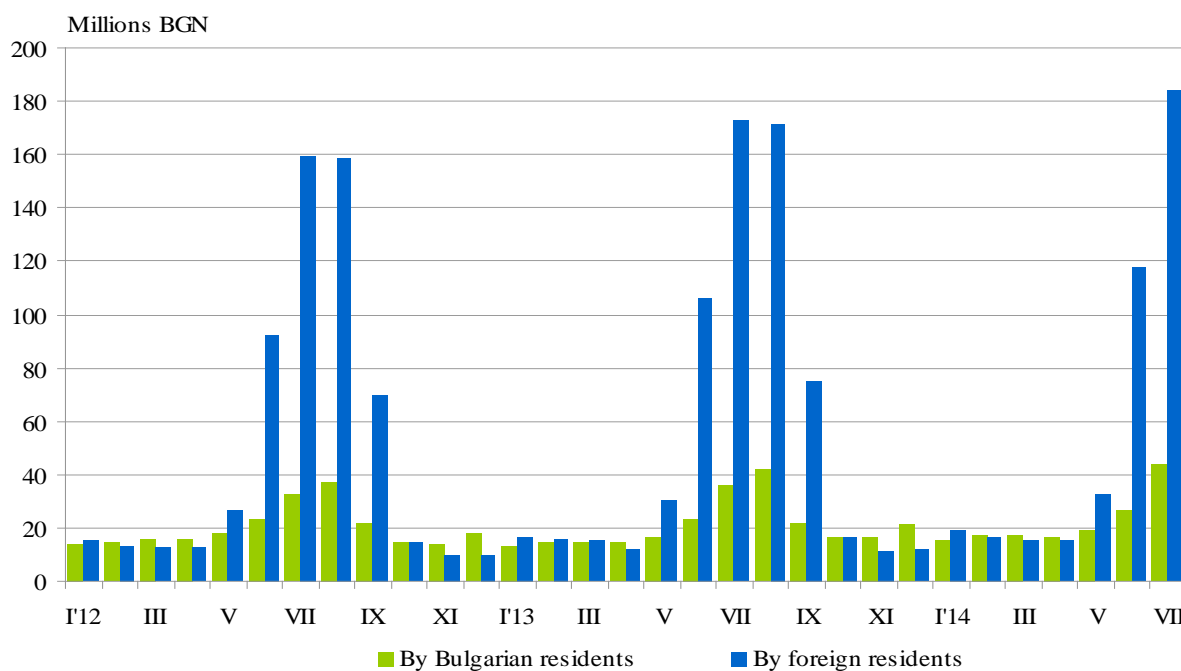
In July 2014, the total occupancy of the bed-places in accommodation establishments was 55.0% and the highest it was in 4 and 5 stars accommodation establishments - 66.1%, followed by 3 stars accommodation establishments - 57.0%, and with 1 and 2 stars - 38.9%. In comparison with the same month of the previous year the occupancy of the bed-places decreased by 3.8 percentage points as the greatest reduction was registered in the accommodation establishments with 3 stars - by 5.3 percentage points.

**Figure 3. The occupation of the bed-places in accommodation establishments by categories and months**



The total revenues from nights spent in July 2014 reached 227.9 million BGN or by 9.2% more compared to July 2013. An increase was registered both in the revenues from Bulgarians - by 20.9%, and from the foreigners - by 6.8%.

**Figure 4. The revenues from nights spent in accommodation establishments by months**





## Methodological notes

Since 2012 the statistical survey on **accommodation establishments** has been carried out monthly in compliance with the Regulation 692/2011 of the European Parliament and of the Council concerning European statistics on tourism and the regulation 1051/2011 of the Commission implementing Regulation 692/2011 of the European Parliament and of the Council concerning European statistics on tourism, as regards the structure of the quality reports and the transmission of the data.

All categorized hotels, camping sites and other types of accommodation establishments with more than 10 bed-places in use during the reporting period were included in the observation.

The indicator **other accommodation establishments** includes the holiday settlements, hostels, guests houses, bungalows, rest houses, mountain chalets, private rooms and flats and other establishments for short accommodation.

**Available Bed Capacity** is the maximum number of bed-places on offer for each day of the reference month.

In the **revenues from nights spent** in accommodation establishments are included the sums paid by the guests, without the extra services.

Annex

Table 1

Activity of accommodation establishments in July 2014<sup>1</sup>

Districts	Accommodation establishments - in numbers	Bed-places - in numbers	Available bed-nights – in numbers	Night spent - in numbers		Arrivals in accommodation establishments - in numbers		Revenues from nights spent - Thousands BGN	
				Total	of which: By Foreigners	Total	of which: Foreigners	Total	of which: By Foreigners
<b>Total</b>	<b>2923</b>	<b>289365</b>	<b>8824927</b>	<b>4854198</b>	<b>3645052</b>	<b>916871</b>	<b>563634</b>	<b>227913</b>	<b>184311</b>
Blagoevgrad	181	12794	374814	82158	20702	32132	8276	2734	820
Burgas	726	112852	3429127	2409822	1959158	352464	261073	108433	92499
Varna	356	59091	1831549	1205960	1032340	184398	144639	63800	57972
Veliko Tarnovo	117	5212	161362	26739	8376	16754	5149	1036	436
Vidin	36	951	30108	4900	1432	3494	1192	177	50
Vratsa	29	1010	31310	7245	1200	2786	515	172	41
Gabrovo	67	3369	104439	20217	3213	8605	1248	554	108
Dobrich	149	28899	874865	577749	445690	87852	60684	28132	21709
Kardzhali	36	1105	34255	9628	1978	5443	1135	331	93
Kyustendil	61	2822	87482	22724	5523	11045	2698	640	276
Lovech	77	3997	123819	28912	1824	11566	953	791	71
Montana	24	1075	33325	8357	563	3114	325	265	29
Pazardzhik	61	4220	125989	45339	7625	14245	1514	2179	527
Pernik	16	746	21241	3134	528	2320	340	71	19
Pleven	29	1311	40582	8246	1090	4461	685	301	58
Plovdiv	172	9267	278929	86200	30289	33188	10072	3724	1325
Razgrad	16	609	18499	3802	939	1996	441	134	38
Ruse	41	1510	46640	11346	3927	7525	2511	527	196
Silistra	20	627	19499	2987	635	2222	481	112	27
Sliven	80	2489	77147	10784	2316	3870	664	370	122
Smolyan	246	9371	281593	42819	3688	16915	1394	1452	163
Soфия	78	6219	192775	41797	7093	15074	2302	1188	211
Sofia (stolitsa)	124	11756	362897	130713	92655	73083	50950	8693	6898
Stara Zagora	57	3676	107986	30717	3865	9364	1784	1050	258
Targovishte	21	867	26877	5568	1137	2341	340	178	51
Haskovo	36	1356	42036	8251	1800	4544	1148	306	83
Shumen	46	1370	42470	8044	1414	4221	617	235	59
Yambol	21	794	23312	10040	4052	1849	504	328	172

<sup>1</sup> In use.