



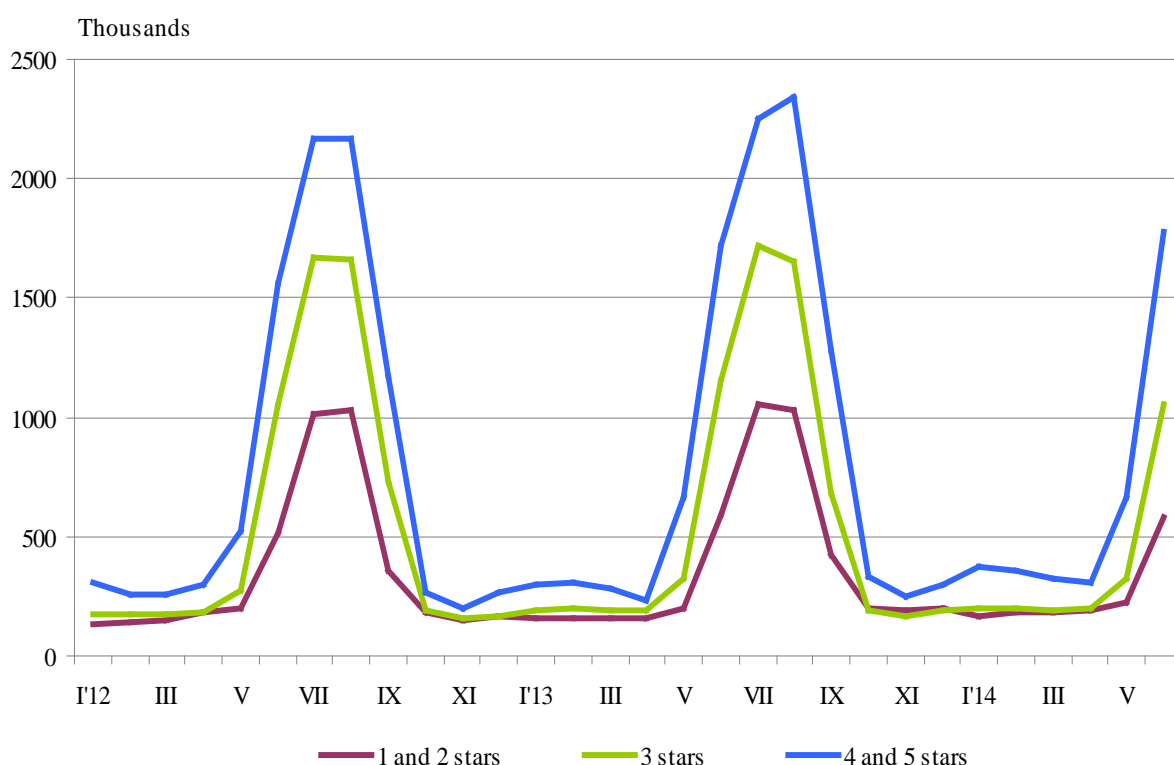
## ACTIVITY OF ACCOMMODATION ESTABLISHMENTS IN JUNE 2014

In June 2014, 2 661 accommodation establishments - hotels, motels, camping sites, mountain chalets and other establishments for short-term accommodation with more than 10 bed places were functioned in the country (Annex, Table 1). The total number of the rooms in them was 123.9 thousands and the bed-places were 268.5 thousands. In comparison with June 2013 the total number of accommodation establishments increased by 4.5% and the bed-places in them - by 5.0%.

The total number of the nights spent in all accommodation establishments registered in June 2014 was 3 410.0 thousands or by 1.6% less in comparison with the same month of the previous year, as the greatest decrease (by 8.7%) was observed in 3 stars accommodation establishments.

In June 2014, 58.4% of all nights spent by foreign citizens were realized in 4 and 5 stars hotels and 29.9% of all nights spent by Bulgarians. In 3 stars accommodation establishments were spent 29.8% of all nights by Bulgarian residents and 31.1% - of all nights by foreigners, while in the rest of accommodation establishments (with 1 and 2 stars) they were 40.3 and 10.5% respectively.

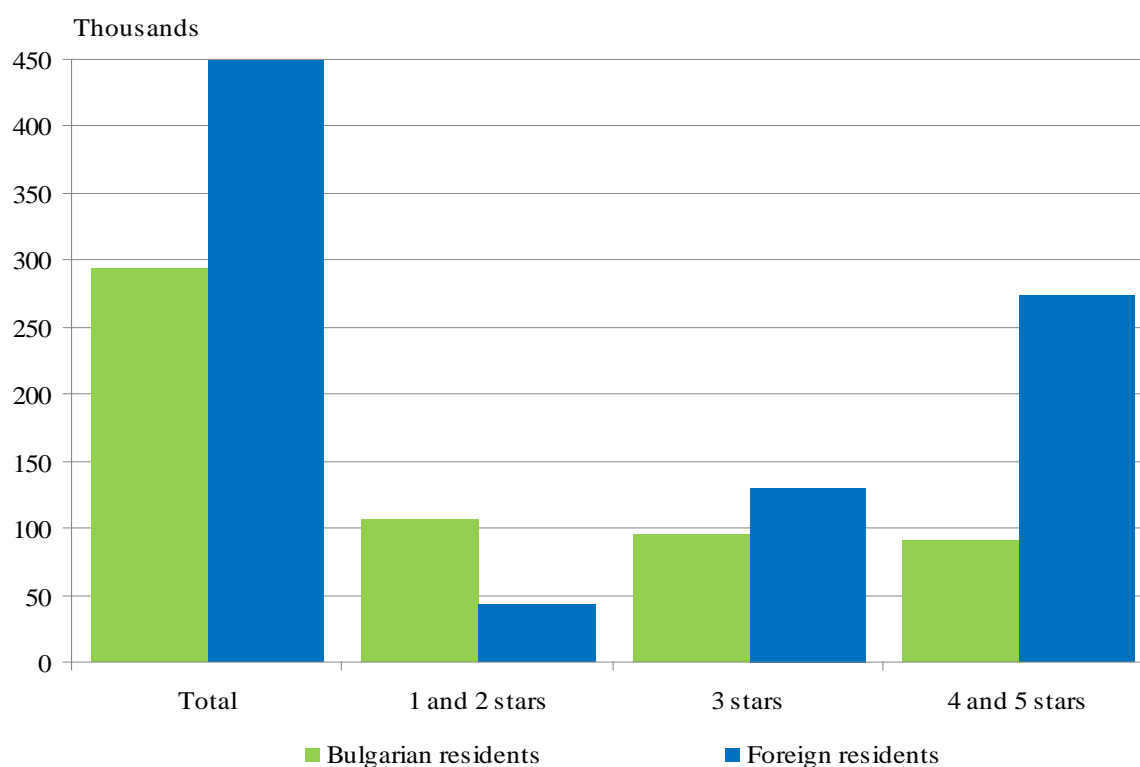
**Figure 1. The nights spent in accommodation establishments by categories and months**





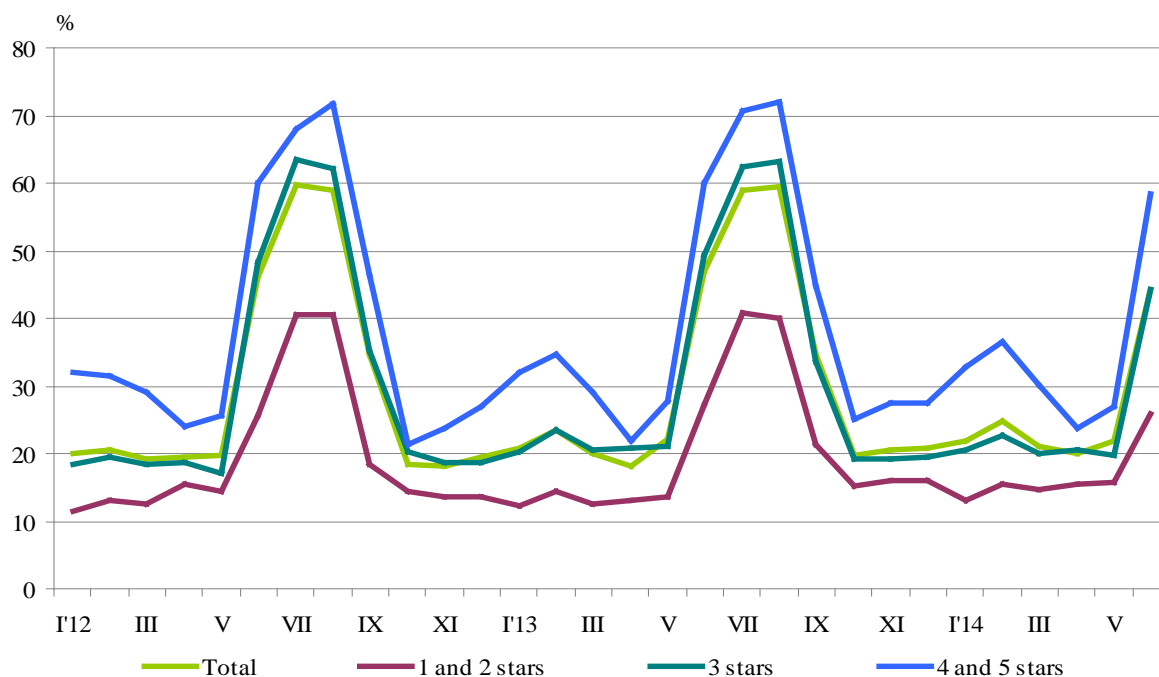
In June 2014, the arrivals in all accommodation establishments decreased by 1.5% compared to the same month of 2013 and reached 744.7 thousands. Bulgarian guests were 39.6% of all arrivals as the majority part (68.8%) of them spent the nights in hotels 1 and 2 or 3 stars and spent 2.6 nights on the average. The arrivals of foreigners were 450.0 thousands as 61.1% of them spent nights in hotels with 4 and 5 stars. On the average 5.6 nights were spent by foreigners.

**Figure 2. Arrivals in accommodation establishments by categories in June 2014**



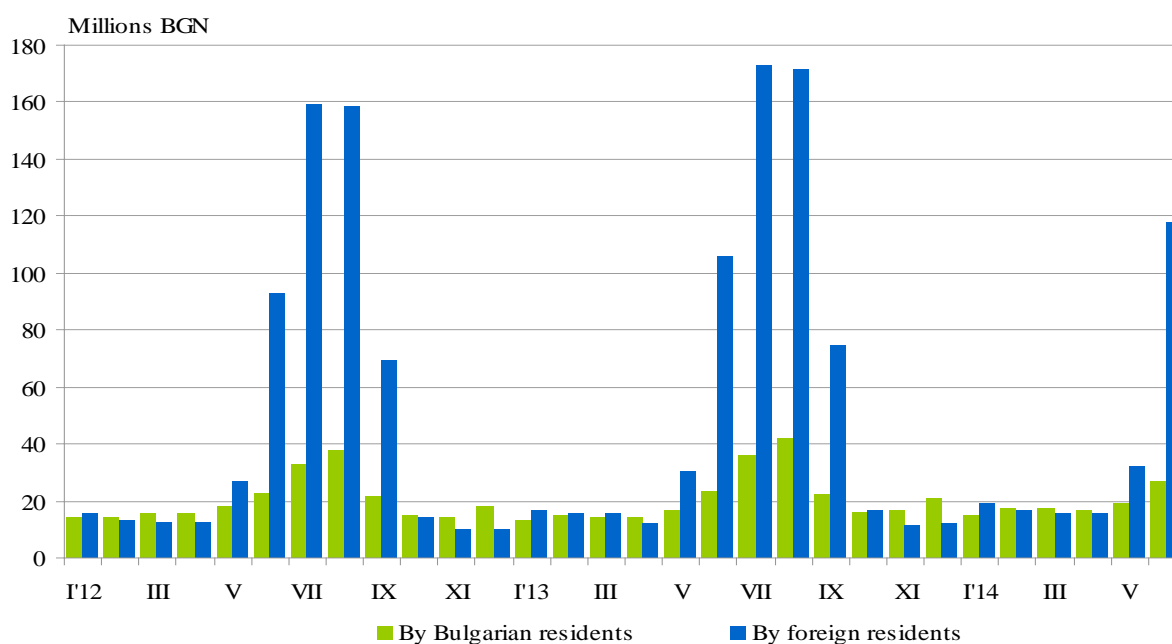
In June 2014, the total occupancy of the bed-places in accommodation establishments was 44.4% and the highest it was in 4 and 5 stars accommodation establishments - 58.5%, followed by 3 stars accommodation establishments - 44.2%, and with 1 and 2 stars - 25.8%. In comparison with the same month of the previous year the occupancy of the bed-places decreased by 2.5 percentage points as the greatest reduction was registered in the accommodation establishments with 3 stars - by 5.3 percentage points.

**Figure 3. The occupation of the bed-places in accommodation establishments by categories and months**



The total revenues from nights spent in June 2014 reached 144.7 million BGN or by 11.6% more compared to June 2013. An increase was registered both in the revenues from Bulgarians - by 13.8%, and from the foreigners - by 11.1%.

**Figure 4. The revenues from nights spent in accommodation establishments by months**





## Methodological notes

Since 2012 the statistical survey on **accommodation establishments** has been carried out monthly in compliance with the Regulation 692/2011 of the European Parliament and of the Council concerning European statistics on tourism and the regulation 1051/2011 of the Commission implementing Regulation 692/2011 of the European Parliament and of the Council concerning European statistics on tourism, as regards the structure of the quality reports and the transmission of the data.

All categorized hotels, camping sites and other types of accommodation establishments with more than 10 bed-places in use during the reporting period were included in the observation.

The indicator **other accommodation establishments** includes the holiday settlements, hostels, guests houses, bungalows, rest houses, mountain chalets, private rooms and flats and other establishments for short accommodation.

**Available Bed Capacity** is the maximum number of bed-places on offer for each day of the reference month.

In the **revenues from nights spent** in accommodation establishments are included the sums paid by the guests, without the extra services.

Annex

Table 1

Activity of accommodation establishments in June 2014<sup>1</sup>

Districts	Accommodation establishments - Number	Bed-places - Number	Available bed-nights - Number	Night spent - Number		Arrivals in accommodation establishments - Number		Revenues from nights spent - Thousands BGN	
				Total	of which: By Foreigners	Total	of which: Foreigners	Total	of which: By Foreigners
<b>Total</b>	<b>2661</b>	<b>268505</b>	<b>7673484</b>	<b>3409957</b>	<b>2655773</b>	<b>744737</b>	<b>449957</b>	<b>144692</b>	<b>117861</b>
Blagoevgrad	171	12206	334563	57096	15402	28019	7282	2219	742
Burgas	535	98223	2748752	1597980	1402925	237337	189835	63175	56391
Varna	316	55822	1639037	868404	771974	147506	116848	39653	36223
Veliko Tarnovo	115	5192	155760	27470	8124	19030	6276	1045	409
Vidin	36	951	29680	5225	1179	3432	847	181	38
Vratsa	27	947	28290	6829	727	3138	368	194	38
Gabrovo	67	3369	101070	19691	2846	10497	1087	501	92
Dobrich	140	26817	716108	340103	285880	59111	43694	15005	12654
Kardzhali	36	1099	32970	8979	1802	5066	1080	288	88
Kyustendil	59	2737	81510	16083	..	8361	1794	460	..
Lovech	75	3785	112880	19036	1325	9279	752	628	51
Montana	26	1175	35250	7374	483	3539	285	222	29
Pazardzhik	61	4216	121458	35784	6729	13747	1344	1665	418
Pernik	16	681	20430	3224	..	2182	300	84	..
Pleven	28	1291	38332	9860	1406	5057	768	366	77
Plovdiv	172	9290	269063	88409	29598	37465	10876	3585	1528
Razgrad	16	609	18270	3493	603	2115	340	124	24
Ruse	41	1510	45300	13442	4697	8445	2646	607	258
Silistra	20	627	18870	3192	439	2324	345	126	21
Sliven	80	2487	72540	9701	1670	4230	698	360	95
Smolyan	239	9089	266968	26438	2238	13830	1234	893	98
Sofia	75	6492	192365	35021	5567	14508	2190	1042	127
Sofia (stolitsa)	125	11665	348188	141348	94565	80017	53562	10060	7691
Stara Zagora	57	3694	110150	34265	6049	12327	2795	1230	371
Targovishte	21	867	26010	6424	826	2646	298	180	34
Haskovo	36	1436	43080	8867	1825	5268	1383	307	65
Shumen	50	1474	44220	7944	1360	4533	639	250	61
Yambol	21	754	22370	8275	1835	1728	391	242	60

<sup>1</sup> In use.

“..” Confidential data.