



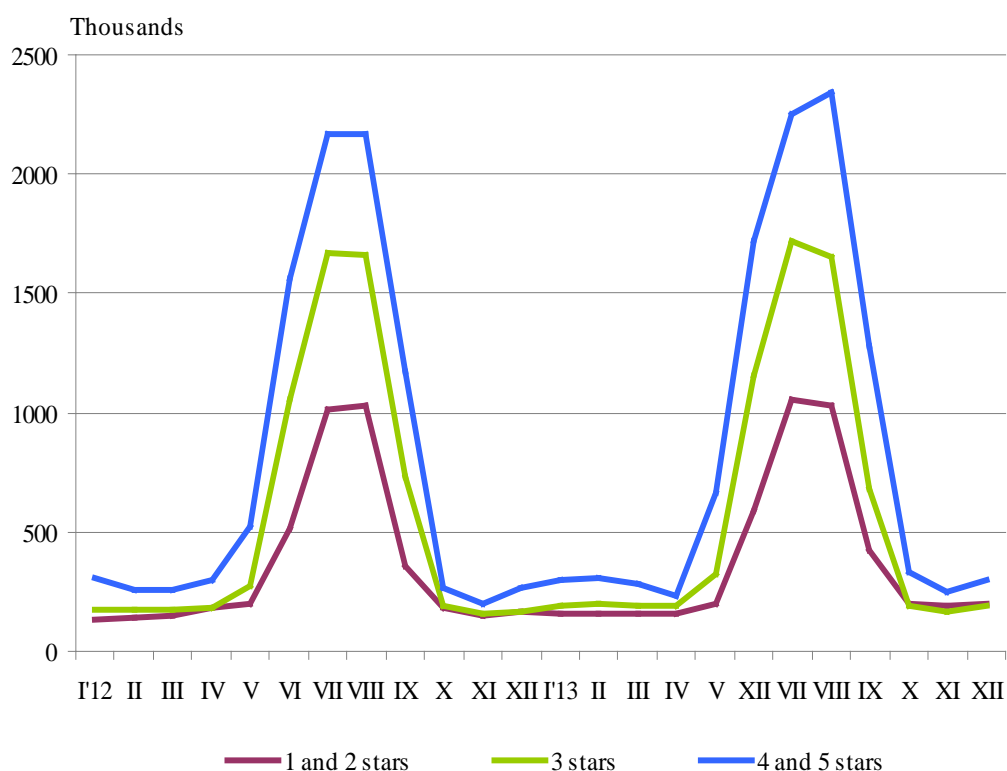
ACTIVITY OF ACCOMMODATION ESTABLISHMENTS IN DECEMBER 2013

In December 2013, 1 882 accommodation establishments - hotels, motels, camping sites, mountain chalets and other establishments for short-term accommodation with more than 10 bed places were functioned in the country (Annex, Table 1). The total number of the rooms in them was 54.8 thousands and the bed-places were 109.8 thousands. In comparison with December 2012 the total number of accommodation establishments increased by 8.7% and the bed-places in them - by 6.5%.

The total number of the nights spent in all accommodation establishments registered in December 2013 was 681.5 thousands or by 13.2% more in comparison with the same month of the previous year, as the greatest increase (by 16.9%) was observed in 1 and 2 stars accommodation establishments.

In December 2013, 67.1% of all nights spent by foreign citizens were realized in 4 and 5 stars hotels and 34.2% of all nights spent by Bulgarians. In 3 stars accommodation establishments were spent 30.7% of all nights by Bulgarian residents and 19.9% - of all nights by foreigners, while in the rest of accommodation establishments (with 1 and 2 stars) they were 35.1 and 13.0% respectively.

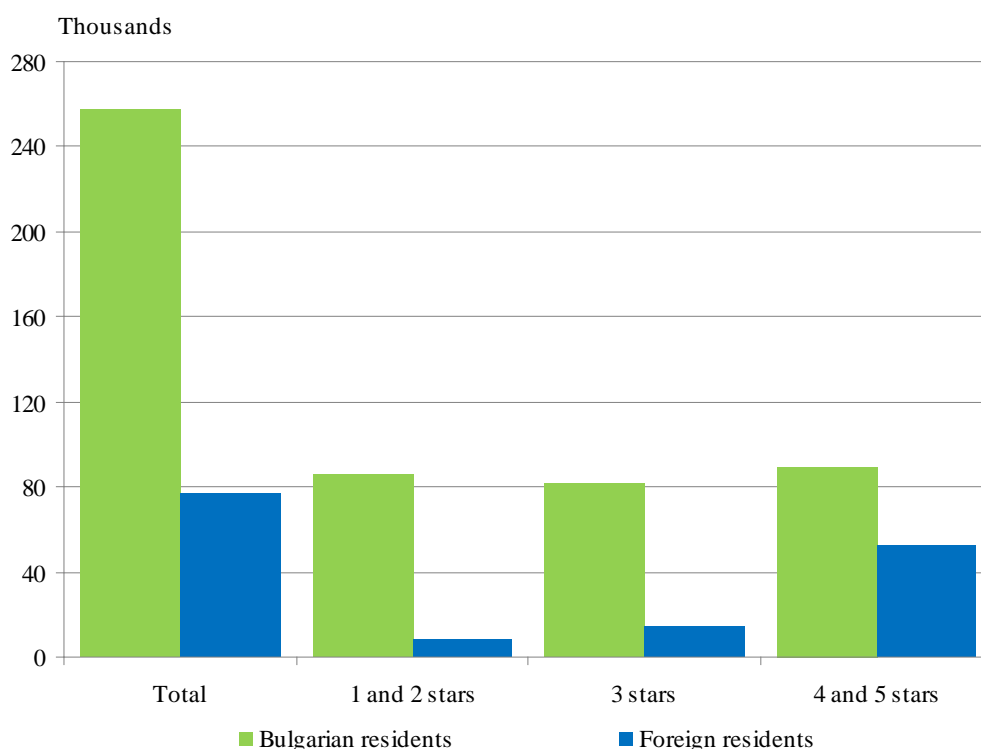
**Figure 1. Nights spent in accommodation establishments
by categories and by months**





In December 2013, the arrivals in all accommodation establishments increased by 7.7% compared to the same month of 2012 and reached 334.9 thousands. Bulgarian guests were 76.9% of all arrivals as the majority (65.2%) of them spent the nights in hotels 1 and 2 or 3 stars and spent 1.9 nights on the average. The arrivals of foreigners were 77.2 thousands as 68.8% of them spent nights in hotels with 4 and 5 stars. On the average 2.4 nights were spent by foreigners.

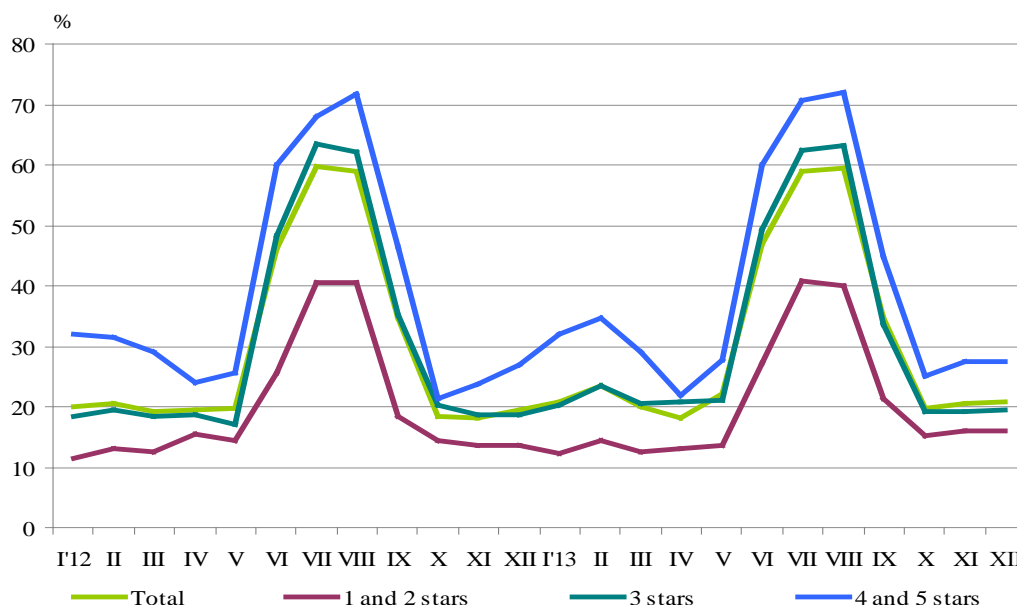
Figure 2. Arrivals in accommodation establishments by categories in December 2013



In December 2013, the total occupancy of the bed-places in accommodation establishments was 20.9% and the highest was in 4 and 5 stars accommodation establishments - 27.6%, followed by these with 3 stars - 19.6%, and with 1 and 2 stars - 16.0%. In comparison with the same month of the previous year the occupancy of the bed-places increased by 1.5 percentage points as the greatest increase was in the accommodation establishments with 1 and 2 stars - by 2.1 percentage points.

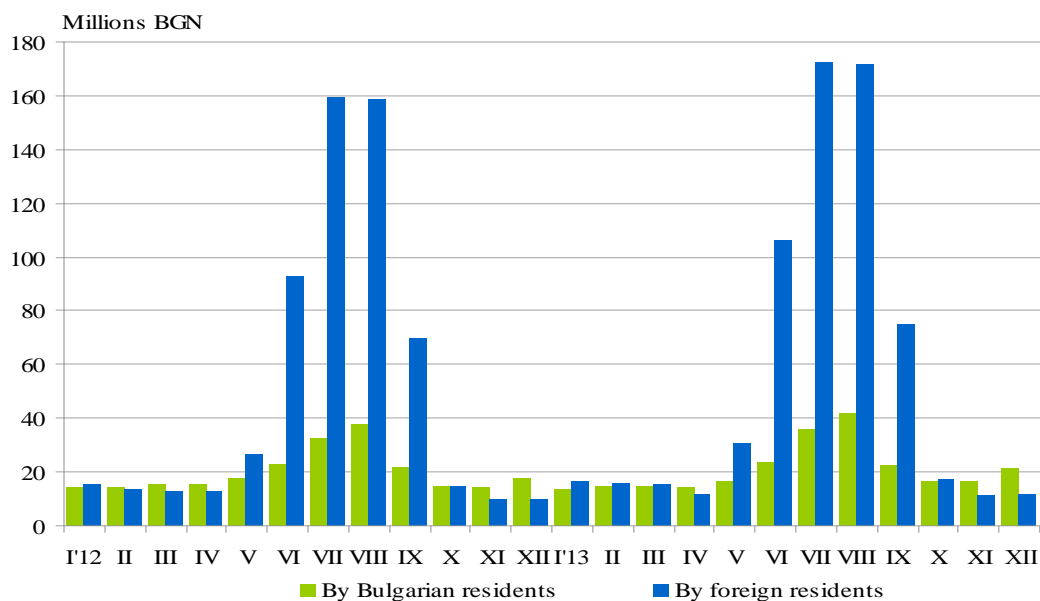


Figure 3. Occupation of the bed-places in accommodation establishments by categories and by months



The total revenues from nights spent in December 2013 reached 32.9 million BGN or by 18.5% more compared to December 2012. An increase was registered both in the revenues from the Bulgarians - by 18.7%, and from foreigners - by 18.2%.

Figure 4. Revenues from nights spent in accommodation establishments by months





Methodological notes

Since 2012 the statistical survey on **accommodation establishments** has been carried out monthly in compliance with the Regulation 692/2011 of the European Parliament and of the Council concerning European statistics on tourism and the regulation 1051/2011 of the Commission implementing Regulation 692/2011 of the European Parliament and of the Council concerning European statistics on tourism, as regards the structure of the quality reports and the transmission of the data.

All categorized hotels, camping sites and other types of accommodation establishments with more than 10 bed-places in use during the reporting period were included in the observation.

The indicator **other accommodation establishments** includes the holiday settlements, hostels, guests houses, bungalows, rest houses, mountain chalets, private rooms and flats and other establishments for short accommodation.

Available Bed Capacity is the maximum number of bed-places on offer for each day of the reference month.

In the **revenues from nights spent** in accommodation establishments are included the sums paid by the guests, without the extra services.



Annex

Table 1

Activity of accommodation establishments in December 2013¹

Districts	Accommodation establishments - Number	Bed-places - Number	Available bed-nights - Number	Night spent - Number		Arrivals in accommodation establishments - Number		Revenues from nights spent - Thousands BGN	
				Total	of which: By Foreigners	Total	of which: Foreigners	Total	of which: By Foreigners
Total	1882	109782	3260777	681535	194113	334865	77190	32889	11909
Blagoevgrad	217	16345	467731	126308	60284	53671	20517	6833	3553
Burgas	82	5985	170734	30556	10044	12527	2032	1325	424
Varna	118	12262	354212	39122	11248	20423	3921	2239	752
Veliko Tarnovo	109	5031	155898	19408	2341	12159	1323	856	140
Vidin	36	941	30030	3502	587	2090	361	138	28
Vratsa	26	976	30256	5675	726	2863	234	164	28
Gabrovo	56	2812	88198	13516	403	8087	209	430	23
Dobrich	30	1684	51068	4434	1163	2282	333	202	63
Kardzhali	31	972	30132	4881	758	3460	466	168	34
Kyustendil	54	2601	80631	12684	779	6543	393	363	..
Lovech	71	3632	111561	21064	1665	12057	408	777	55
Montana	21	1010	31310	4286	280	2785	150	141	17
Pazardzhik	57	4089	122836	39425	1941	17021	616	2088	144
Pernik	14	577	17887	1748	70	1184	44	37	..
Pleven	21	1148	35588	5944	927	3495	361	309	55
Plovdiv	161	8880	264810	65656	9709	34937	4378	2832	493
Razgrad	16	608	18848	2758	387	1670	154	102	18
Ruse	44	1710	52990	8151	1991	5332	1292	387	125
Silistra	20	627	19499	2304	233	1660	133	81	9
Sliven	79	2452	75572	14533	846	5014	280	440	44
Smolyan	246	10041	281786	60552	9251	22795	2257	2782	564
Sofia	75	6071	181893	51036	16113	20898	3955	1711	616
Sofia (stolitsa)	124	11503	350452	98166	56400	59805	30721	6719	4365
Stara Zagora	53	3523	104893	18204	1825	9454	769	777	122
Targovishte	21	872	26449	5858	816	2626	226	192	43
Haskovo	37	1434	44454	9534	1953	5320	1283	372	80
Shumen	43	1305	40056	4884	399	3043	185	161	18
Yambol	20	691	21003	7346	974	1664	189	263	43

¹ In use.