



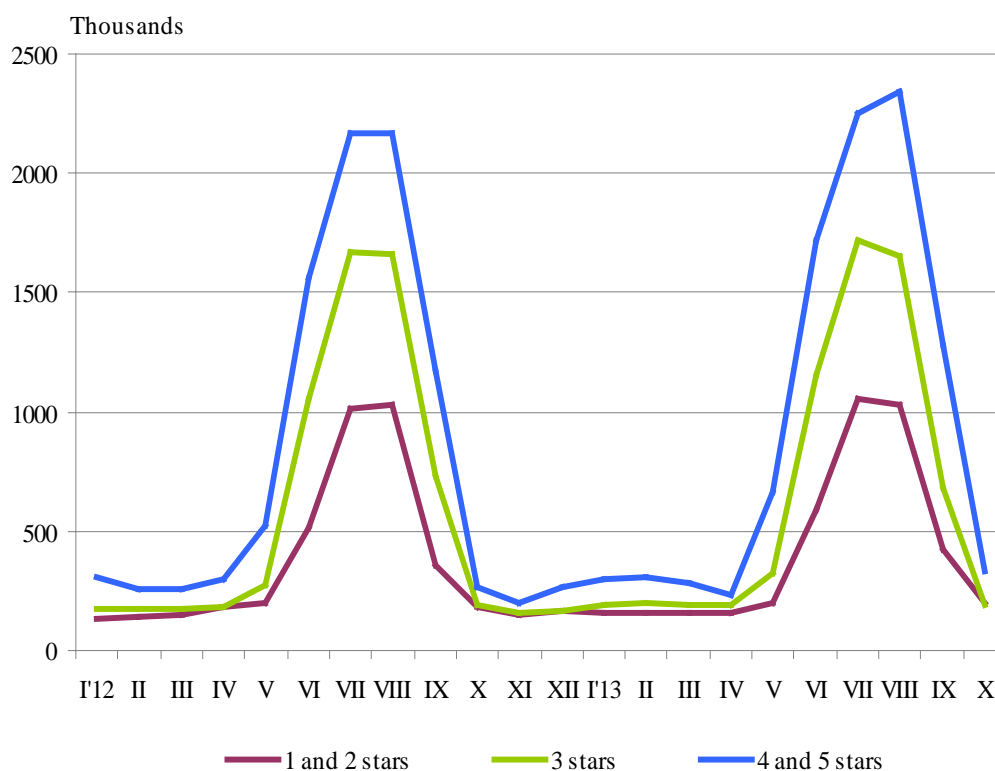
## ACTIVITY OF ACCOMMODATION ESTABLISHMENTS IN OCTOBER 2013

In October 2013, 1 898 accommodation establishments - hotels, motels, camping sites, mountain chalets and other establishments for short-term accommodation with more than 10 bed places were functioned in the country (Annex, Table 1). The total number of the rooms in them was 67.4 thousands and the bed-places were 138.7 thousands. In comparison with October 2012 the total number of accommodation establishments increased by 6.9% and the bed-places in them - by 3.8%.

The total number of the nights spent in all accommodation establishments registered in October 2013 was 717.6 thousands or by 10.3% more in comparison with the same month of the previous year, as the greatest increase (by 23.6%) was observed in 4 and 5 stars accommodation establishments.

In October 2013, 67.2% of all nights spent by foreign citizens were realized in 4 and 5 stars hotels and 32.3% of all nights were spent by Bulgarians. In 3 stars accommodation establishments were spent 30.7% of all nights by Bulgarian residents and 19.9% - of all nights by foreigners, while in the rest of accommodation establishments (with 1 and 2 stars) they were 37.0% and 12.9% respectively.

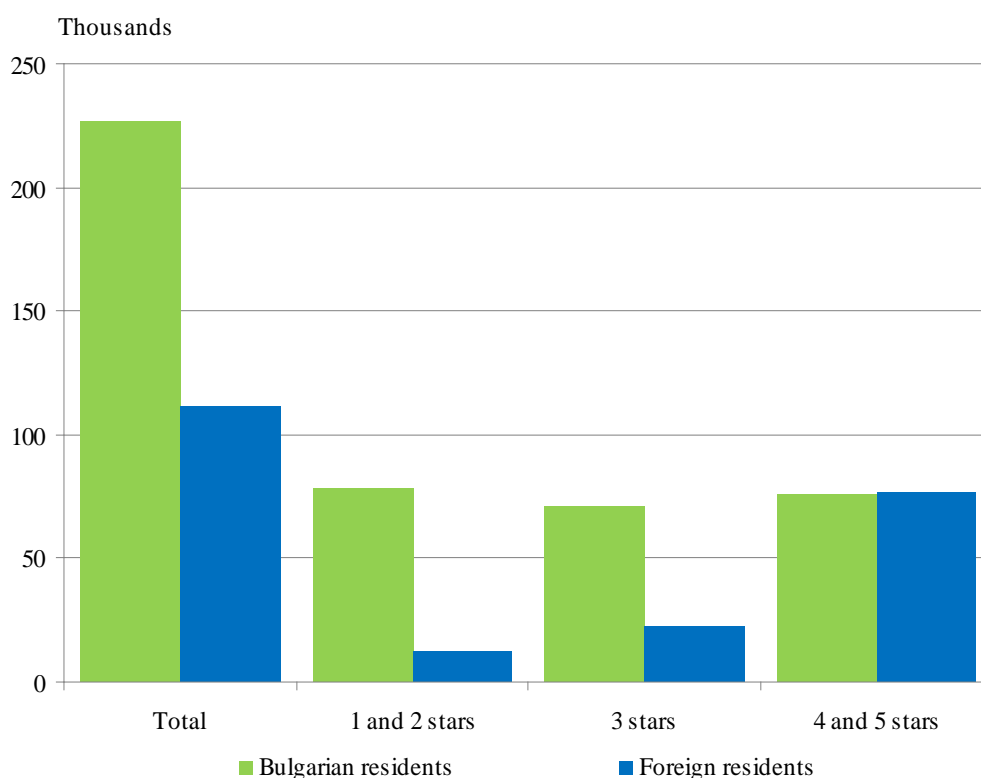
**Figure 1. The nights spent in accommodation establishments by categories and by months**





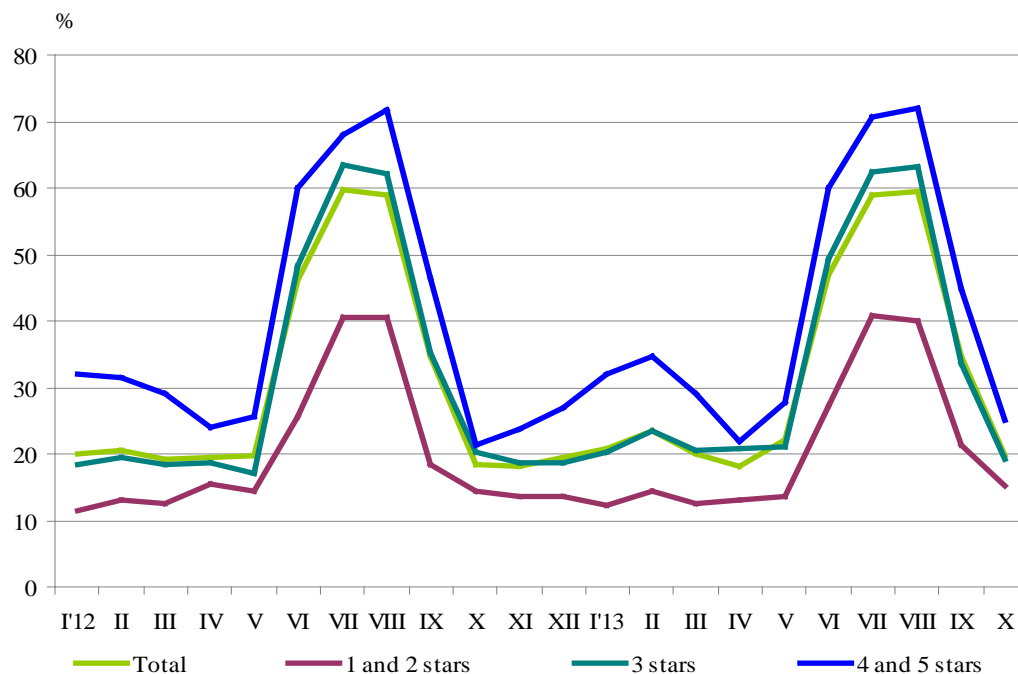
In October 2013, the arrivals in all accommodation establishments increased by 7.0% compared to the same month of 2012 and reached 338.6 thousands. Bulgarian guests were 67.0% of all arrivals as the majority part (66.2%) of them spent the nights in hotels 1 and 2 or 3 stars and spent 1.9 nights on the average. The arrivals of foreigners were 111.8 thousands as 68.7% of them spent nights in hotels with 4 and 5 stars. On the average 2.5 nights were spent by foreigners.

**Figure 2. Arrivals in accommodation establishments by categories in October 2013**



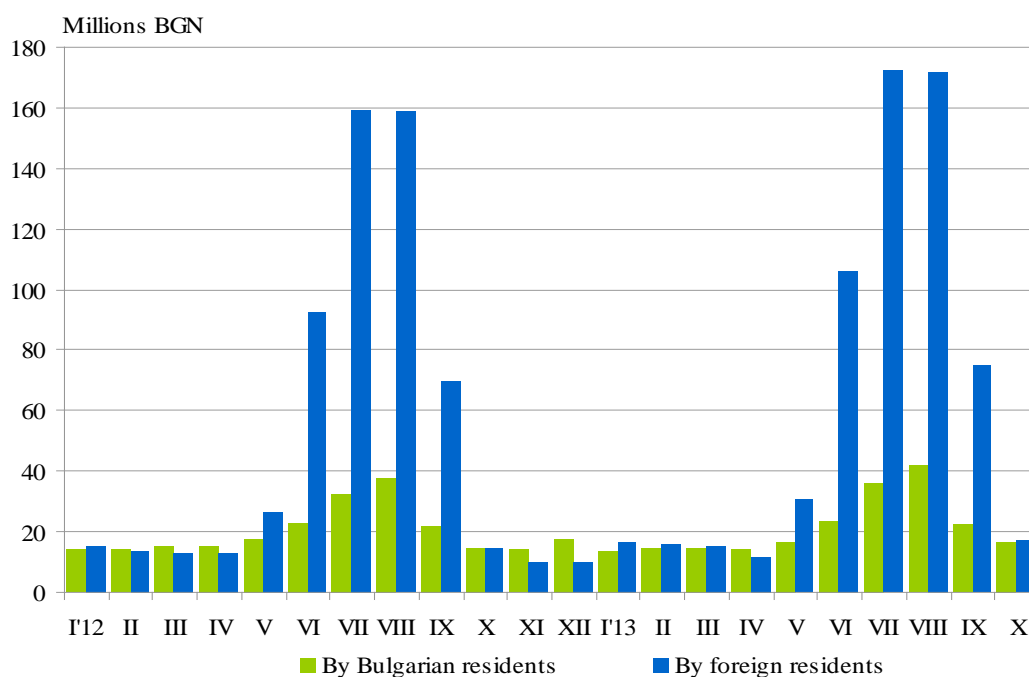
In October 2013, the total occupancy of the bed-places in accommodation establishments was 19.8% and the highest it was in 4 and 5 stars accommodation establishments - 25.0%, followed by these with 3 stars - 19.2%, and with 1 and 2 stars - 15.1%. In comparison with the same month of the previous year the occupancy of the bed-places increased by 1.4 percentage points as the greatest increase was in the accommodation establishments with 4 and 5 stars - by 3.6 percentage points.

**Figure 3. The occupation of the bed-places in accommodation establishments by categories and by months**



The total revenues from nights spent in October 2013 reached 33.3 million BGN or by 13.5% more compared to October 2012. An increase was registered both in the revenues from foreigners - by 16.2%, and from the Bulgarians - by 10.9%.

**Figure 4. The revenues from nights spent in accommodation establishments by months**





## Methodological notes

Since 2012 the statistical survey on **accommodation establishments** has been carried out monthly in compliance with the Regulation 692/2011 of the European Parliament and of the Council concerning European statistics on tourism and the regulation 1051/2011 of the Commission implementing Regulation 692/2011 of the European Parliament and of the Council concerning European statistics on tourism, as regards the structure of the quality reports and the transmission of the data.

All categorized hotels, camping sites and other types of accommodation establishments with more than 10 bed-places in use during the reporting period were included in the observation.

The indicator **other accommodation establishments** includes the holiday settlements, hostels, guests houses, bungalows, rest houses, mountain chalets, private rooms and flats and other establishments for short accommodation.

**Available Bed Capacity** is the maximum number of bed-places on offer for each day of the reference month.

In the **revenues from nights spent** in accommodation establishments are included the sums paid by the guests, without the extra services.



Annex

Table 1

Activity of accommodation establishments in October 2013<sup>1</sup>

Districts	Accommodation establishments - Number	Bed-places - Number	Available bed-nights - Number	Night spent - Number		Arrivals in accommodation establishments - Number		Revenues from nights spent - Thousands BGN	
				Total	of which: By Foreigners	Total	of which: Foreigners	Total	of which: By Foreigners
<b>Total</b>	<b>1898</b>	<b>138685</b>	<b>3615739</b>	<b>717568</b>	<b>287367</b>	<b>338616</b>	<b>111768</b>	<b>33299</b>	<b>16890</b>
Blagoevgrad	167	11685	341161	59355	21762	29251	9719	2318	941
Burgas	118	25651	435048	66155	39179	20861	8442	2707	1470
Varna	152	22751	559959	96528	60162	30396	11791	4389	2735
Veliko Tarnovo	112	5181	160611	23868	5089	15367	3428	1018	285
Vidin	36	941	30194	5823	1253	3722	760	197	43
Vratsa	29	1042	32302	8157	1369	3617	463	232	54
Gabrovo	55	2756	81111	11762	1364	6434	736	396	84
Dobrich	45	7694	113396	17325	8589	6550	2132	631	344
Kardzhali	32	992	30752	7428	1473	4977	997	227	55
Kyustendil	53	2657	79406	8984	1486	4724	671	299	79
Lovech	72	3766	115999	19146	2423	10688	763	639	84
Montana	24	1132	35092	4624	403	2685	225	141	23
Pazardzhik	57	4054	120147	33381	3768	15162	1402	1584	243
Pernik	15	597	18507	1905	153	984	123	59	3
Pleven	21	1148	35588	11586	2183	5892	981	394	128
Plovdiv	161	8817	267469	75368	20088	36779	9567	3265	1137
Razgrad	16	612	18972	3622	762	2020	357	122	28
Ruse	44	1708	52930	14144	3267	9222	2023	658	194
Silistra	20	627	19499	2618	426	1879	250	118	23
Sliven	81	2524	77698	7375	1200	3719	432	254	60
Smolyan	221	7832	242731	18223	1085	9190	567	588	43
Sofia	65	5046	153106	18725	4309	10187	1929	500	103
Sofia (stolitsa)	125	11551	353422	143687	95052	78339	49526	10545	8233
Stara Zagora	53	3534	105521	27863	3787	10530	1548	1017	244
Targovishte	21	872	27032	5395	1254	2458	302	181	43
Haskovo	40	1491	46221	12478	3511	6583	1880	412	131
Shumen	43	1333	41323	7897	874	4840	456	236	34
Yambol	20	691	20542	4146	1096	1560	298	172	46

<sup>1</sup> In use.