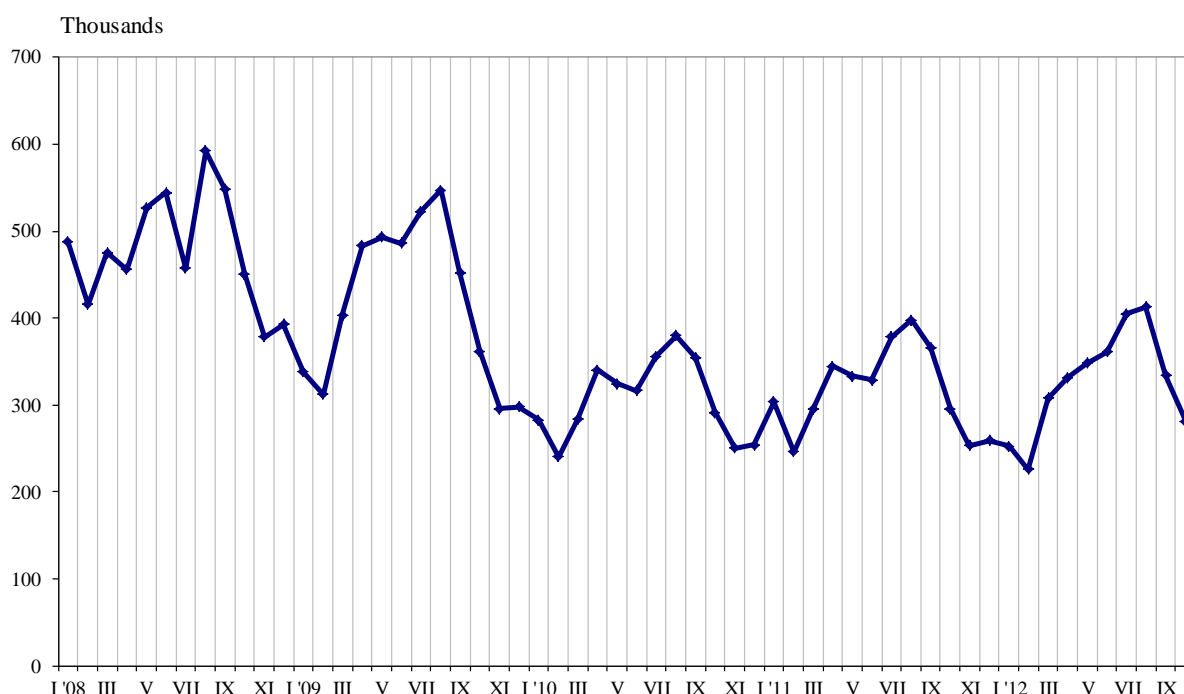




## TRIPS OF BULGARIAN RESIDENTS ABROAD AND ARRIVALS OF VISITORS FROM ABROAD TO BULGARIA IN OCTOBER 2012

In October 2012 **the number of the trips of Bulgarian residents abroad** was 281.5 thousand or by 15.7% less than in September 2012 and by 4.9% under the registered in October 2011 (Figure 1). In comparison with the same month of the previous year a decrease in the total number of the trips of Bulgarian residents was reported to: Serbia - by 29.3%, Turkey - by 28.0%, FYROM - 26.4% and Romania - by 19.3%. At the same time an increase was observed to: Austria - by 108.6%, the United Kingdom - by 103.9%, Italy - by 97.3%, Spain - by 56.9% and etc. (Annex, Table 1).

**Figure 1. Trips of Bulgarian residents abroad by months**

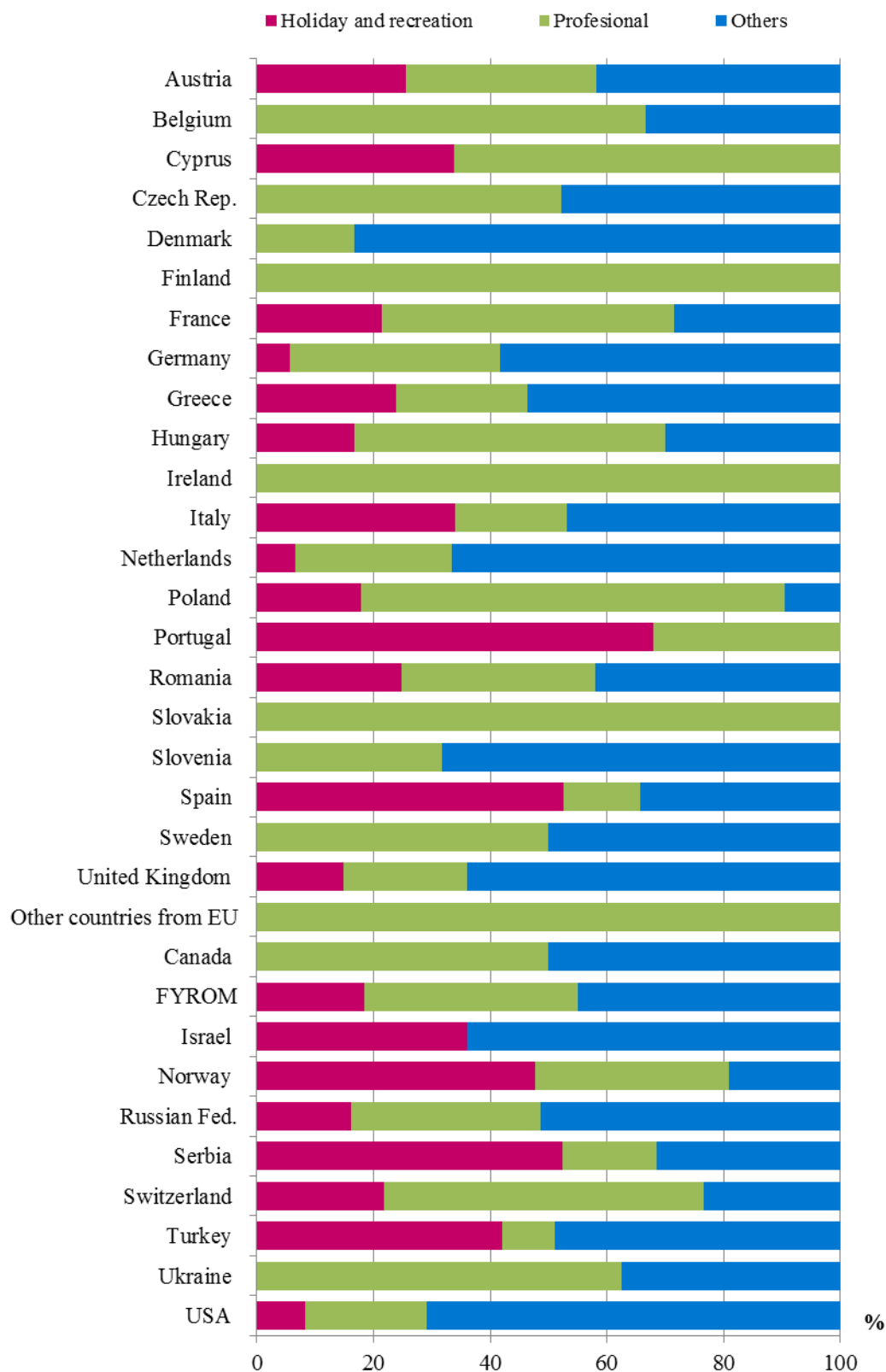


The trips with other purposes (as guest, education and visit the cultural and sport events) composed the greatest share of the total number of trips of Bulgarian residents abroad - 47.2%, followed by the trips with holiday and recreation purposes - 29.3% and with professional purpose - 23.5%. In comparison with October 2011 an increase was observed in the trips with holiday and recreation purpose, as well as these with other purposes - by 46.6 and 73.1% respectively, while a decrease in the trips with professional purposes was registered - by 59.3%.

In October 2012 the trips with other purposes formed 63.9% from all trips to the United Kingdom, 58.3% - to Germany, 53.7% - to Greece. Predominated share of the trips to Spain and Turkey was with holiday and recreation purpose - 52.6 and 42.1% respectively, while to Belgium and France they were connected with professional purpose - 66.7 and 50.0% respectively of all trips of Bulgarian residents to these countries (Figure 2).



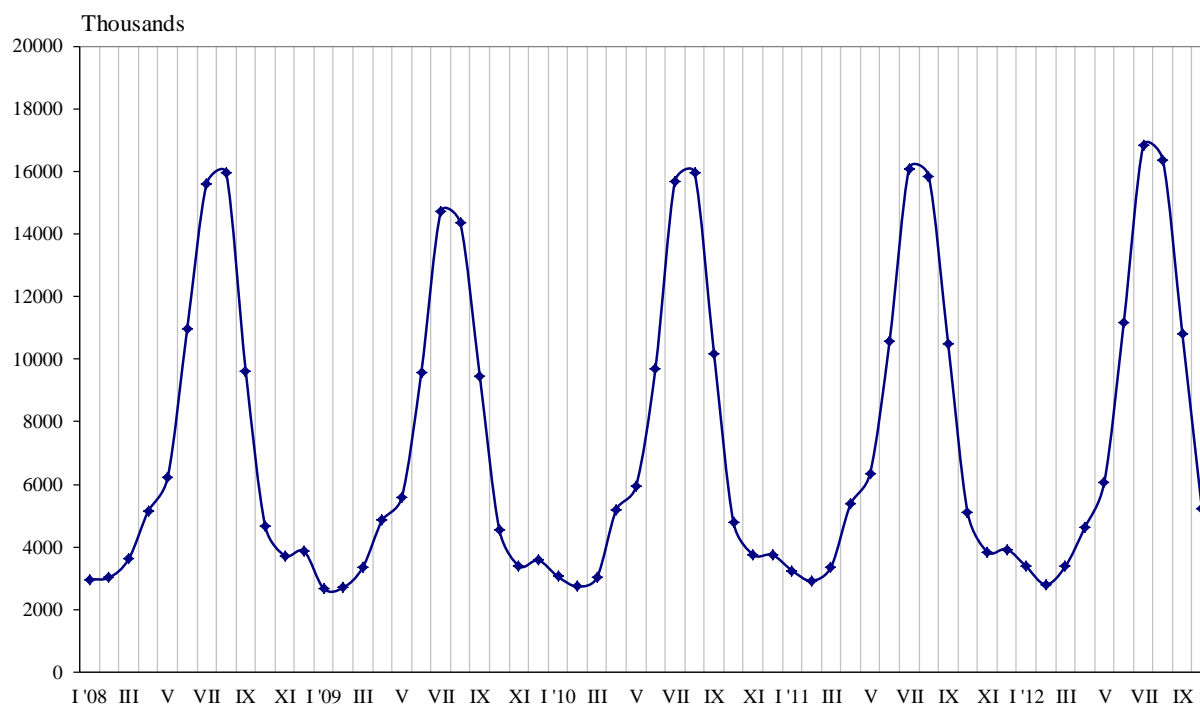
**Figure 2. Structure of the trips of Bulgarian residents abroad by purpose of visit and by countries in October 2012**





In October 2012, **the number of arrivals of visitors from abroad to Bulgaria** was 524.0 thousand which was by 51.6% less compared to September 2012 and by 3.0% above the level from October 2011 (Figure 3). An increase in the visit with holiday and recreation purpose - by 7.3% and with professional purpose - by 3.8% was registered, while the visit with other purposes decreased by 1.0%.

**Figure 3. Arrivals of visitors from abroad to Bulgaria by months**



The visits of the citizens of European Union composed the greatest relative share of the total number of foreigners visited Bulgaria - 56.5%, followed by these from the other European countries - 34.7% (Annex, Table 2). In comparison with the same month of the previous year the arrivals of visitors from EU Member States increased by 0.4%. A significant increase was observed in the visits of the citizens from France - by 9.0%, Greece - by 8.1%, Austria - by 6.4% and the United Kingdom - by 6.0%. However a drop in the visits from Romania - by 5.9% and Italy - by 3.3% was registered.

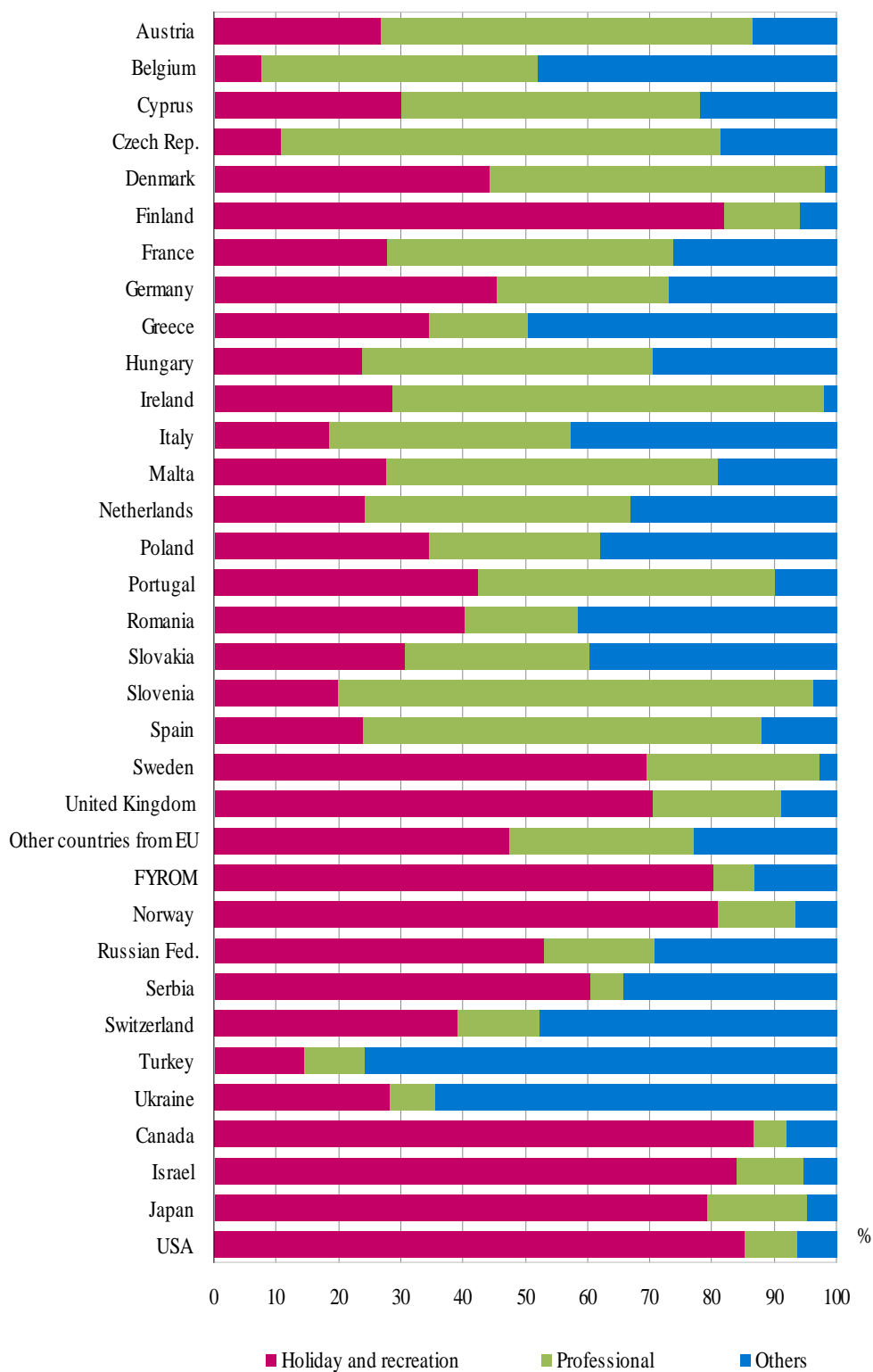
The visits of foreigners in the group “Other European countries”<sup>1</sup> increased by 8.5% as the highest growth was observed in the visits of citizens of Russian Federation and Turkey - by 41.8 and 19.5% respectively.

In October 2012 the predominated share of the total number of the visits to Bulgaria were with other purposes (including as guest and passing transit) - 42.4% followed by the arrivals with holiday and recreation purpose - 39.3% and with professional purpose - 18.3%.

The visits with holiday and recreation purpose formed 80.0% of the arrivals from FYROM, 70.4% - from United Kingdom, 60.4% - from Serbia and 53.0% - from Russia. The visits with professional purpose were 64.0% of all arrivals from Spain and 59.8% - from Austria, while with other purpose were 76.0% of the arrivals from Turkey, 64.6% - from Ukraine and 49.5% - from Greece (Figure 4).

<sup>1</sup> Group of “Other European countries” include countries in Europe outside EU.

**Figure 4. Structure of the arrivals of visitors to Bulgaria from abroad by purpose of visit and by countries in October 2012**





## Methodological notes

The definitions recommended by the World Tourist Organization and Methodological manual for tourism by Eurostat are applied by National Statistical Institute.

In accordance with these definitions **an international tourist** is any person who travels to a country other than his/her permanent residence at least 24 hours but no more than one year and whose main purpose is not doing any activity for payment.

The purposes of visiting a country are the following:

- Excursion, holiday or entertainment (visits to cultural or historical sightseeing, sports events and other);
- Visiting friends and relatives;
- Professional purposes (business trips, participation in conferences, congresses, concluding deals, etc.);
- Other (education, cure, etc.) purposes.

Statistical data on the trips of Bulgarian citizens travelling abroad and visits by foreigners in Bulgaria are obtained on the basis of monthly information received from the Ministry of Interior and sample survey of the National Statistical Institute among Bulgarian and foreign citizens passing the border check points.

Data on the number of the trips of the citizens of the European Union are estimated on the basis of the information obtained from the Ministry of Interior and the airport authorities. Data on the number of citizens of “third countries” are obtained directly from the Ministry of Interior.

Data on the purposes of the trips are developed on the basis of the NSI’s regular monthly sample survey of passing Bulgarian and foreign citizens on the border check points.



## Annex

**Table 1**

### **Trips of Bulgarian residents abroad by purposes of visit and by country of destination in October 2012**

Country of destination	Total - number	Purpose of visit - number			Change in % compared to October 2011
		Holiday and recreation	Professional	Others	
<b>TOTAL</b>	<b>281513</b>	<b>82487</b>	<b>66281</b>	<b>132745</b>	<b>-4.9</b>
<b>EU</b>	<b>155569</b>	<b>34368</b>	<b>44328</b>	<b>76873</b>	<b>17.8</b>
Austria	5447	1386	1783	2278	108.6
Belgium	2356	-	1571	785	93.8
Cyprus	74	25	49	-	-85.7
Czech Rep	2827	-	1476	1351	222.0
Denmark	1050	-	175	875	760.7
Finland	55	-	55	-	323.1
France	4156	893	2078	1185	314.8
Germany	9004	500	3251	5253	11.3
Greece	80550	19157	18172	43221	7.5
Hungary	1501	251	800	450	93.4
Ireland	49	-	49	-	81.5
Italy	5253	1781	1008	2464	97.3
Malta	-	-	-	-	-
Netherlands	2826	188	755	1883	177.1
Poland	2195	391	1596	208	173.7
Portugal	75	51	24	-	59.6
Romania	24757	6125	8252	10380	-19.3
Slovakia	456	-	456	-	794.1
Slovenia	785	-	249	536	523.0
Spain.	5082	2673	668	1741	56.9
Sweden	317	-	158	159	411.3
United Kingdom	6419	947	1368	4104	103.9
Other EU countries	335	-	335	-	570.0
<b>Other European countries</b>	<b>120016</b>	<b>46799</b>	<b>18951</b>	<b>54266</b>	<b>-25.5</b>
FYROM	18335	3361	6723	8251	-26.4
Norway	430	205	143	82	377.8
Russian Fed.	2401	388	777	1236	358.2
Serbia	18488	9694	2980	5814	-29.3
Switzerland	1185	259	649	277	263.5
Turkey	78160	32892	7044	38224	-28.0
Ukraine	1017	-	635	382	75.3
<b>Other countries</b>	<b>1804</b>	<b>224</b>	<b>378</b>	<b>1202</b>	<b>243.0</b>
Canada	254	-	127	127	337.9
Israel	345	124	-	221	11.3
USA	1205	100	251	854	662.7
<b>Rest of the world</b>	<b>4124</b>	<b>1096</b>	<b>2624</b>	<b>404</b>	<b>76.8</b>



Table2

**Arrivals of visitors from abroad to Bulgaria  
by purpose of visit and by country of origin in October 2012**

Country of origin	Total - number	Purpose of visit - number			Change in % compared to October 2011
		Holiday and recreation	Professional	Others	
<b>TOTAL</b>	<b>523971</b>	<b>205873</b>	<b>95919</b>	<b>222179</b>	<b>3.0</b>
<b>EU</b>	<b>296201</b>	<b>109767</b>	<b>74906</b>	<b>111528</b>	<b>0.4</b>
Austria	9643	2575	5768	1300	6.4
Belgium	4241	318	1884	2039	9.2
Cyprus	744	224	357	163	-44.7
Czech Rep	5863	624	4149	1090	4.0
Denmark	1570	694	845	31	6.5
Finland	891	729	109	53	-0.1
France	7655	2121	3529	2005	9.0
Germany	29477	13358	8201	7918	2.9
Greece	82399	28360	13222	40817	8.1
Hungary	4989	1184	2328	1477	-21.3
Ireland	449	128	311	10	-7.4
Italy	11473	2128	4423	4922	-3.3
Malta	47	13	25	9	-13.0
Netherlands	3476	836	1493	1147	-1.7
Poland	11213	3881	3053	4279	1.2
Portugal	436	185	208	43	-7.4
Romania	98702	39758	17844	41100	-5.9
Slovakia	3103	945	924	1234	3.2
Slovenia	1177	234	899	44	-5.0
Spain.	3036	727	1943	366	5.6
Sweden	1133	787	314	32	-11.8
United Kingdom	13447	9468	2768	1211	6.0
Other EU countries	1037	490	309	238	-9.0
<b>Other European countries</b>	<b>181684</b>	<b>75735</b>	<b>15859</b>	<b>90090</b>	<b>8.5</b>
FYROM	39154	31337	2633	5184	-13.4
Norway	1010	816	128	66	-0.5
Russian Fed.	14092	7475	2478	4139	41.8
Serbia	33106	19983	1758	11365	8.8
Switzerland	3214	1251	427	1536	4.5
Turkey	78500	11326	7524	59650	19.5
Ukraine	12608	3547	911	8150	4.5
<b>Other countries</b>	<b>11591</b>	<b>9805</b>	<b>1066</b>	<b>720</b>	<b>-14.4</b>
Canada	1472	1274	79	119	14.3
Israel	2259	1896	241	122	-54.7
Japan	1005	797	161	47	-23.7
USA	6855	5838	585	432	15.3
<b>Rest of the world</b>	<b>34495</b>	<b>10566</b>	<b>4088</b>	<b>19841</b>	<b>5.5</b>