



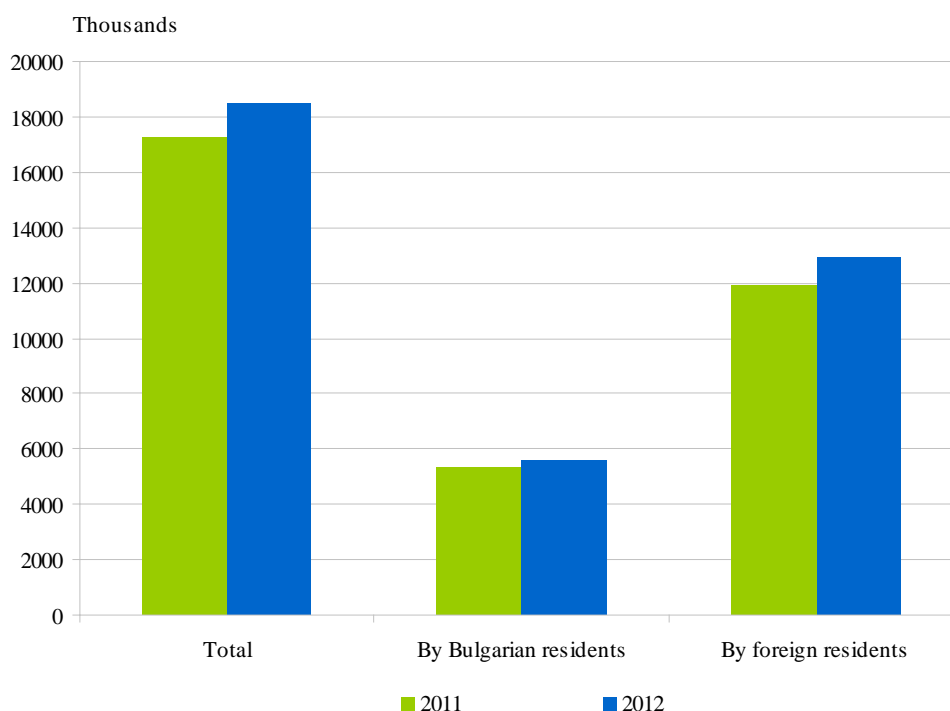
ACTIVITY OF ACCOMMODATION ESTABLISHMENTS¹ IN SEPTEMBER 2012

In September 2012, 2 327 accommodation establishments - hotels, motels, camping sites, mountain chalets and other establishments for short-term accommodation with more than 10 bed places were functioned in the country (Annex, Table 1). The total number of the rooms in them was 114.0 thousands and the bed-places were 240.4 thousands. In comparison with the previous month the total number of accommodation establishments decreased by 9.3% and the bed-places in them - by 12.9%.

The total number of the nights spent in all accommodation establishments amounted to 2 255.8 thousands as 648.4 thousands by them were spent by Bulgarian residents and 1 607.4 thousands - by foreigners. In 4 and 5 stars hotels the foreign citizens realized 61.3% from all nights spent by them, while by Bulgarians they were 29.3%. In 3 stars accommodation establishments were spent 32.2% of nights by Bulgarian residents as well as by foreigners, while in the rest of accommodation with 1 and 2 stars these share were 38.5 and 6.5% respectively.

During the period January - September 2012 the nights spent in all accommodation establishments were 18 497.0 thousands or by 7.3% more in comparison with the same period of the previous year. The nights spent by foreign residents increased by 8.1% and by Bulgarian residents - by 5.4%.

Figure 1. The nights spent in accommodation establishments during the period January - September

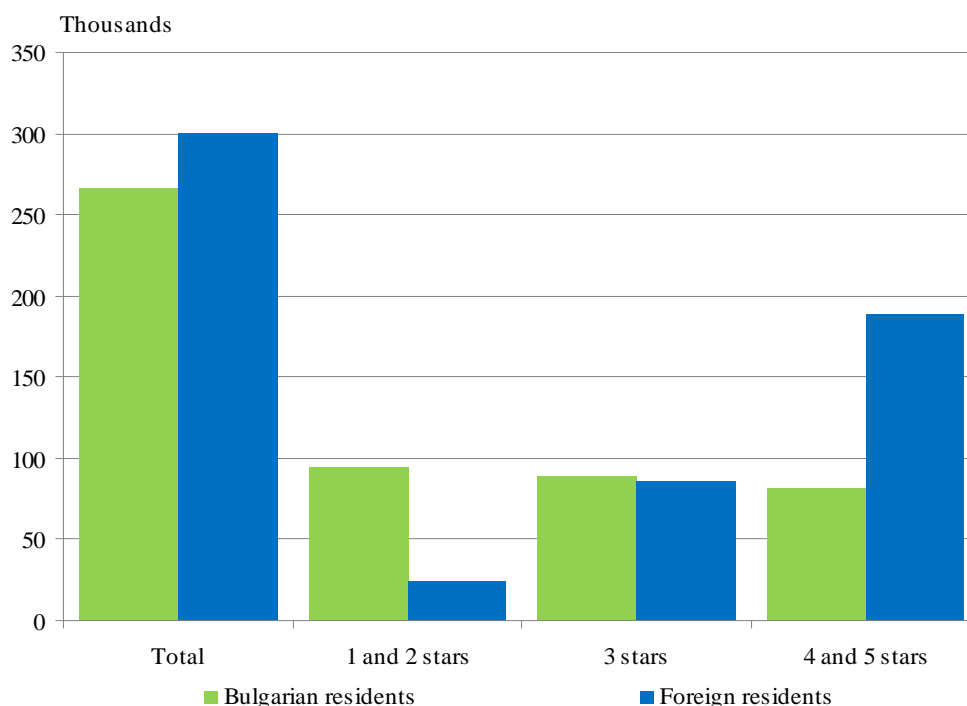


¹ Since January 2012 the survey on accommodation establishments has been carried out monthly in compliance with the Regulation 692/2011 of the European Parliament and of the Council concerning European statistics on tourism and the regulation 1051/2011 of the Commission implementing Regulation 692/2011 of the European Parliament and of the Council concerning European statistics on tourism, as regards the structure of the quality reports and the transmission of the data.



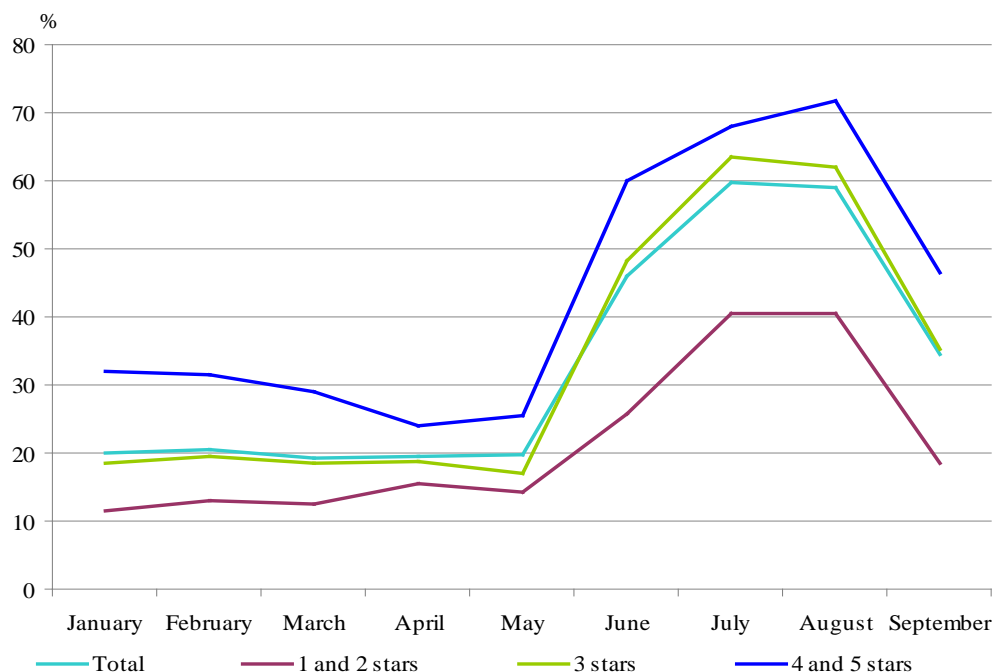
Compared to the period January - September 2011 the arrivals in all accommodation establishments in the same period of 2012 increased by 8.7% and reached 4 597.4 thousands. In September 2012 the relative share of Bulgarian guests were 47.0% of all arrivals as the majority (69.3%) of them spent the nights in hotels 1 and 2 or 3 stars and spent 2.5 nights on the average. The arrivals of foreigners were 301.2 thousands as 63.1% of them spent nights in hotels with 4 and 5 stars. On the average 5.2 nights were spent by foreigners.

Figure 2. Arrivals in accommodation establishments by categories in September 2012



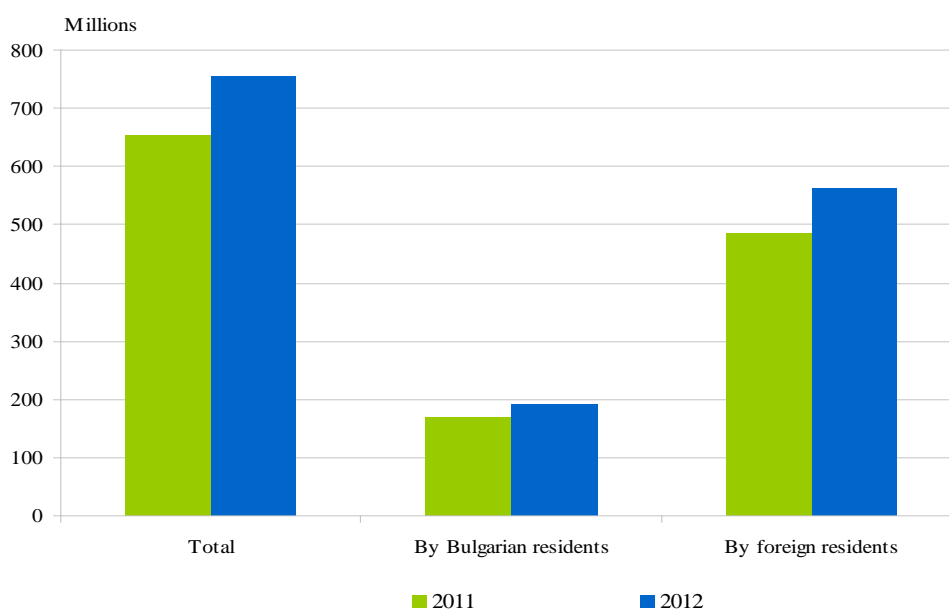
In September 2012, the total occupancy of the bed-places in accommodation establishments was 34.6% as the highest it was in 4 and 5 stars accommodation establishments - 46.5%, followed by these with 3 stars - 35.3% and with 1 and 2 stars - 18.4%. In comparison with the previous month was observed reduction of occupancy of the bed-places in all categories accommodation establishments - total by 24.3 percentage points.

Figure 3. The occupation of the bed-places in accommodation establishments by categories and months in 2012



The total revenues from nights spent in September reached 91.3 million BGN as from foreigners they were 69.5 million BGN and from Bulgarians - 21.8 million. During the period January - September 2012 the total revenues increased by 15.4% compared to the same period of 2011, as from foreign residents they increased by 16.2%, while from Bulgarian residents they were by 13.1% more.

Figure 4. The revenues from nights spent in accommodation establishments during the period January - September





Methodological notes

In the statistical survey of **accommodation establishments** were included all categorized hotels, camping sites and other type of accommodation establishments with more than 10 bed-places in use during the reporting period.

The indicator **other accommodation establishments** contained the holiday settlements, hostels, guests houses, bungalows, rest houses, mountain chalets, private rooms and flats and other establishments for short accommodation.

Annex

Table 1

Activity of accommodation establishments in September 2012¹

Districts	Accommodation establishments - number	Bed-places - number	Available bed-nights ² - number	Night spent - number		Arrivals in accommodation establishments - number		Revenues from nights spent - thousands BGN	
				Total	of which: by foreigners	Total	of which: foreigners	Total	of which: by foreigners
Total	2327	240366	6513110	2255812	1607362	568109	301201	91259	69545
Blagoevgrad	161	10053	275658	61332	16083	26540	7094	1823	506
Burgas	448	90306	2301475	958345	810851	151380	112831	40246	35328
Varna	282	48810	1402265	564713	475019	109092	76429	22510	19848
Veliko Tarnovo	98	4894	146640	27116	8136	17767	6018	1120	416
Vidin	33	906	26734	4327	786	3036	463	153	31
Vratsa	25	965	28950	5448	1053	2485	300	164	36
Gabrovo	58	2958	84648	13576	1974	7497	1407	391	91
Dobrich	105	21860	482818	204720	144240	40270	22225	4779	3386
Kardzhali	29	901	27030	4347	796	2836	567	135	30
Kyustendil	47	2573	77190	14767	2188	8418	1629	381	109
Lovech	77	3608	106620	18023	1354	10411	877	563	51
Montana	28	1400	41960	7831	391	3261	268	211	19
Pazardzhik	53	4013	120390	35920	6415	12578	1614	1468	380
Pernik	12	408	12240	1394	87	826	30	30	3
Pleven	14	1066	23784	5983	1487	3945	708	213	61
Plovdiv	136	8202	246060	81868	27503	36678	11072	3538	1445
Razgrad	14	559	16770	2877	847	1562	337	103	39
Ruse	44	1670	50100	12751	5495	7373	2709	585	293
Silistra	20	629	18870	2967	568	2253	406	114	28
Sliven	74	2588	76784	8824	2029	4307	735	293	107
Smolyan	238	8753	258856	28313	1731	13468	894	769	57
Sofia	60	4880	143098	22557	1761	12926	876	533	79
Sofia Cap.	122	11384	336528	120964	85848	69470	46551	9587	6792
Stara Zagora	32	2878	85592	25830	3829	7817	2231	861	199
Targovishte	21	871	26130	2971	518	1912	225	110	27
Haskovo	41	1405	41720	8871	2828	4891	1233	288	85
Shumen	34	1117	32930	6168	2575	3863	1107	190	64
Yambol	21	709	21270	3009	970	1247	365	101	35

¹ In use.

² The data for the "Available Bed Capacity" item are obtained through accumulation of the number of bed-places for each of the days of the reference period when they are put into utilization, irrespective of whether they are occupied or not.