

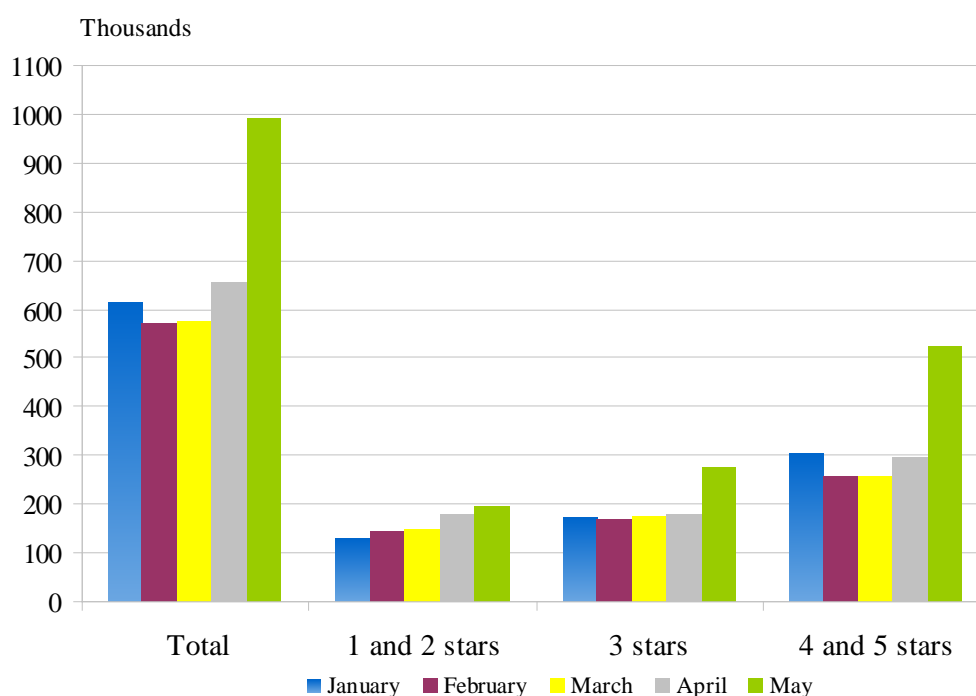


## ACTIVITY OF ACCOMMODATION ESTABLISHMENTS<sup>1</sup> IN MAY 2012

In May, 1 932 accommodation establishments - hotels, motels, camping sites, mountain chalets and other establishments for short-term accommodation with more than 10 bed places were functioned in the country (Table 1). The total number of the rooms in them was 90.1 thousands and the bed-places were 187.4 thousands. In comparison with the previous month the total number of accommodation establishments increased by 13.0% and the bed-places in them - by 54.9%.

The total number of the nights spent in all accommodation establishments amounted to 992.9 thousand or by 51.3% more as compared to April 2012. The greatest was increase of the nights spent in accommodation establishments with 4 and 5 stars (75.6%) and at least those with 1 and 2 stars - 9.0%. The nights spent both by Bulgarian and foreign citizens increased by 10.1 and 114.9 % respectively.

**Figure 1. The nights spent in accommodation establishments  
by categories and months in 2012**

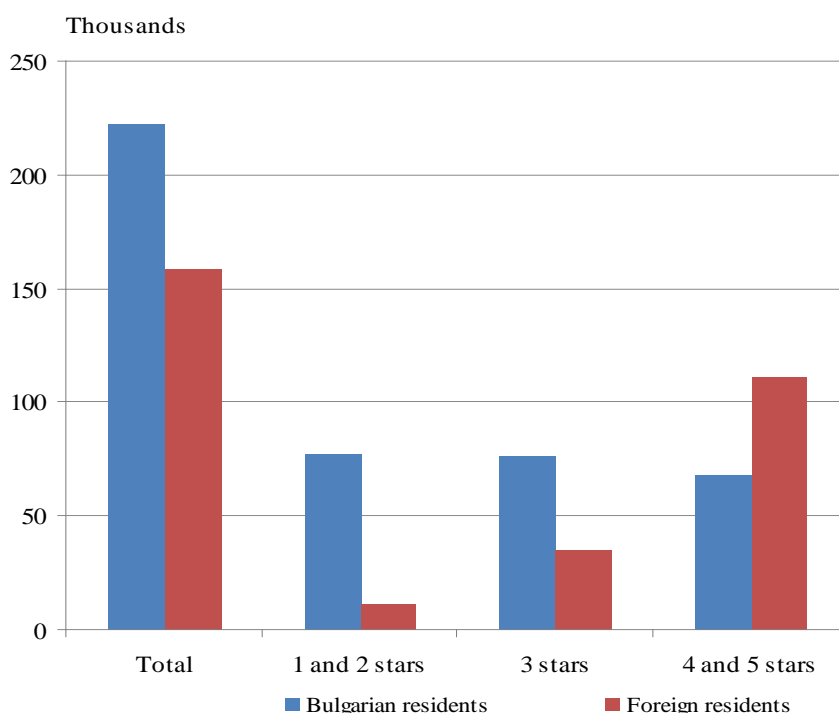


<sup>1</sup> Since January 2012 the survey on accommodation establishments has been carried out monthly in compliance with the Regulation 692/2011 of the European Parliament and of the Council concerning European statistics on tourism and the regulation 1051/2011 of the Commission implementing Regulation 692/2011 of the European Parliament and of the Council concerning European statistics on tourism, as regards the structure of the quality reports and the transmission of the data.



Compared to April 2012 the arrivals in all accommodation establishments increased by 24.7% and reached 381.1 thousands. The relative share of Bulgarians were 58.3% of all arrivals as the majority part (69.5%) of them spent the nights in hotels 1 and 2 or 3 stars and spent 2.0 nights on the average. The arrivals of foreigners were 158.8 thousands and increased by 52.6% compared to the previous month. The foreigners preferred to stay in the hotels as 70.0% of them spent nights in hotels with 4 and 5 stars. On the average 3.5 nights were spent by foreigners.

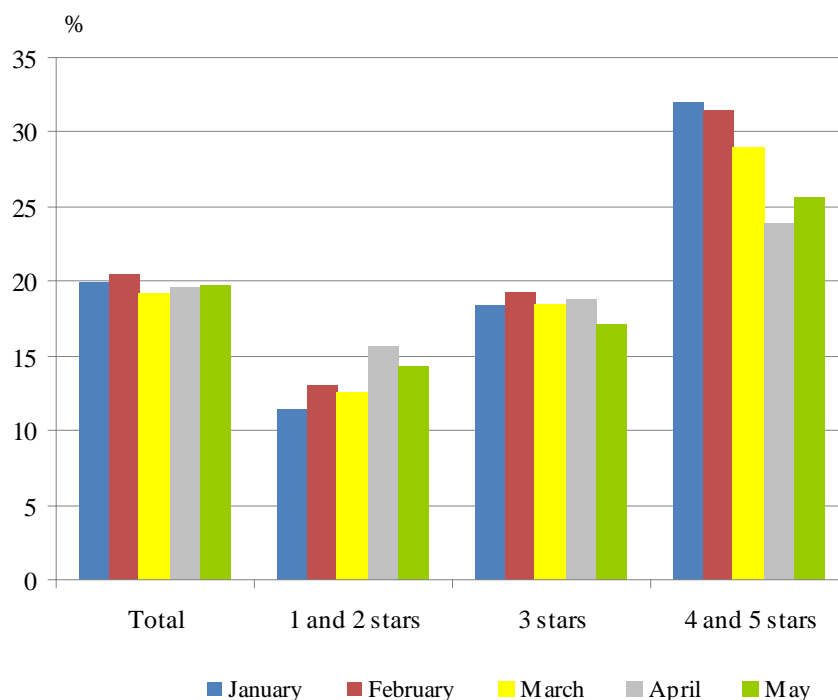
**Figure 2. Arrivals in accommodation establishments by categories in May 2012**



In May 2012, the total occupancy of the bed-places in accommodation establishments was 19.8% as the highest it was in 4 and 5 stars accommodation establishments - 25.6%, followed by these with 3 stars - 17.1%. The lowest occupancy of the bed-places was observed in 1 and 2 stars accommodation establishments - 14.3%. An increase of 1.7 percentage points in the occupancy of the bed-places with 4 and 5 stars was registered in comparison with April, while these with 1 and 2, and 3 stars it decreased by 1.3 and 1.7 percentage points respectively.



**Figure 3. The occupation of the bed-places in accommodation establishments by categories and months in 2012**



The total revenues from nights spent reached 44.3 million BGN or by 48.6% more compared to April 2012, due to a greater degree of increased revenues from foreigners (by 78.2%), while from Bulgarians they were by 18.8% more.



### Methodological notes

In the statistical survey of **accommodation establishments** were included all categorized hotels, camping sites and other type of accommodation establishments with more than 10 bed-places in use during the reporting period.

The indicator **other accommodation establishments** contained the holiday settlements, hostels, guests houses, bungalows, rest houses, mountain chalets, private rooms and flats and other establishments for short accommodation.



## ANNEX

Table 1

### ACTIVITY OF ACCOMMODATION ESTABLISHMENTS IN MAY 2012<sup>2</sup>

	Accommodation establishments - number	Bed-places - number	Available bed-nights <sup>3</sup> - number	Night spent - number		Arrivals in accommodation establishments - number		Revenues from nights spent - thousands BGN	
				Total	of which: by foreigners	Total	of which: by foreigners	Total	of which: by foreigners
<b>Total</b>	<b>1932</b>	<b>187377</b>	<b>5010280</b>	<b>992912</b>	<b>554743</b>	<b>381104</b>	<b>158811</b>	<b>44339</b>	<b>26656</b>
Blagoevgrad	157	10540	301368	39368	9529	18274	4460	1784	568
Burgas	197	57974	1295929	258766	199200	60500	36109	11212	7843
Varna	207	39568	1118783	202057	152458	59042	34105	8594	6571
Veliko Tarnovo	96	4817	147530	24482	5986	17139	4433	875	308
Vidin	33	900	28520	5650	1330	3350	664	206	43
Vratsa	23	891	27557	7175	1173	2468	528	192	37
Gabrovo	51	2629	75271	13813	1593	8117	932	368	70
Dobrich	52	10683	203857	54682	39275	16790	8642	1421	925
Kardzhali	25	841	26071	4482	1006	3157	641	140	34
Kyustendil	48	2537	78527	9522	1155	4110	777	223	61
Lovech	76	3510	108252	17138	1378	9438	627	528	64
Montana	26	1389	43049	6616	861	3486	419	210	36
Pazardzhik	55	3982	123351	27185	2528	12097	776	1137	152
Pernik	10	380	11780	1898	128	1025	87	44	5
Pleven	14	1064	24700	7937	2510	4147	812	265	97
Plovdiv	138	8161	252821	67396	21853	30602	7826	3160	1333
Razgrad	14	559	17329	3815	677	1928	337	122	28
Ruse	44	1664	51564	14224	3350	8222	1903	654	221
Silistra	20	632	19592	4254	741	2795	360	171	38
Sliven	73	2364	72954	11243	2874	4878	865	367	155
Smolyan	239	8745	270328	19556	1090	10850	697	567	39
Sofia	62	5727	176069	13211	2023	6503	796	332	47
Sofia Cap.	124	10873	325267	125418	88599	69590	46645	9849	7318
Stara Zagora	35	2948	87571	28734	7313	9391	2346	1035	373
Targovishte	21	871	27001	2226	319	1665	216	77	13
Haskovo	38	1332	41245	9161	2957	5285	1615	407	164
Shumen	32	1075	32021	6807	1416	4536	809	235	53
Yambol	22	721	21973	6096	1421	1719	384	164	60

<sup>2</sup> In use

<sup>3</sup>The data for the "Available Bed Capacity" item are obtained through accumulation of the number of bed-places for each of the days of the reference period when they are put into utilization, irrespective of whether they are occupied or not.