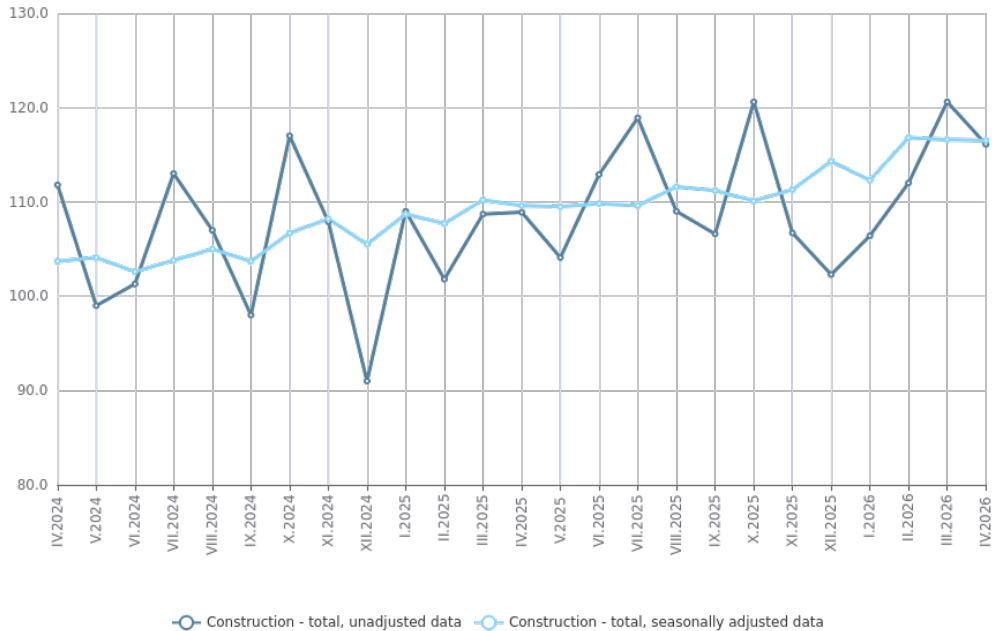


CONSTRUCTION PRODUCTION INDICES - APRIL 2026

In April 2026 the production index in the 'Construction' section decreased by 0.1% compared to the previous month. The data are preliminary and seasonally adjusted.

The calendar-adjusted data showed a rise of 6.6% in the construction production compared to the same month of 2025.

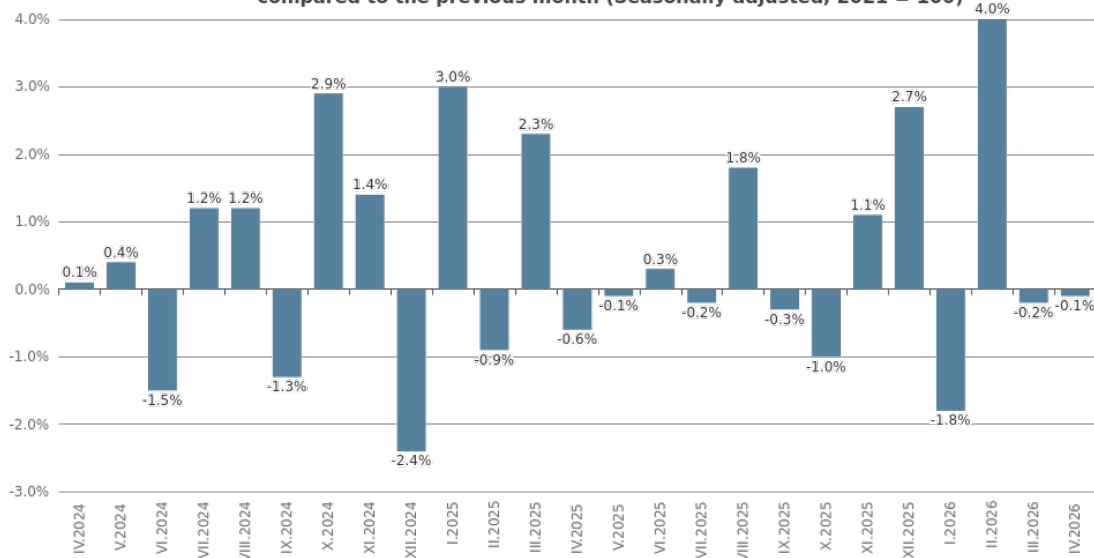
Figure 1. Construction Production Indices (2021 = 100)



Monthly changes

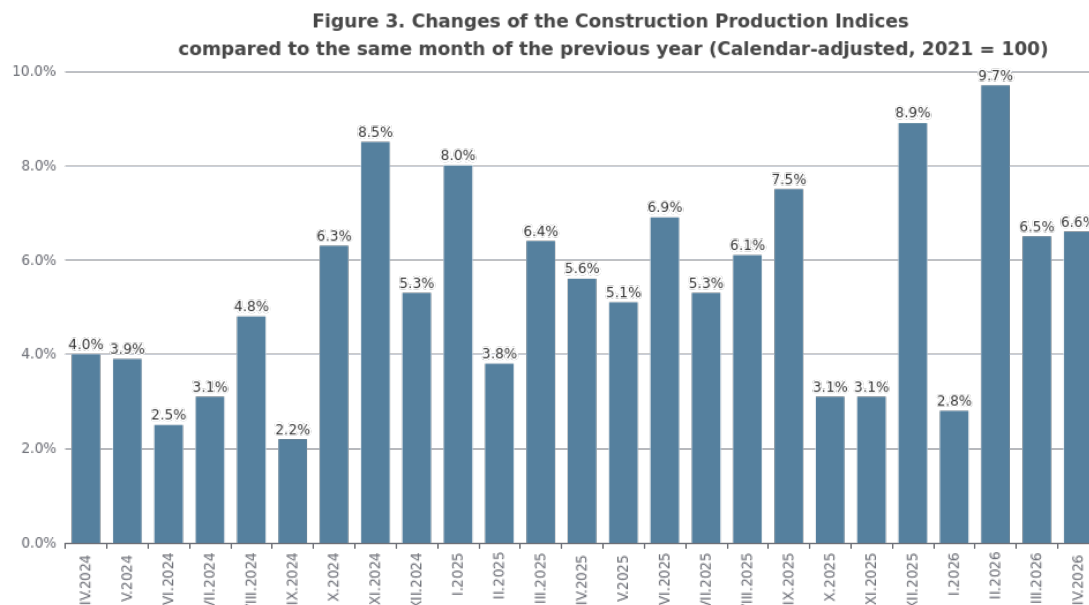
In April 2026, compared to the previous month, a decrease was observed in the production of building construction - by 0.3% and in the civil engineering - by 0.2%. An increase was seen in the production of specialized construction activities - by 0.4%.

Figure 2. Changes of the Construction Production Indices compared to the previous month (Seasonally adjusted, 2021 = 100)



Annual changes

In April 2026, compared to the same month of 2025, a rise of the production was registered in the construction of buildings - by 12.5%, in the civil engineering - by 3.1%, and in the specialized construction activities - by 3.0%.



Methodological notes

The monthly indices show the short-term changes in the construction production between two comparable periods. This information can be used to analyse the current state of construction activity in the country, as well as a short-term forecast for its future development.

The indices are calculated on the basis of information on hours worked in construction. The data are collected with a monthly sample survey that includes construction enterprises, whose production exceeds 75% of the total production in construction. Construction Production Indices are calculated on the base 2021 = 100. Since 2024, the data has been provided according to the requirements of Regulation (EU) 2019/2152 and Regulation (EU) 2020/1197.

Seasonal adjustment is a statistical method that eliminates the seasonal component of time series.

Calendar adjustment is an adjustment for variations in the monthly data, caused by calendar effects, the different number of calendar and working days in the months, national holidays and outliers (for example, the presence of more non-working days in September could contribute to the decline in the production in some activities).

Data for 2025 are reconciled.

Annex

Table 1

Changes of the Construction Production Indices compared to the previous month (Seasonally adjusted, 2021 = 100)						
						(Per cent)
Indicators	XI.2025	XII.2025	I.2026	II.2026	III.2026	IV.2026
Construction - total	1.1	2.7	-1.8	4.0	-0.2	-0.1
Construction of buildings	-0.1	3.5	1.4	3.0	-0.1	-0.3
Civil engineering	2.9	-0.2	-1.6	3.2	-1.6	-0.2
Specialized construction activities	1.0	4.1	-5.5	5.9	0.7	0.4

Table 2

Changes of the Construction Production Indices compared to the same month of the previous year (Calendar-adjusted, 2021 = 100)						
						(Per cent)
Indicators	XI.2025	XII.2025	I.2026	II.2026	III.2026	IV.2026
Construction - total	3.1	8.9	2.8	9.7	6.5	6.6
Construction of buildings	2.6	12.6	7.7	16.9	12.8	12.5
Civil engineering	7.9	7.9	1.4	7.4	2.9	3.1
Specialized construction activities	-0.1	5.7	-1.6	3.8	2.3	3.0

Table 3

Construction Production Indices (Seasonally adjusted, 2021 = 100)													
Indicators	IV.2025	V.2025	VI.2025	VII.2025	VIII.2025	IX.2025	X.2025	XI.2025	XII.2025	I.2026	II.2026	III.2026	IV.2026
Construction - total	109.6	109.5	109.8	109.6	111.6	111.2	110.1	111.3	114.3	112.3	116.8	116.6	116.5
Construction of buildings	105.8	106.9	107.3	107.6	108.7	110.1	110.1	110.1	113.9	115.4	118.9	118.9	118.5
Civil engineering	101.4	101.9	101.0	99.7	101.5	104.1	102.3	105.3	105.1	103.5	106.7	105.0	104.8
Specialized construction activities	121.5	119.5	120.9	121.0	124.0	119.0	117.1	118.2	123.0	116.3	123.1	124.0	124.5

Table 4

Construction Production Indices (Calendar-adjusted, 2021 = 100)													
Indicators	IV.2025	V.2025	VI.2025	VII.2025	VIII.2025	IX.2025	X.2025	XI.2025	XII.2025	I.2026	II.2026	III.2026	IV.2026
Construction - total	108.1	106.8	114.8	115.0	114.2	106.6	116.6	113.1	103.5	109.5	113.2	122.6	115.3
Construction of buildings	104.8	104.5	111.5	111.9	110.6	105.1	116.5	110.4	104.4	114.1	116.2	124.9	117.8
Civil engineering	99.1	98.3	105.5	104.5	105.1	100.6	109.3	110.1	95.1	98.3	101.8	109.8	102.2
Specialized construction activities	120.3	117.2	127.3	128.1	126.7	113.8	123.2	119.1	109.9	113.8	119.7	131.2	123.9