

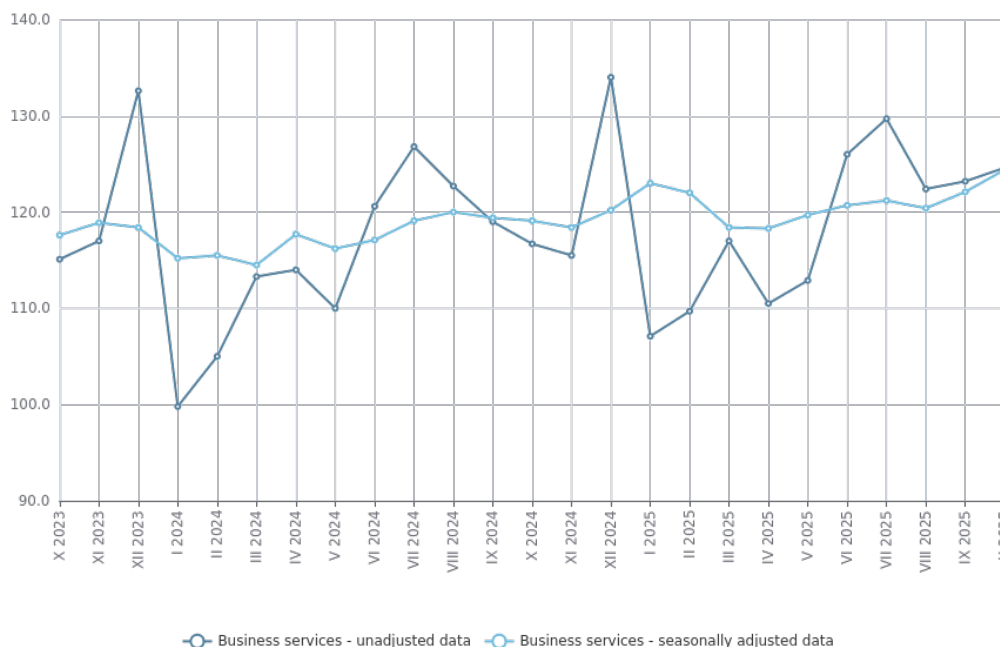


## SERVICES PRODUCTION INDICES - OCTOBER 2025

In October 2025, the total production index in **Services of the business economy**<sup>[1]</sup> increased by 1.9% compared to the previous month. The data are preliminary and seasonally adjusted.

Compared to October 2024, an increase of 5.3% was registered in the calendar-adjusted index according to preliminary data.

Figure 1. Production indices for Business services (2021 = 100)

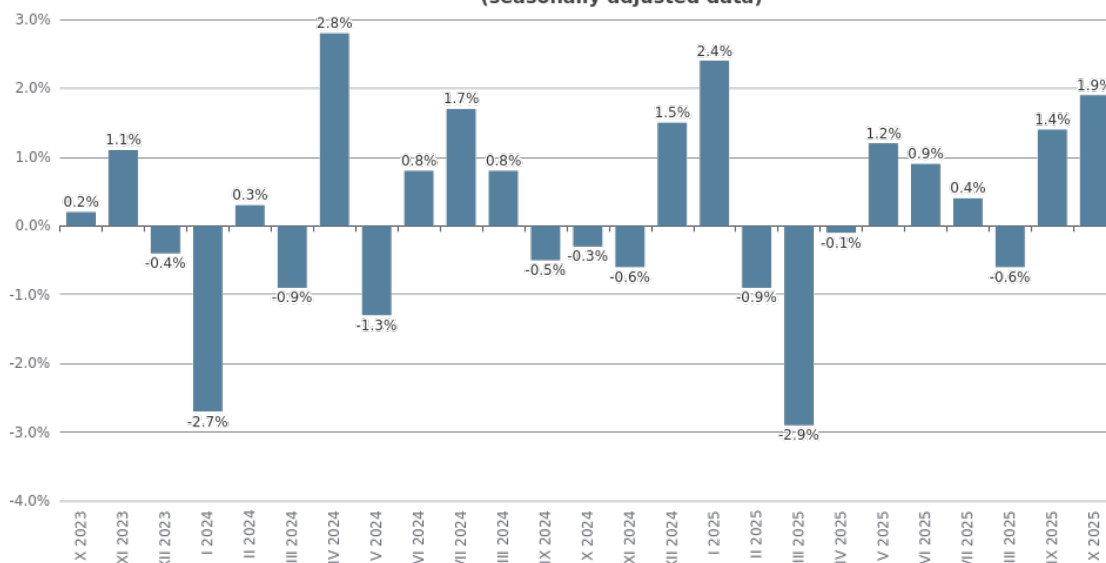


<sup>[1]</sup> Business services include the following sectors from NACE.BG - 2008: H - Transportation and storage, I - Accommodation and food service activities, J - Information and communication, L - Real estate activities, M\_STS - Professional, scientific and technical activities (specific grouping under Regulation (EU) 2019/2152), and N - Administrative and support service activities.

### Monthly changes

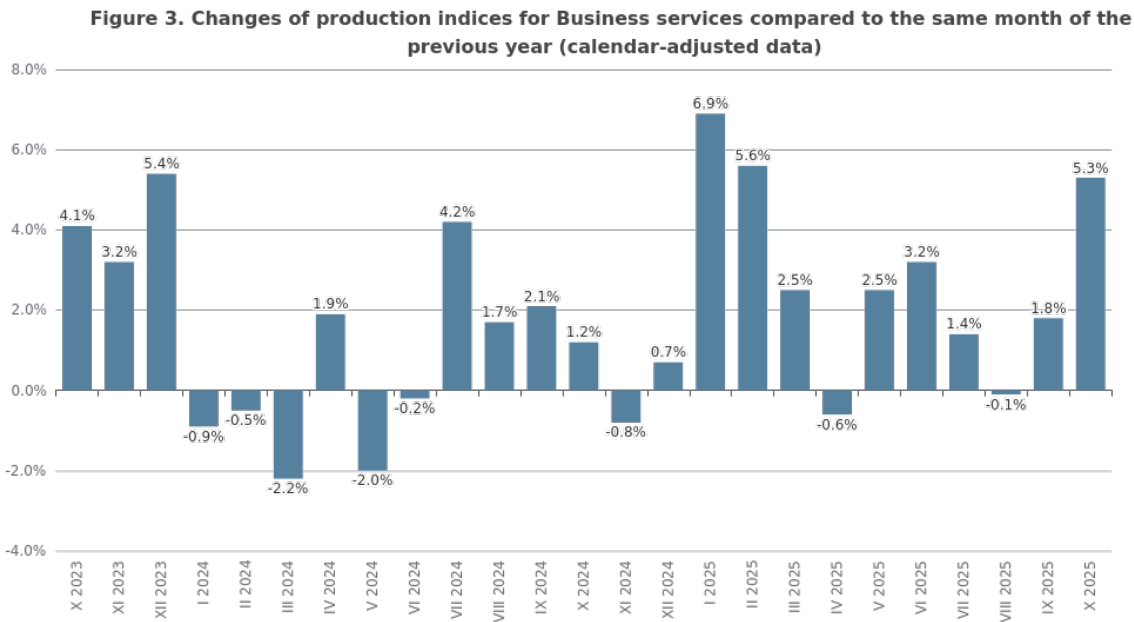
An increase, compared to the previous month, was reported in the following sectors: 'Professional, scientific and technical activities' - by 7.4%, 'Information and communication' - by 3.0%, 'Accommodation and food service activities' - by 1.6%, and 'Transportation and storage' - by 1.0%. A decrease was seen in the sectors: 'Real estate activities' - by 6.6%, and 'Administrative and support service activities' - by 1.8%.

Figure 2. Changes of production indices for Business services compared to the previous month (seasonally adjusted data)



Annual changes

On an annual basis, a rise was observed in the following sectors: ‘Professional, scientific and technical activities’ - by 14.2%, ‘Information and communication’ - by 6.5%, ‘Administrative and support service activities’ - by 5.9%, ‘Accommodation and food service activities’ - by 3.2%, and ‘Real estate activities’ - by 2.8%. A decrease was registered only in the sector ‘Transportation and storage’ - by 0.3%.



Methodological notes

Monthly indices of production in services are calculated and published two months after the reference period (M+2) in accordance with the requirements of Regulation (EU) 2019/2152 of the European Parliament and of the Council for European Business Statistics.

Production indices in services are calculated by deflating the turnover indices for each activity with the corresponding producer price indices. The purpose of the production index is to measure changes in output volume at monthly intervals. The indices are calculated with 2021 as a base year.

Seasonal adjustment is a statistical method, which eliminates the seasonal component of time series.

Calendar adjustment is an adjustment for variations caused by calendar effects, a different number of calendar and working days in the months, national holidays and outliers (for example, the presence of more non-working days in May could contribute to the decline in some activities).

Since July 2024, all dynamic rows have been recalculated based on the 2021 base year and have been published in IS Infostat.

Table 1

Changes of production indices in services (compared to the previous month) - seasonally adjusted data							
							(Per cent)
Economic activities	NACE.BG - 2008	V.2025	VI.2025	VII.2025	VIII.2025	IX.2025	X.2025*
<b>Services of the business economy (except trade and financial and insurance activities)</b>	<b>HTNXK</b>	<b>1.2</b>	<b>0.9</b>	<b>0.4</b>	<b>-0.6</b>	<b>1.4</b>	<b>1.9</b>
<b>Transportation and storage</b>	<b>H</b>	<b>0.4</b>	<b>-0.3</b>	<b>-2.6</b>	<b>1.1</b>	<b>1.4</b>	<b>1.0</b>
Land transport and transport via pipelines	H49	2.2	1.2	-3.2	1.8	0.7	-0.7
Water transport	H50	1.6	8.6	3.0	-7.6	-10.0	-14.7
Air transport	H51	4.3	-3.7	-13.6	13.2	0.2	7.4
Warehousing and support activities for transportation	H52	-4.9	-2.3	0.7	-2.5	3.8	3.2
Postal and courier activities	H53	4.0	-2.1	1.7	-0.3	1.4	2.1
<b>Accommodation and food service activities</b>	<b>I</b>	<b>0.4</b>	<b>2.2</b>	<b>-0.3</b>	<b>0.4</b>	<b>-0.8</b>	<b>1.6</b>
Accommodation	I55	1.3	5.8	0.5	0.1	2.5	3.3
Food and beverage service activities	I56	0.5	-2.5	1.8	-3.5	-1.1	0.1
<b>Information and communication</b>	<b>J</b>	<b>-0.8</b>	<b>5.6</b>	<b>-1.9</b>	<b>4.6</b>	<b>-3.7</b>	<b>3.0</b>
Publishing activities	J58	3.7	-5.3	-5.0	-4.7	9.5	0.8
Motion picture, video, television programme production; programming and broadcasting activities	J59	10.7	-24.5	15.1	28.4	-31.7	26.3
Programming and broadcasting activities	J60	-2.6	0.7	-5.2	8.3	0.8	-5.7
Telecommunications	J61	-2.1	3.3	-2.4	-0.2	-2.4	2.6
Computer programming, consultancy and related activities	J62	-1.5	10.1	-2.3	7.9	-4.6	2.3
Information service activities	J63	4.0	1.9	0.7	-0.9	0.6	6.1
<b>Real estate activities</b>	<b>L</b>	<b>2.3</b>	<b>-3.2</b>	<b>0.6</b>	<b>-2.9</b>	<b>10.0</b>	<b>-6.6</b>
<b>Professional, scientific and technical activities (specific grouping under Regulation (EU) 2019/2152)</b>	<b>M_STS</b>	<b>6.0</b>	<b>-4.6</b>	<b>4.4</b>	<b>-5.5</b>	<b>7.5</b>	<b>7.4</b>
Legal and accounting activities	M69	7.4	-1.4	-8.9	9.4	3.6	1.9
Management consultancy activities	M702	12.6	-25.3	5.8	3.7	0.5	-2.3
Architectural and engineering activities; technical testing and analysis	M71	8.5	10.0	8.2	-24.6	19.0	33.1
Advertising and market research	M73	-4.8	3.1	5.9	-7.0	6.6	-5.1
Other professional, scientific and technical activities	M74	4.4	-14.9	14.2	2.6	4.3	-4.3
<b>Administrative and support service activities</b>	<b>N</b>	<b>0.8</b>	<b>1.5</b>	<b>8.6</b>	<b>-9.9</b>	<b>3.6</b>	<b>-1.8</b>
Rental and leasing activities	N77	1.4	1.8	-3.5	4.6	15.4	-5.9
Employment activities	N78	-0.3	1.1	-4.2	5.7	-0.2	-8.6
Travel agency, tour operator reservation service and related activities	N79	-2.7	-4.8	-8.7	-11.0	-1.0	21.1
Security and investigation activities	N80	-0.7	1.2	43.3	-28.5	0.0	-4.2
Services to buildings and landscape activities	N81	12.2	8.2	4.0	-5.0	-2.9	15.1
Office administrative, office support and other business support activities	N82	1.4	3.2	-5.1	0.8	8.0	-6.5
* Preliminary data.							

Table 2

Changes of production indices in services (compared to the same month of the previous year) - calendar-adjusted data							
							(Per cent)
Economic activities	NACE.BG - 2008	V.2025	VI.2025	VII.2025	VIII.2025	IX.2025	X.2025*
<b>Services of the business economy (except trade and financial and insurance activities)</b>	<b>HTNXK</b>	<b>2.5</b>	<b>3.2</b>	<b>1.4</b>	<b>-0.1</b>	<b>1.8</b>	<b>5.3</b>
<b>Transportation and storage</b>	<b>H</b>	<b>1.6</b>	<b>2.4</b>	<b>-4.0</b>	<b>0.7</b>	<b>2.1</b>	<b>-0.3</b>
Land transport and transport via pipelines	H49	0.0	0.6	-5.0	-1.0	1.5	-2.4
Water transport	H50	18.0	18.8	26.1	8.9	6.1	-11.2
Air transport	H51	16.3	26.5	0.3	31.0	15.2	7.5
Warehousing and support activities for transportation	H52	0.7	0.0	-3.4	-4.9	0.7	4.9
Postal and courier activities	H53	-1.3	-6.1	-10.7	-9.1	-6.4	-8.5
<b>Accommodation and food service activities</b>	<b>I</b>	<b>-4.4</b>	<b>-0.1</b>	<b>-0.6</b>	<b>0.9</b>	<b>-0.7</b>	<b>3.2</b>
Accommodation	I55	-7.7	2.3	2.1	1.6	3.9	20.5
Food and beverage service activities	I56	-1.9	-2.6	-3.9	-0.4	-4.0	-9.2
<b>Information and communication</b>	<b>J</b>	<b>0.0</b>	<b>9.6</b>	<b>2.4</b>	<b>7.7</b>	<b>1.6</b>	<b>6.5</b>
Publishing activities	J58	5.3	2.6	-22.7	-46.8	4.8	7.3
Motion picture, video, television programme production; programming and broadcasting activities	J59	13.4	-44.1	-26.5	22.5	-36.1	-14.7
Programming and broadcasting activities	J60	-6.3	5.0	-9.4	0.4	11.6	-7.3
Telecommunications	J61	-8.5	-3.9	-7.6	-6.3	-12.6	-9.7
Computer programming, consultancy and related activities	J62	2.3	19.3	10.7	20.4	10.8	16.1
Information service activities	J63	23.7	41.5	25.0	31.0	23.1	35.6
<b>Real estate activities</b>	<b>L</b>	<b>10.8</b>	<b>-4.2</b>	<b>6.9</b>	<b>-0.1</b>	<b>4.9</b>	<b>2.8</b>
<b>Professional, scientific and technical activities (specific grouping under Regulation (EU) 2019/2152)</b>	<b>M_STS</b>	<b>11.7</b>	<b>1.5</b>	<b>1.7</b>	<b>-14.5</b>	<b>0.8</b>	<b>14.2</b>
Legal and accounting activities	M69	4.0	13.4	-4.1	-3.4	5.8	8.7
Management consultancy activities	M702	10.6	-40.4	-46.2	-53.5	-44.0	-33.4
Architectural and engineering activities; technical testing and analysis	M71	18.4	40.0	52.6	-1.3	26.9	74.6
Advertising and market research	M73	1.4	-2.9	11.3	2.0	13.9	-0.8
Other professional, scientific and technical activities	M74	24.9	-4.7	7.3	5.1	27.3	15.2
<b>Administrative and support service activities</b>	<b>N</b>	<b>0.8</b>	<b>1.6</b>	<b>12.4</b>	<b>0.7</b>	<b>4.0</b>	<b>5.9</b>
Rental and leasing activities	N77	-14.4	-16.6	-24.0	-11.1	3.2	-1.7
Employment activities	N78	11.8	18.8	23.3	28.9	25.1	13.5
Travel agency, tour operator reservation service and related activities	N79	6.4	-9.4	-5.0	-16.7	-26.7	0.2
Security and investigation activities	N80	-0.7	5.1	52.5	3.2	4.6	5.5
Services to buildings and landscape activities	N81	17.0	19.7	33.3	29.2	19.6	38.4
Office administrative, office support and other business support activities	N82	-0.9	3.6	-1.0	-2.2	13.7	-1.8
* Preliminary data.							

Table 3

Production indices in services - seasonally adjusted (2021 = 100)													
NACE.BG - 2008	X.2024	XI.2024	XII.2024	I.2025	II.2025	III.2025	IV.2025	V.2025	VI.2025	VII.2025	VIII.2025	IX.2025	X.2025*
HTNXK	119.1	118.4	120.2	123.0	122.0	118.4	118.3	119.7	120.7	121.2	120.4	122.1	124.4
H	114.0	109.9	114.9	115.0	120.7	110.9	111.9	112.3	112.0	109.1	110.3	111.9	113.0
H49	106.6	104.4	107.4	106.8	104.7	101.6	102.2	104.4	105.6	102.3	104.1	104.8	104.1
H50	125.1	127.9	137.1	142.5	129.7	133.6	140.6	142.8	155.1	159.7	147.6	132.9	113.3
H51	309.1	240.3	313.3	259.1	274.7	324.3	308.4	321.7	309.9	267.6	303.0	303.6	326.1
H52	104.7	102.1	107.1	113.6	137.0	107.0	110.6	105.1	102.7	103.5	100.9	104.7	108.1
H53	133.1	132.8	124.2	125.1	122.2	112.6	112.3	116.8	114.4	116.3	116.0	117.5	120.0
I	143.7	144.4	144.0	145.4	144.7	142.2	141.0	141.5	144.5	144.1	144.6	143.5	145.7
I55	179.9	178.6	179.4	182.0	183.2	176.9	176.7	179.0	189.4	190.3	190.6	195.4	202.0
I56	122.3	124.2	123.2	120.9	121.8	120.1	117.8	118.4	115.5	117.5	113.4	112.2	112.3
J	120.4	116.6	121.1	126.3	119.6	117.3	119.9	118.9	125.6	123.3	129.0	124.2	127.9
J58	85.1	89.0	84.8	98.5	86.4	87.2	92.6	96.0	91.0	86.4	82.4	90.2	90.9
J59	106.7	107.0	82.2	111.5	87.3	90.0	84.4	93.5	70.6	81.3	104.3	71.2	90.0
J60	77.7	73.5	78.7	85.7	77.4	63.7	78.0	76.0	76.5	72.5	78.5	79.2	74.7
J61	125.7	123.4	122.4	115.5	120.7	118.0	115.1	112.6	116.4	113.5	113.3	110.6	113.5
J62	122.3	120.3	126.1	134.5	120.9	121.9	126.3	124.4	136.9	133.8	144.3	137.7	140.9
J63	120.6	92.7	130.9	157.1	149.6	129.6	143.8	149.5	152.4	153.5	152.1	153.0	162.3
L	96.5	88.9	102.2	102.7	110.1	106.2	101.5	103.9	100.5	101.2	98.2	108.1	101.0
M_STS	124.0	128.8	122.6	125.6	118.3	117.0	120.2	127.4	121.5	126.9	119.9	128.8	138.3
M69	128.9	119.0	114.4	137.3	127.4	130.4	125.1	134.4	132.5	120.7	132.0	136.7	139.4
M702	148.4	174.8	144.1	127.5	118.4	107.2	109.2	123.0	91.8	97.2	100.7	101.2	98.8
M71	116.0	126.4	120.3	135.4	121.3	115.0	120.7	131.0	144.1	155.9	117.6	139.8	186.2
M73	120.8	114.1	126.0	116.0	108.1	111.4	122.6	116.7	120.2	127.4	118.4	126.3	119.9
M74	109.6	114.3	113.6	106.3	112.0	117.4	121.6	127.0	108.1	123.4	126.7	132.1	126.4
N	113.3	125.3	117.0	123.9	122.7	127.5	117.1	118.0	119.8	130.1	117.3	121.5	119.3
N77	118.6	114.2	113.4	119.4	117.4	117.1	101.9	103.3	105.1	101.5	106.2	122.5	115.3
N78	115.9	119.1	134.9	136.8	138.6	134.9	141.9	141.5	143.0	137.0	144.8	144.6	132.2
N79	191.1	194.7	197.3	204.8	203.9	202.8	202.5	197.1	187.6	171.3	152.5	151.0	182.9
N80	96.3	100.4	99.9	117.5	113.0	103.3	103.2	102.5	103.7	148.6	106.3	106.3	101.9
N81	105.6	112.7	110.7	112.1	110.2	104.9	107.3	120.4	130.3	135.5	128.7	125.0	143.8
N82	108.4	153.4	107.4	105.6	107.8	147.3	106.9	108.4	111.9	106.2	107.0	115.5	108.0
* Preliminary data.													

Table 4

Production indices in services - calendar-adjusted (2021 = 100)													
NACE.BG - 2008	X.2024	XI.2024	XII.2024	I.2025	II.2025	III.2025	IV.2025	V.2025	VI.2025	VII.2025	VIII.2025	IX.2025	X.2025*
<b>HTNXK</b>	<b>117.6</b>	<b>114.9</b>	<b>134.4</b>	<b>106.1</b>	<b>110.2</b>	<b>117.1</b>	<b>111.5</b>	<b>114.9</b>	<b>128.2</b>	<b>131.6</b>	<b>126.7</b>	<b>124.6</b>	<b>123.8</b>
<b>H</b>	<b>118.7</b>	<b>110.2</b>	<b>110.4</b>	<b>97.6</b>	<b>109.9</b>	<b>111.4</b>	<b>110.0</b>	<b>111.9</b>	<b>118.4</b>	<b>121.2</b>	<b>111.8</b>	<b>113.7</b>	<b>118.4</b>
H49	112.9	109.5	104.7	91.0	100.1	107.1	101.7	104.2	110.0	109.7	97.5	103.4	110.2
H50	134.9	116.6	133.2	108.8	105.4	130.9	143.7	153.6	161.3	193.3	164.5	137.3	119.8
H51	301.8	131.9	212.9	142.0	146.8	223.9	244.8	327.7	413.5	425.5	489.5	403.7	324.4
H52	108.0	100.9	104.9	100.9	124.5	107.7	112.1	104.2	105.0	112.7	101.5	105.0	113.3
H53	134.4	146.7	136.3	121.2	117.6	114.2	109.8	112.1	113.5	113.8	108.3	111.0	122.9
<b>I</b>	<b>121.4</b>	<b>109.5</b>	<b>124.9</b>	<b>117.6</b>	<b>121.4</b>	<b>123.7</b>	<b>120.2</b>	<b>130.3</b>	<b>161.1</b>	<b>201.2</b>	<b>224.1</b>	<b>157.0</b>	<b>125.2</b>
I55	132.0	114.2	136.3	132.0	154.8	139.2	142.0	147.2	225.5	308.5	346.9	228.1	159.1
I56	115.1	106.7	118.2	109.2	102.5	114.6	107.4	120.4	123.6	138.6	152.0	117.5	104.5
<b>J</b>	<b>122.0</b>	<b>119.7</b>	<b>150.8</b>	<b>114.5</b>	<b>108.3</b>	<b>119.8</b>	<b>113.8</b>	<b>112.9</b>	<b>131.6</b>	<b>120.2</b>	<b>122.2</b>	<b>123.3</b>	<b>129.8</b>
J58	89.0	91.0	96.4	85.8	68.9	73.2	80.9	86.7	96.2	104.4	79.7	110.7	95.5
J59	123.4	122.8	153.7	83.0	69.6	88.3	73.0	81.3	68.8	72.6	85.9	59.5	105.2
J60	95.8	100.5	82.5	60.1	70.6	58.0	89.1	81.9	83.0	58.5	60.3	83.7	88.8
J61	126.3	123.8	134.4	108.6	111.2	114.6	109.1	110.6	119.9	114.7	115.7	113.8	114.0
J62	123.6	120.2	168.8	121.2	108.2	130.2	119.1	115.8	146.1	127.9	133.8	134.3	143.4
J63	115.1	115.6	158.7	144.1	143.7	133.4	141.7	141.6	151.8	145.5	133.7	143.2	156.1
<b>L</b>	<b>91.4</b>	<b>85.5</b>	<b>123.4</b>	<b>95.8</b>	<b>108.4</b>	<b>105.7</b>	<b>96.1</b>	<b>97.1</b>	<b>104.7</b>	<b>103.5</b>	<b>97.6</b>	<b>116.7</b>	<b>94.0</b>
<b>M_STS</b>	<b>122.8</b>	<b>129.4</b>	<b>168.8</b>	<b>103.8</b>	<b>106.0</b>	<b>121.1</b>	<b>113.1</b>	<b>121.4</b>	<b>127.3</b>	<b>128.7</b>	<b>107.7</b>	<b>123.3</b>	<b>140.2</b>
M69	123.9	114.3	142.7	120.7	116.8	138.7	126.3	134.2	142.7	122.4	118.4	129.7	134.7
M702	145.4	167.4	187.1	106.1	104.4	104.5	98.2	112.5	92.4	96.3	92.0	109.6	96.9
M71	109.6	127.5	199.2	103.5	104.6	121.0	103.7	118.8	150.7	165.8	108.4	123.7	191.4
M73	134.8	134.7	168.4	83.5	91.4	109.6	123.9	116.8	125.1	123.9	100.8	119.6	133.7
M74	109.0	111.9	145.1	98.7	107.9	124.8	114.5	121.6	113.0	121.4	113.8	130.2	125.6
<b>N</b>	<b>111.7</b>	<b>121.1</b>	<b>118.4</b>	<b>106.3</b>	<b>112.8</b>	<b>120.9</b>	<b>110.4</b>	<b>115.4</b>	<b>130.1</b>	<b>142.3</b>	<b>127.9</b>	<b>131.1</b>	<b>118.3</b>
N77	113.1	115.3	123.3	97.6	103.5	109.4	98.3	106.3	108.5	107.3	108.1	125.5	111.2
N78	117.6	119.1	155.4	121.0	136.0	137.6	141.8	137.7	143.2	136.1	143.2	143.1	133.5
N79	167.3	95.8	123.0	120.1	125.8	139.8	141.5	172.4	273.3	309.8	308.7	236.8	167.7
N80	98.9	99.6	107.6	106.9	111.8	100.2	101.5	101.0	103.9	150.8	108.9	108.6	104.3
N81	106.0	112.7	116.3	95.9	100.4	101.7	105.2	124.8	139.4	146.5	133.6	123.1	146.7
N82	108.3	167.5	104.8	101.7	106.2	147.5	102.8	105.5	123.4	104.8	98.0	126.9	106.3
* Preliminary data.													