

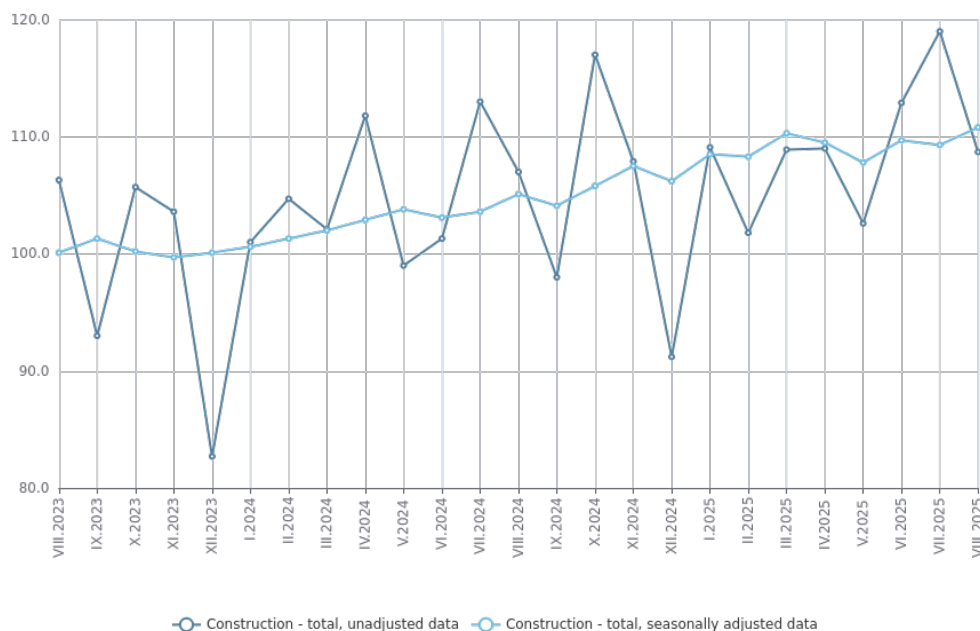


CONSTRUCTION PRODUCTION INDICES - AUGUST 2025

In August 2025, the production index in the 'Construction' section increased by 1.5% compared to the previous month. The data are preliminary and seasonally adjusted.

The calendar-adjusted data showed a rise of 5.9% in the construction production compared to the same month of 2024.

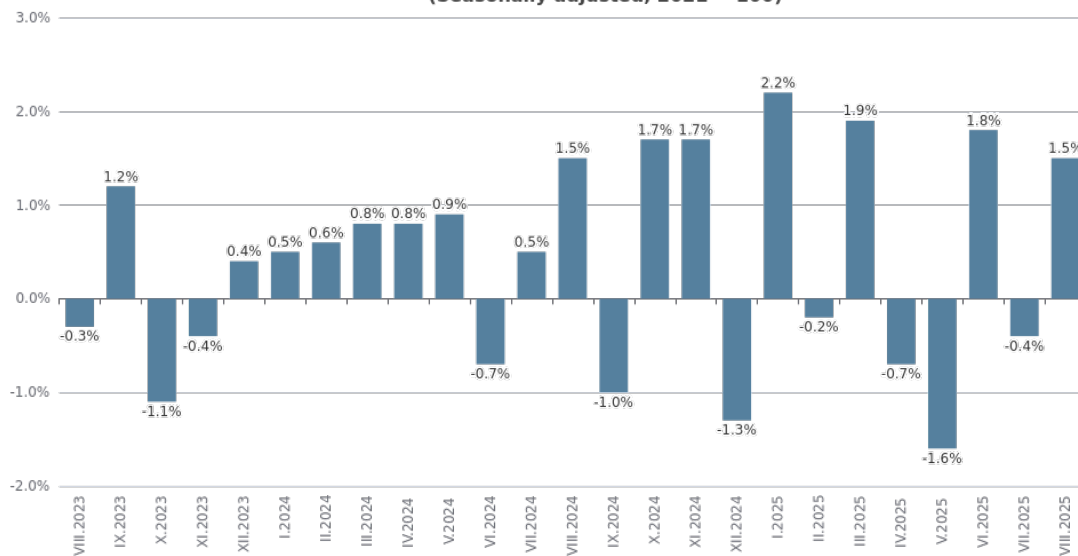
Figure 1. Construction Production Indices (2021 = 100)



Monthly changes

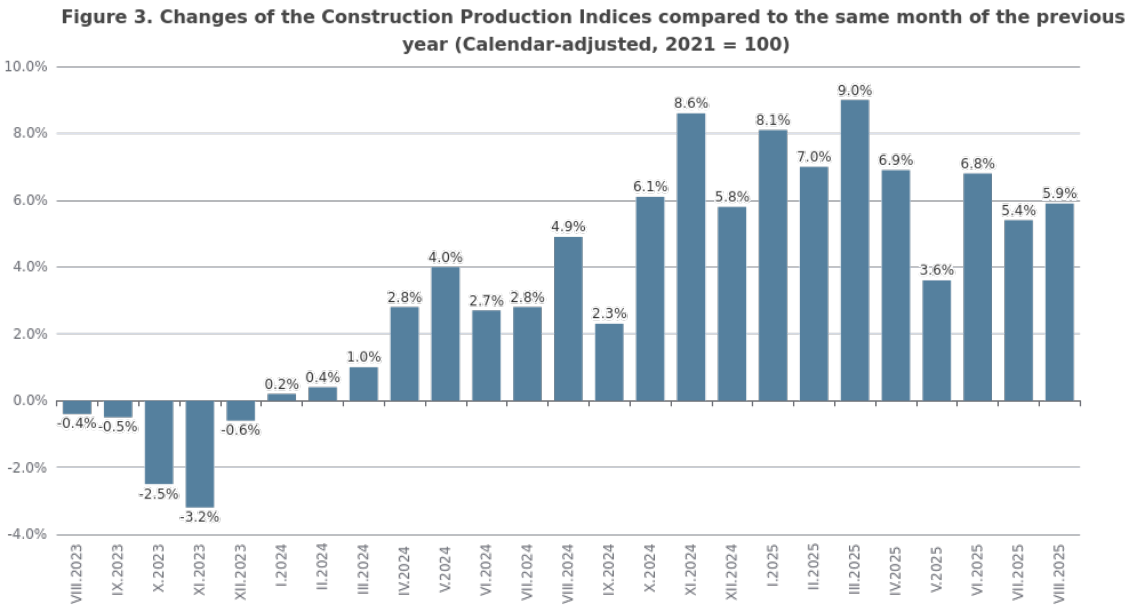
In August 2025, compared to the previous month, an increase was seen in the specialized construction activities - by 2.9%, in the production of civil engineering - by 0.9%, and in the production of building construction - by 0.4%.

Figure 2. Changes of the Construction Production Indices compared to the previous month (Seasonally adjusted, 2021 = 100)



Annual changes

In August 2025, compared to the same month of 2024, a rise of the production was registered in the specialized construction activities - by 8.6%, in the construction of buildings - by 5.2%, and in the civil engineering - by 3.3%.



Methodological notes

The monthly indices show the short-term changes in the construction production between two comparable periods. This information can be used to analyse the current state of construction activity in the country, as well as a short-term forecast for its future development.

The indices are calculated on the basis of information on hours worked in construction. The data are collected with a monthly sample survey that includes construction enterprises, whose production exceeds 75% of the total production in construction. Construction Production Indices are calculated on the base 2021 = 100. Since 2024, the data has been provided according to the requirements of Regulation (EU) 2019/2152 and Regulation (EU) 2020/1197.

Seasonal adjustment is a statistical method that eliminates the seasonal component of time series.

Calendar adjustment is an adjustment for variations in the monthly data, caused by calendar effects, the different number of calendar and working days in the months, national holidays and outliers (for example, the presence of more non-working days in August could contribute to the decline in the production in some activities).

Since August 2024, all dynamic rows have been recalculated based on 2021 as base year and are published in IS Infostat.

Annex

Table 1

Changes of the Construction Production Indices compared to the previous month (Seasonally adjusted, 2021 = 100)						
						(Per cent)
Indicators	III.2025	IV.2025	V.2025	VI.2025	VII.2025	VIII.2025
Construction - total	1.9	-0.7	-1.6	1.8	-0.4	1.5
Construction of buildings	-0.1	0.6	0.3	0.8	0.4	0.4
Civil engineering	2.7	-1.5	0.2	-0.8	-1.6	0.9
Specialized construction activities	3.5	-1.5	-4.9	5.0	-0.4	2.9

Table 2

Changes of the Construction Production Indices compared to the same month of the previous year (Calendar-adjusted, 2021 = 100)						
						(Per cent)
Indicators	III.2025	IV.2025	V.2025	VI.2025	VII.2025	VIII.2025
Construction - total	9.0	6.9	3.6	6.8	5.4	5.9
Construction of buildings	2.2	2.9	2.8	4.6	4.5	5.2
Civil engineering	12.8	8.4	9.6	6.2	3.7	3.3
Specialized construction activities	14.1	10.5	0.3	9.9	7.6	8.6

Table 3

Construction Production Indices (Seasonally adjusted, 2021 = 100)													
Indicators	VIII.2024	IX.2024	X.2024	XI.2024	XII.2024	I.2025	II.2025	III.2025	IV.2025	V.2025	VI.2025	VII.2025	VIII.2025
Construction - total	105.1	104.1	105.8	107.5	106.2	108.5	108.3	110.3	109.5	107.8	109.7	109.3	110.8
Construction of buildings	103.4	102.9	105.4	105.8	104.0	106.0	105.1	105.1	105.7	106.0	106.8	107.3	107.7
Civil engineering	96.1	94.6	96.9	98.9	98.0	101.5	99.8	102.5	101.0	101.1	100.3	98.7	99.6
Specialized construction activities	115.5	113.9	114.2	117.4	116.2	117.7	119.6	123.8	122.0	115.9	121.7	121.2	124.8

Table 4

Construction Production Indices (Calendar-adjusted, 2021 = 100)													
Indicators	VIII.2024	IX.2024	X.2024	XI.2024	XII.2024	I.2025	II.2025	III.2025	IV.2025	V.2025	VI.2025	VII.2025	VIII.2025
Construction - total	107.6	99.2	112.8	109.8	95.1	106.6	103.9	115.1	108.6	105.3	114.9	114.9	114.0
Construction of buildings	105.2	96.7	112.9	107.5	92.3	106.0	100.8	109.4	105.9	104.3	111.5	111.9	110.7
Civil engineering	100.1	91.1	104.0	102.1	88.3	96.9	94.6	107.0	99.0	98.4	105.6	104.3	103.4
Specialized construction activities	117.2	109.4	120.7	119.5	104.6	115.9	116.0	129.6	120.6	112.7	127.4	128.0	127.4