



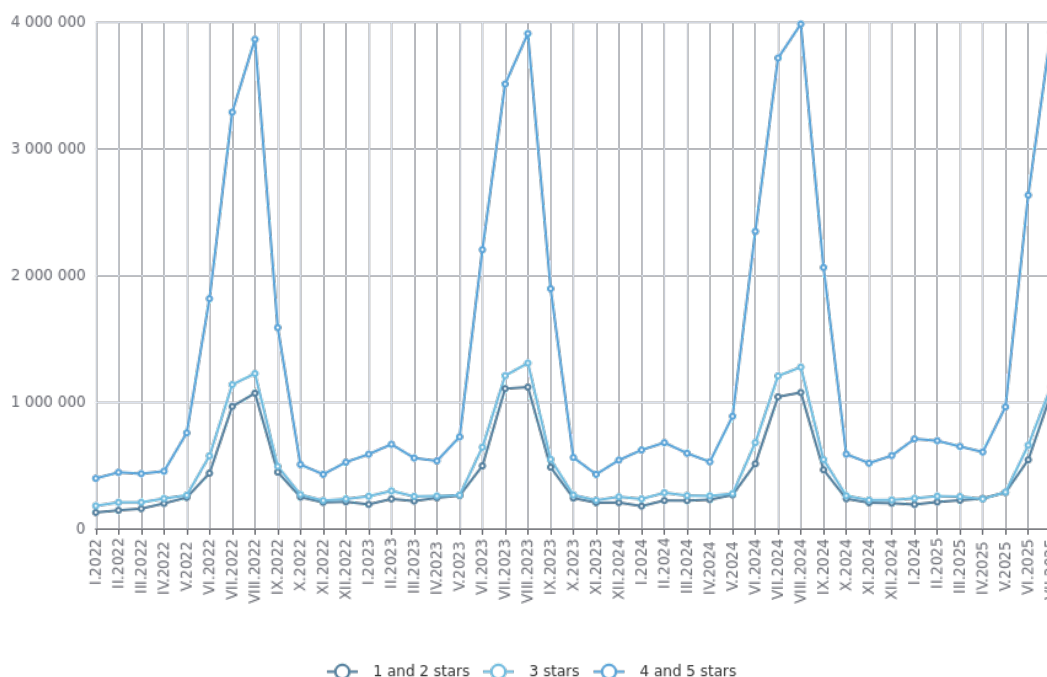
ACCOMMODATION ESTABLISHMENTS - JULY 2025

In July 2025, 3 766 accommodation establishments - hotels, motels, camping sites, mountain chalets and other establishments for short-term accommodation, with 10 or more bed-places, functioned in the country (Annex, Table 1), with 152.8 thousand rooms and 351.6 thousand bed-places in them. In comparison with the same month of the previous year, the number of accommodation establishments increased by 1.8%, and the bed-places in them - by 3.6%.

The total number of nights spent was 6 095.9 thousand, or 2.3% more in comparison to a year earlier. The nights spent by non-residents were 3 936.7 thousand and by Bulgarian residents - 2 159.2 thousand.

In 4 and 5-star accommodation establishments were realized 76.4% of the total number of nights spent by non-residents and 42.1% - by Bulgarian residents. In those with 3 stars were spent 16.5% of the nights by non-residents and 21.8% - by Bulgarian residents, while in those with 1 and 2 stars they were 7.1% and 36.1%, respectively (Figure 1).

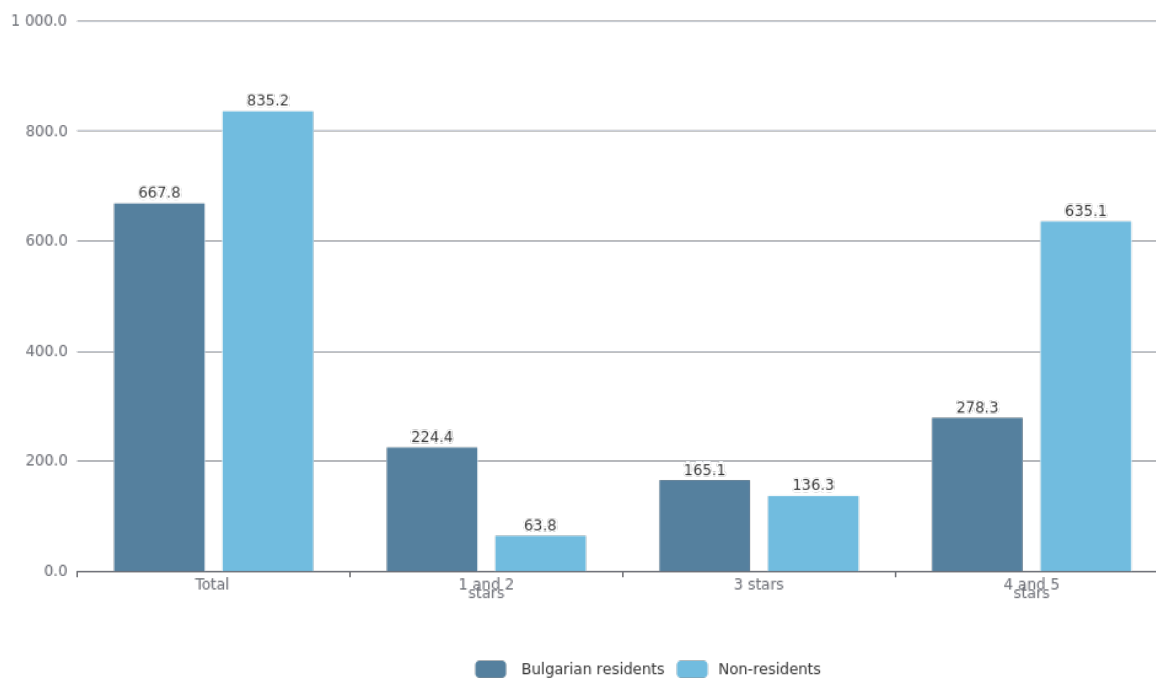
Figure 1. Nights spent in accommodation establishments by categories and by months



The number of arrivals^[1] increased by 3.6% compared to the same month in 2024, and reached 1 503.0 thousand, as an increase by 5.2% for non-residents and by 1.7% for Bulgarian residents was reported. The Bulgarian residents were 667.8 thousand and spent 3.2 nights on average. The arrivals of non-residents were 835.2 thousand and had 4.7 nights on average, as 76.1% of them spent nights in accommodation establishments with 4 and 5 stars (Figure 2).

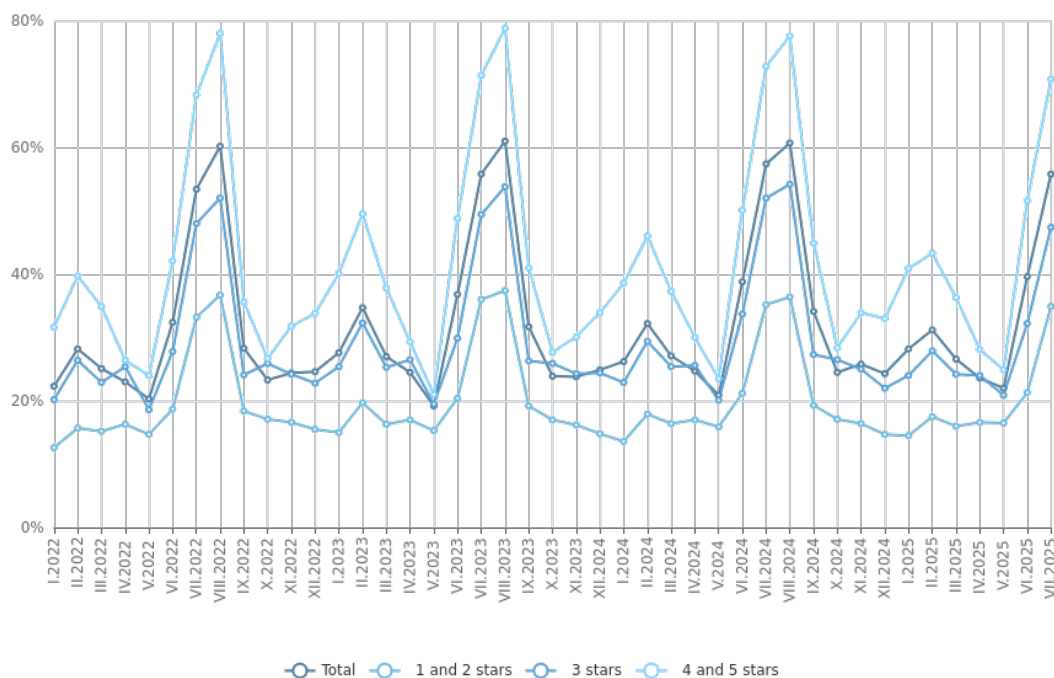
^[1] According to instructions from Eurostat, the refugees from Ukraine are not included in the survey.

Figure 2. Arrivals in accommodation establishments by categories in July 2025



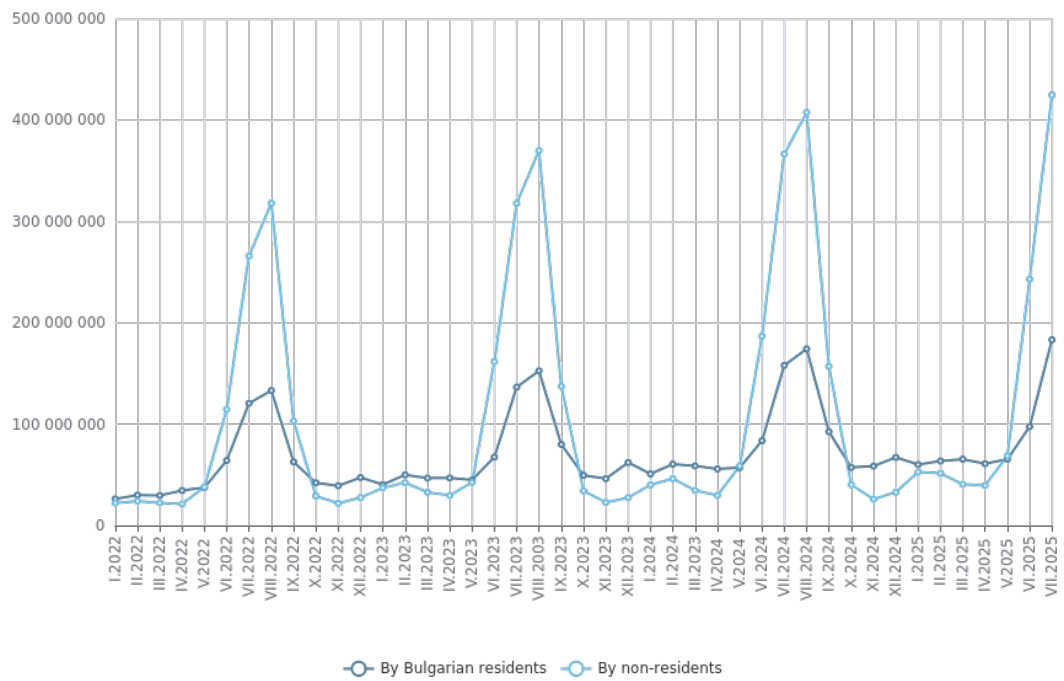
The total occupancy of the bed-places was 55.8% and it decreased by 1.6 percentage points compared to a year earlier. The highest occupancy of the bed-places was in 4 and 5-star accommodation establishments - 70.8%, followed by those with 3 stars - 47.4%, and with 1 and 2 stars - 34.9% (Figure 3).

Figure 3. Occupation of the bed-places in accommodation establishments by categories and by months



The total revenues from nights spent increased by 15.9%, compared to the same month of the previous year, and reached 608.1 million BGN, as 424.8 million BGN were from non-residents and 183.3 million BGN - from Bulgarian residents (Figure 4).

Figure 4. Revenues from nights spent in accommodation establishments by months



Methodological notes

Since 2012, the statistical survey on **accommodation establishments** has been carried out monthly in compliance with the Regulation 692/2011 of the European Parliament and of the Council concerning European statistics on tourism and the Regulation 1051/2011 of the Commission implementing Regulation 692/2011 of the European Parliament and of the Council concerning European statistics on tourism, as regards the structure of the quality reports and the transmission of the data.

All categorized hotels, camping sites and other types of accommodation establishments with 10 or more bed-places in use during the reporting period are included in the observation.

The indicator **other accommodation establishments** includes holiday settlements, hostels, guest houses, bungalows, rest houses, mountain chalets, private rooms and flats and other establishments for short accommodation.

Available Bed Capacity is the maximum number of bed-places, offered for each day of the reference month.

The **revenues from nights spent** in accommodation establishments include the sums paid by the guests, without the extra services.

| Activity of accommodation establishments in July 2025[1] | | | | | | | | | |
|--|--------------------------------|-----------------------------------|---|---------------------------------|-----------------------------------|--|--------------------------------|--|-----------------------------------|
| Districts | Establishments - in numbers | Bed- places - in numbers | Available bed- nights - in numbers | Nights spent - in numbers | | Arrivals in accommodation establishments - in numbers | | Revenues from nights spent - Thousand BGN | |
| | | | | Total | Of which: By non- residents | Total | Of which: Non- residents | Total | Of which: By non- residents |
| Total | 3 766 | 351 641 | 10 929 283 | 6 095 882 | 3 936 687 | 1 503 029 | 835 255 | 608 076 | 424 740 |
| Blagoevgrad | 193 | 15 974 | 490 678 | 135 060 | 27 560 | 53 711 | 11 622 | 13 228 | 2 569 |
| Burgas | 974 | 146 935 | 4 565 155 | 3 129 582 | 2 143 937 | 612 200 | 386 250 | 320 879 | 231 108 |
| Varna | 388 | 62 564 | 1 949 040 | 1 359 158 | 1 103 866 | 293 032 | 221 394 | 147 501 | 125 617 |
| Veliko Tarnovo | 179 | 5 625 | 174 348 | 38 511 | 10 428 | 21 748 | 7 164 | 2 417 | 803 |
| Vidin | 31 | 1 039 | 33 229 | 9 329 | 1 559 | 6 214 | 1 174 | 588 | 119 |
| Vratsa | 42 | 1 453 | 45 043 | 12 646 | 2 021 | 6 042 | 761 | 619 | 120 |
| Gabrovo | 71 | 3 419 | 105 989 | 22 729 | 1 244 | 9 655 | 655 | 1 299 | 105 |
| Dobrich | 188 | 26 764 | 831 812 | 534 831 | 391 719 | 112 328 | 75 325 | 48 669 | 37 245 |
| Kardzhali | 80 | 2 337 | 71 178 | 18 562 | 1 711 | 10 527 | 1 254 | 1 340 | 119 |
| Kyustendil | 99 | 3 359 | 107 805 | 27 316 | 3 958 | 13 754 | 2 054 | 2 056 | 333 |
| Lovech | 131 | 4 639 | 141 397 | 33 638 | 1 671 | 14 506 | 1 141 | 2 832 | 108 |
| Montana | 38 | 1 592 | 50 592 | 13 016 | 1 237 | 5 866 | 899 | 795 | 86 |
| Pazardzhik | 129 | 7 915 | 251 999 | 107 411 | 6 651 | 36 025 | 1 686 | 9 445 | 761 |
| Pernik | 10 | 503 | 15 593 | 3 861 | 1 159 | 2 187 | 622 | 282 | 88 |
| Pleven | 30 | 1 765 | 54 715 | 13 214 | 4 056 | 7 627 | 2 360 | 834 | 278 |
| Plovdiv | 253 | 13 576 | 422 871 | 138 814 | 33 704 | 63 660 | 17 141 | 10 682 | 2 933 |
| Razgrad | 18 | 664 | 20 584 | 5 074 | 1 131 | 2 692 | 540 | 322 | 88 |
| Ruse | 62 | 2 402 | 75 919 | 19 195 | 7 080 | 12 552 | 5 325 | 1 289 | 549 |
| Silistra | 29 | 842 | 26 102 | 5 011 | 990 | 3 191 | 565 | 308 | 76 |
| Sliven | 50 | 1 704 | 52 824 | 11 769 | 4 928 | 4 785 | 891 | 963 | 500 |
| Smolyan | 219 | 9 337 | 288 770 | 75 746 | 3 240 | 28 126 | 1 491 | 5 155 | 227 |
| Sofia | 98 | 7 279 | 225 441 | 61 389 | 9 729 | 23 910 | 4 415 | 4 665 | 1 097 |
| Sofia (stolitsa) | 181 | 17 255 | 532 351 | 202 755 | 139 727 | 110 820 | 75 646 | 22 666 | 17 433 |
| Stara Zagora | 66 | 5 367 | 168 857 | 58 967 | 6 102 | 20 527 | 2 055 | 5 455 | 522 |
| Targovishte | 15 | 645 | 19 995 | 4 608 | 626 | 2 196 | 255 | 297 | 62 |
| Haskovo | 97 | 4 245 | 132 215 | 39 779 | 23 562 | 18 064 | 11 381 | 2 519 | 1 569 |
| Shumen | 75 | 1 698 | 52 599 | 8 897 | 1 316 | 5 273 | 856 | 619 | 96 |
| Yambol | 20 | 744 | 22 182 | 5 014 | 1 775 | 1 811 | 333 | 352 | 129 |
| [1] In use. | | | | | | | | | |