



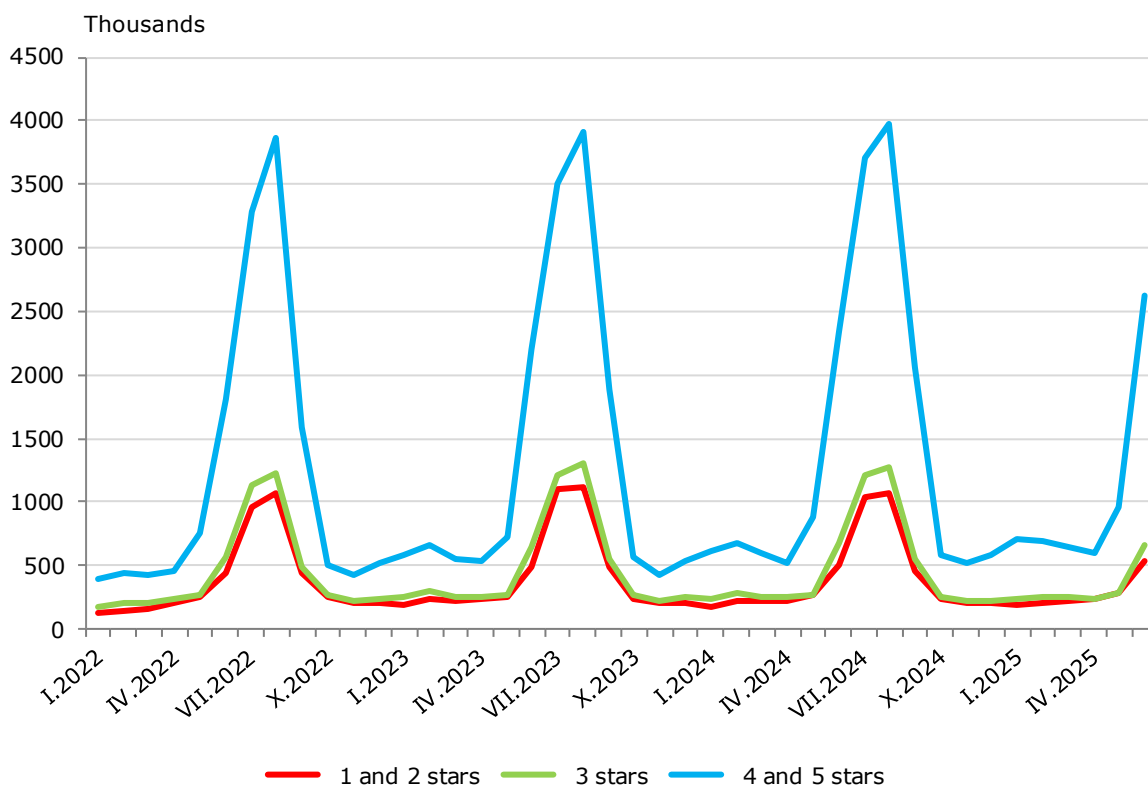
ACTIVITY OF ACCOMMODATION ESTABLISHMENTS IN JUNE 2025

In June 2025, 3 369 accommodation establishments - hotels, motels, camping sites, mountain chalets and other establishments for short-term accommodation, with 10 or more bed-places, functioned in the country (Annex, Table 1), with 145.1 thousand rooms and 325.7 thousand bed-places in them. In comparison with the same month of the previous year, the number of accommodation establishments increased by 2.2%, and the bed-places in them - by 3.6%.

The total number of nights spent was 3 831.0 thousand, or 8.4% more in comparison to a year earlier. The nights spent by non-residents were 2 627.4 thousand and by Bulgarian residents - 1 203.6 thousand.

In 4 and 5-star accommodation establishments were realized 79.1% of the total number of nights spent by non-residents and 45.9% - by Bulgarian residents. In those with 3 stars were spent 14.3% of the nights by non-residents and 23.4% - by Bulgarian residents, while in those with 1 and 2 stars they were 6.6% and 30.7%, respectively (Figure 1).

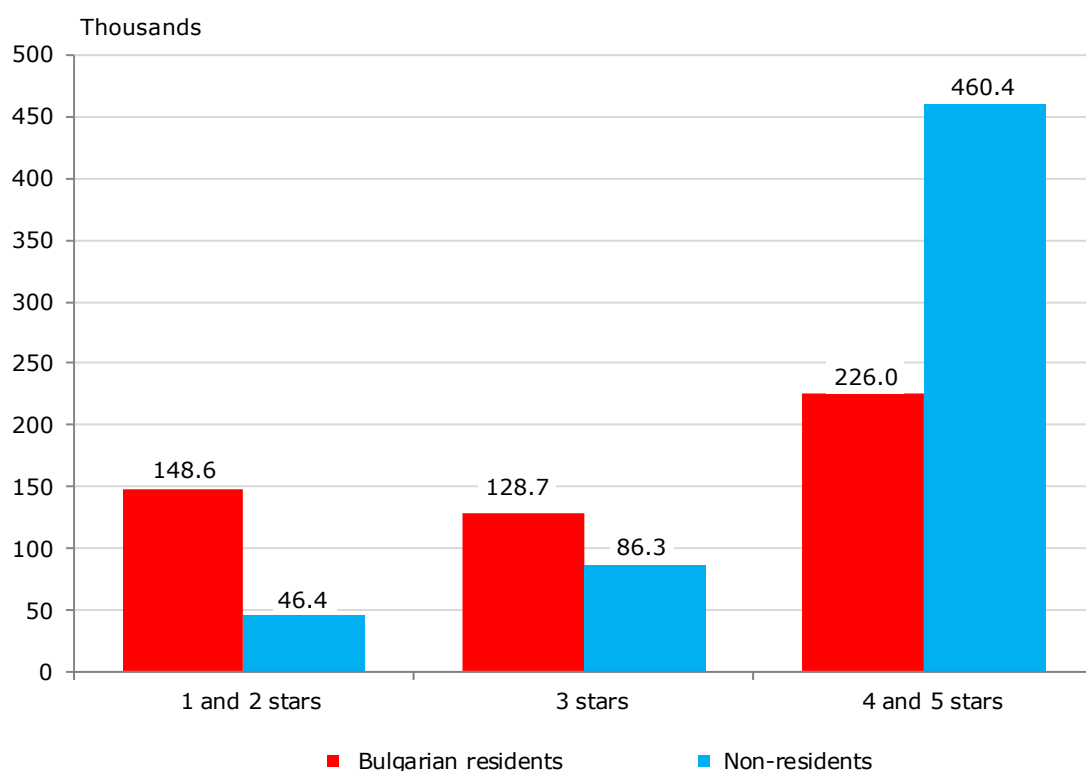
Figure 1. Nights spent in accommodation establishments by categories and by months



ACTIVITY OF ACCOMMODATION ESTABLISHMENTS IN JUNE 2025

The number of arrivals¹ increased by 6.0% compared to the same month in 2024, and reached 1 096.4 thousand, as an increase by 13.9% for non-residents and a decrease by 1.9% for Bulgarian residents was reported. The Bulgarian residents were 503.3 thousand and spent 2.4 nights on average. The arrivals of non-residents were 593.1 thousand and had 4.4 nights on average, as 77.6% of them spent nights in accommodation establishments with 4 and 5 stars (Figure 2).

**Figure 2. Arrivals in accommodation establishments by categories
in June 2025**

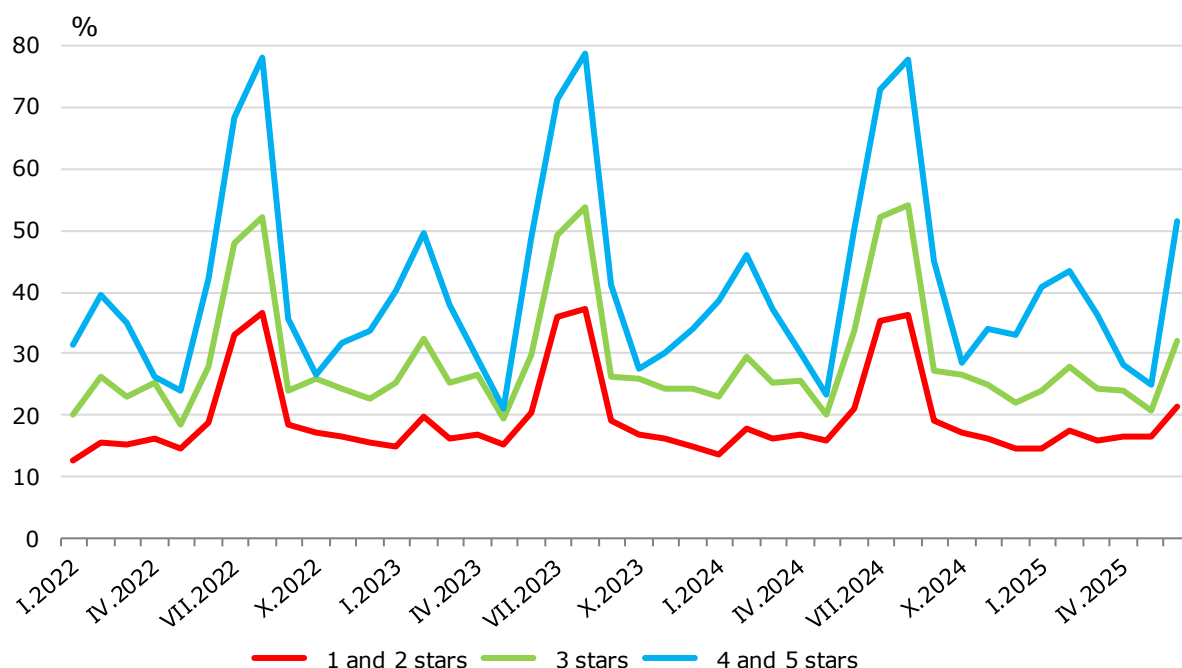


The total occupancy of the bed-places was 39.6% and it increased by 0.8 percentage points compared to a year earlier. The highest occupancy of the bed-places was in 4 and 5-star accommodation establishments - 51.6%, followed by those with 3 stars - 32.2%, and with 1 and 2 stars - 21.3% (Figure 3).

¹ According to instructions from Eurostat, the refugees from Ukraine are not included in the survey.

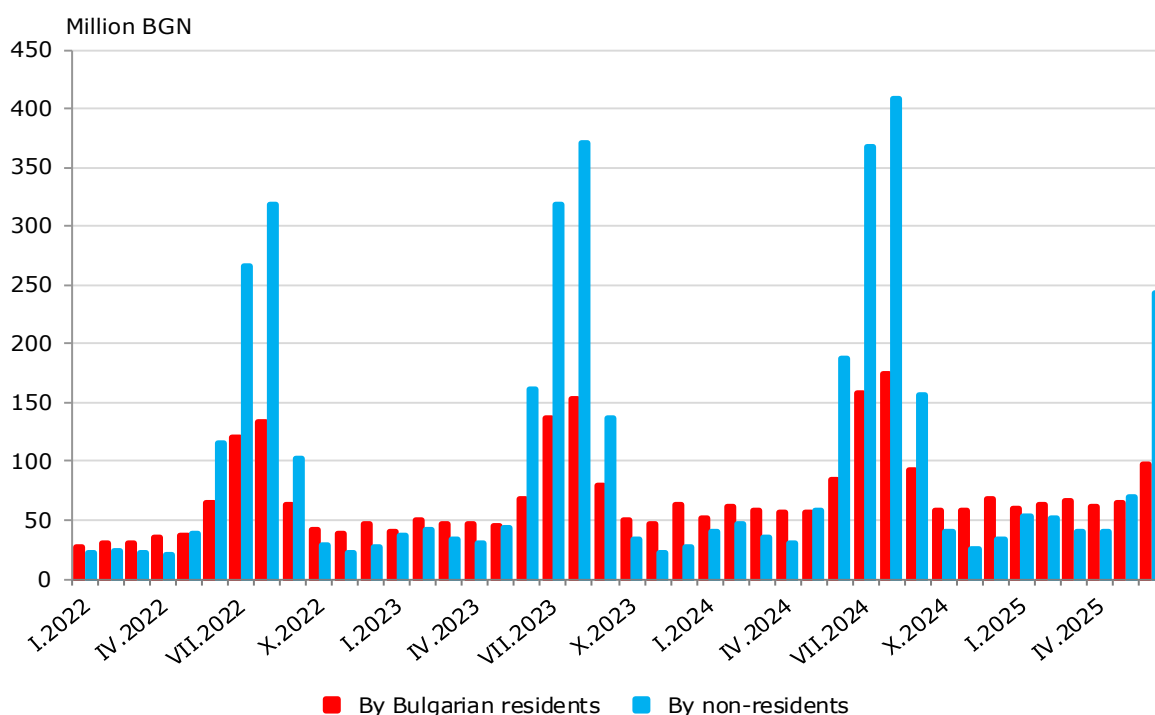
ACTIVITY OF ACCOMMODATION ESTABLISHMENTS IN JUNE 2025

**Figure 3. Occupation of the bed-places in accommodation establishments
by categories and by months**



The total revenues from nights spent increased by 26.0%, compared to the same month of the previous year, and reached 340.7 million BGN, as 243.1 million BGN were from non-residents and 97.6 million BGN - from Bulgarian residents (Figure 4).

**Figure 4. Revenues from nights spent in accommodation
establishments by months**



ACTIVITY OF ACCOMMODATION ESTABLISHMENTS IN JUNE 2025

Methodological notes

Since 2012, the statistical survey on **accommodation establishments** has been carried out monthly in compliance with the Regulation 692/2011 of the European Parliament and of the Council concerning European statistics on tourism and the Regulation 1051/2011 of the Commission implementing Regulation 692/2011 of the European Parliament and of the Council concerning European statistics on tourism, as regards the structure of the quality reports and the transmission of the data.

All categorized hotels, camping sites and other types of accommodation establishments with 10 or more bed-places in use during the reporting period are included in the observation.

The indicator **other accommodation establishments** includes holiday settlements, hostels, guest houses, bungalows, rest houses, mountain chalets, private rooms and flats and other establishments for short accommodation.

Available Bed Capacity is the maximum number of bed-places, offered for each day of the reference month.

The **revenues from nights spent** in accommodation establishments include the sums paid by the guests, without the extra services.

ACTIVITY OF ACCOMMODATION ESTABLISHMENTS
IN JUNE 2025

Annex

Table 1

Activity of accommodation establishments in June 2025¹

Districts	Establishments - in numbers	Bed-places - in numbers	Available bed-nights - in numbers	Nights spent - in numbers		Arrivals in accommodation establishments - in numbers		Revenues from nights spent - Thousand BGN	
				Total	Of which: By non-residents	Total	Of which: Non-residents	Total	Of which: By non-residents
Total	3369	325743	9683659	3830969	2627422	1096358	593093	340752	243129
Blagoevgrad	190	15883	471422	91490	19545	43160	9110	9278	2083
Burgas	746	129008	3810521	1806917	1412166	370903	252614	156783	123644
Varna	335	59088	1768950	831720	712090	195025	149527	77858	67782
Veliko Tarnovo	166	5602	177300	37987	11760	24418	8632	2484	935
Vidin	29	1020	30420	7950	1213	5765	1005	495	90
Vratsa	42	1435	41716	12721	1568	6664	567	669	94
Gabrovo	71	3412	102360	21194	3606	10958	1675	1340	298
Dobrich	165	24634	706588	277570	215900	65329	43315	24399	19638
Kardzhali	75	2320	70100	14202	1283	9086	954	956	90
Kyustendil	91	3157	92084	18566	3378	10737	1766	1545	289
Lovech	126	4643	138276	24053	1916	13213	1153	1865	123
Montana	37	1538	47034	10260	1640	4497	690	697	111
Pazardzhik	123	8006	243720	81052	6339	30717	1610	6757	618
Pernik	10	503	15090	4300	1483	2129	645	255	97
Pleven	31	1781	53430	16416	2838	10978	1934	1053	212
Plovdiv	244	13421	404860	131571	33627	68652	18620	10592	3139
Razgrad	19	696	20880	4596	1094	2138	386	309	100
Ruse	60	2334	70440	18457	5685	12261	4135	1365	494
Silistra	29	845	25350	4525	782	2983	495	305	66
Sliven	45	1598	47940	7770	1560	4898	776	609	157
Smolyan	194	8016	239300	42995	1768	19288	876	3042	121
Sofia	85	6814	203500	41428	9195	18794	3359	3666	881
Sofia (stolitsa)	181	17310	517900	217397	147376	115210	74924	25815	19594
Stara Zagora	67	5403	165838	52003	7773	21738	3346	4823	731
Targovishte	15	645	19350	4856	473	2409	249	301	48
Haskovo	96	4173	125790	35480	19375	17145	9767	2593	1561
Shumen	78	1740	52200	9074	1408	5107	667	602	88
Yambol	19	718	21300	4419	581	2156	296	296	45

¹ In use.