

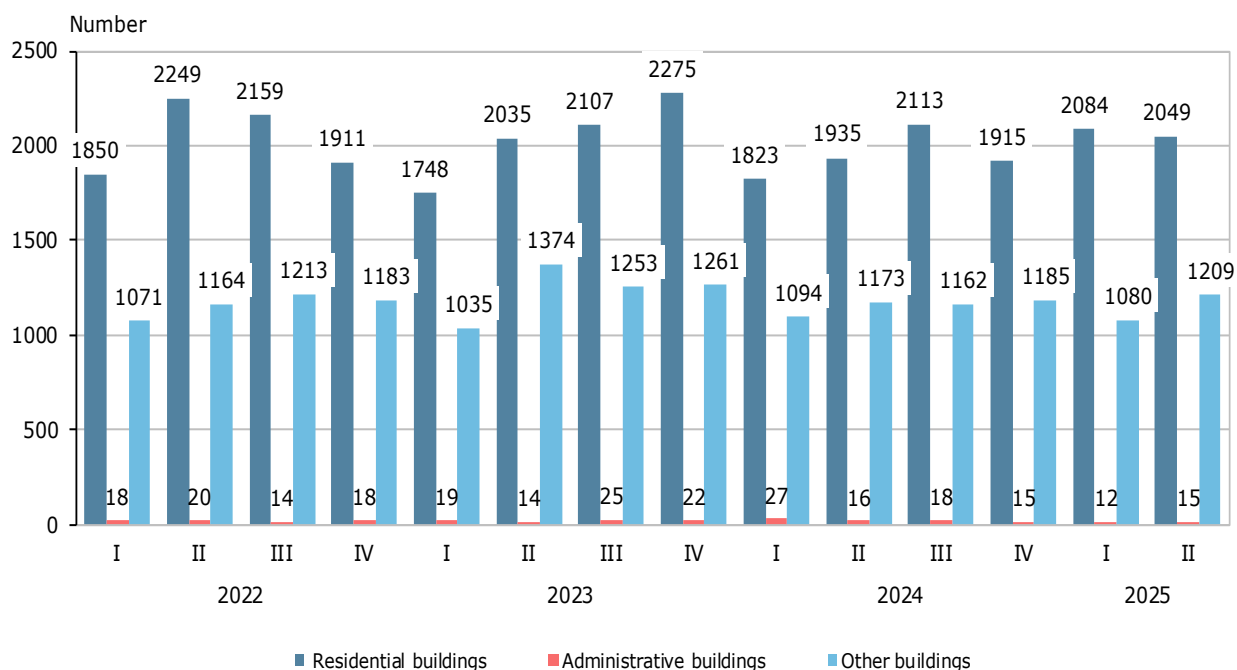


BUILDING PERMITS ISSUED AND CONSTRUCTION OF NEW BUILDINGS STARTED IN THE SECOND QUARTER OF 2025

In the second quarter of 2025, the municipal authorities issued **building permits** for the construction of 2 049 residential buildings with 10 089 dwellings and 1 305 022 sq. m gross building area, 15 administrative buildings/offices with 23 744 sq. m gross building area and 1 209 other buildings with 576 557 sq. m gross building area.

Compared to the previous quarter, the issued building permits for residential buildings decreased by 1.7%, their dwellings - by 4.6%, while the gross building area went up by 0.2%. Building permits issued for administrative buildings showed an increase by 25.0% and their gross building area increased more than five times. The issued building permits for other buildings rose by 11.9%, but their gross building area fell by 5.9%.

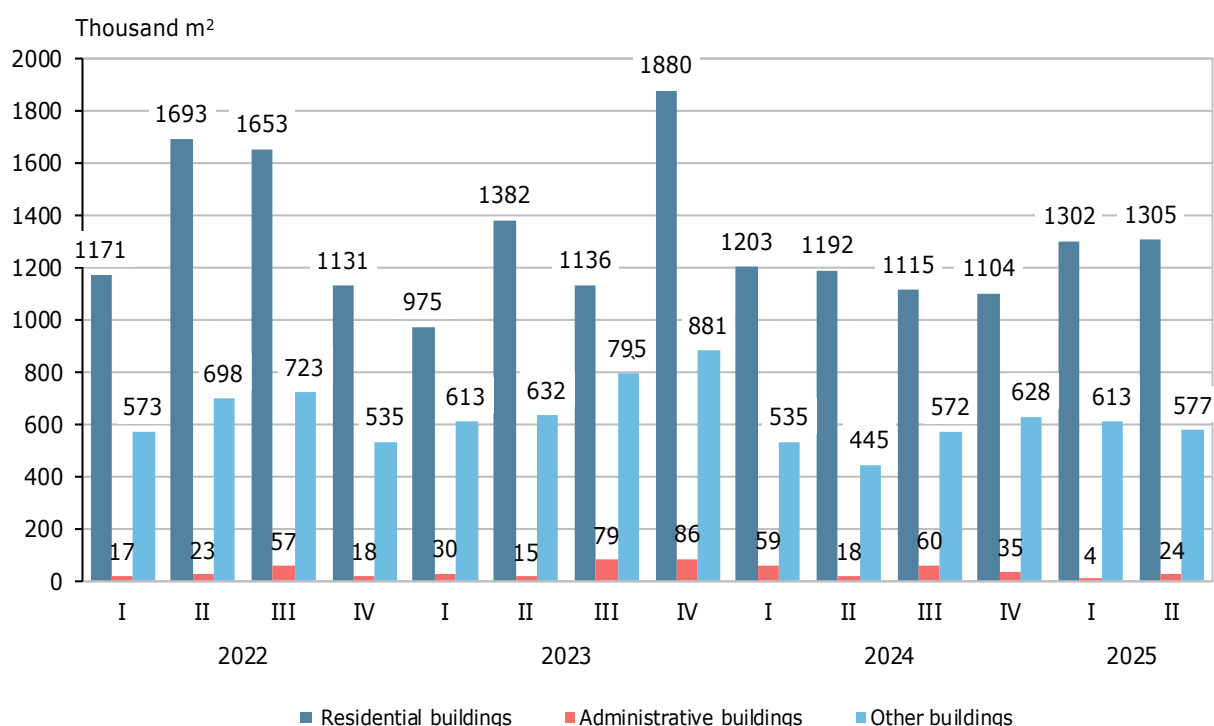
**Figure 1. Building permits, issued for the construction of new buildings
by type and by quarter**



BUILDING PERMITS ISSUED AND CONSTRUCTION OF NEW BUILDINGS STARTED IN THE SECOND QUARTER OF 2025

Compared to the second quarter of 2024, the issued building permits for new residential buildings increased by 5.9%, the gross building area - by 9.5%, while their dwellings decreased by 1.8%. Permits were issued for 6.3% fewer administrative buildings, with a 30.6% larger gross building area. The issued building permits for other buildings grew by 3.1% and their gross building area by 29.6%.

**Figure 2. Building permits, issued for construction - gross building area
by type of buildings and by quarter**



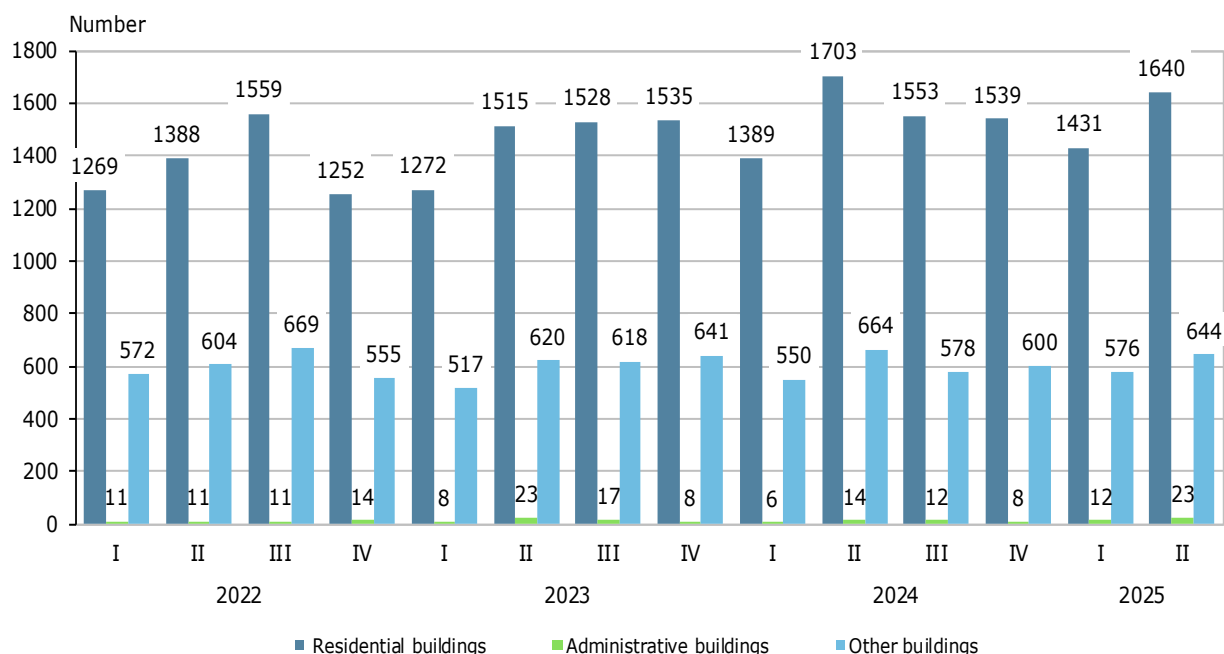
The highest number of building permits for new residential buildings was issued in the following districts: Plovdiv - 353, Sofia - 245, Sofia (stolitsa) - 216, Varna - 207 and Burgas - 162. Most dwellings are to be built in the districts: Sofia (stolitsa) - 2 531, Plovdiv - 1 994, Varna - 1 331, Burgas - 1 237, and Sofia - 544 (Annex, Table 1).

BUILDING PERMITS ISSUED AND CONSTRUCTION OF NEW BUILDINGS STARTED IN THE SECOND QUARTER OF 2025

In the second quarter of 2025, **the construction** of 1 640 residential buildings with 8 064 dwellings and 963 046 sq. m gross building area, 23 administrative buildings/offices with 19 791 sq. m gross building area and 644 other buildings with 366 485 sq. m gross building area **began**.

Compared to the previous quarter, the started residential buildings increased by 14.6%, their dwellings - by 32.4%, and the gross building area - by 30.3%. The started administrative buildings and their gross building area registered a growth of 91.7% and 180.7%, respectively. The construction of 11.8% more other buildings begun, but with 36.2% less gross building area.

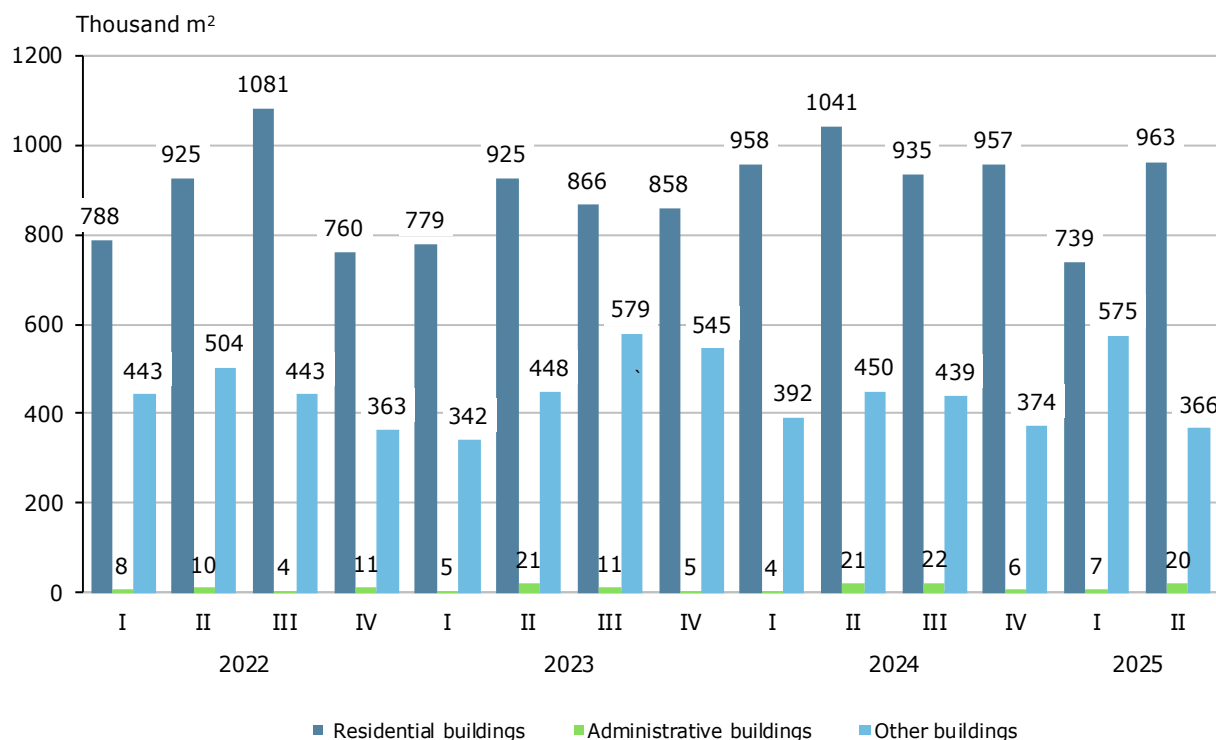
Figure 3. Started construction of new buildings by type and by quarter



Compared to the second quarter of 2024, the number of started new residential buildings decreased by 3.7%, their dwellings - by 8.5%, and the gross building area - by 7.5%. The number of started administrative buildings went up by 64.3%, but their gross building area was with 7.2% fewer. The started other buildings fell by 3.0% and their gross building area - by 18.6%.

BUILDING PERMITS ISSUED AND CONSTRUCTION OF NEW BUILDINGS STARTED IN THE SECOND QUARTER OF 2025

**Figure 4. Started construction - gross building area by type of buildings
and by quarter**



The construction of the highest number of new buildings was started in the following districts: Plovdiv - 243 residential buildings, 4 administrative buildings and 115 other buildings; Sofia (stolitsa) - 295 residential buildings, 11 administrative buildings and 17 other buildings; Sofia - 168 residential buildings, 3 administrative buildings and 46 other buildings; Varna - 177 residential buildings and 20 other buildings (Annex, Table 2).

BUILDING PERMITS ISSUED AND CONSTRUCTION OF NEW BUILDINGS STARTED IN THE SECOND QUARTER OF 2025

Methodological notes

The quarterly statistical survey of permits issued for construction collects information about building permits issued by municipal authorities as well as for the started construction of new buildings according to their type and gross building area. This information may be used as an indicator of the future construction activity of enterprises in the country.

Types of buildings are classified according to the Classification of types of construction (CC) and are divided into:

- Residential - buildings for which the useful floor area is mostly used for permanent residential habitation.
- Non-residential - buildings for various purposes, including:
 - administrative - offices and buildings for administrative work of departments and other organizations and associations (representative buildings - banks, post offices, government department offices, conference and congress centres, low courts, municipalities);
 - other buildings - buildings used for different activities: production, trade, transport, education, culture, sports, agriculture, health, recreation and facilities for a short stay (hotels, motels, rest houses, huts and others).

Gross building area - a sum of all floors' areas in external dimensions.

**BUILDING PERMITS ISSUED AND CONSTRUCTION OF NEW BUILDINGS
STARTED IN THE SECOND QUARTER OF 2025**

Annex

Table 1

**Building permits, issued for the construction of new buildings in the second
quarter of 2025**

Districts	Residential buildings			Administrative buildings		Other buildings	
	Number	Number of dwellings	Gross building area - sq. m	Number	Gross building area - sq. m	Number	Gross building area - sq. m
Total	2049	10089	1305022	15	23744	1209	576557
Blagoevgrad	119	394	47650	-	-	31	27079
Burgas	162	1237	131972	-	-	50	45198
Varna	207	1331	155594	46	18248
Veliko Tarnovo	21	35	3679	-	-	65	13398
Vidin	7	8	1319	-	-	6	2351
Vratsa	18	79	11761	38	11981
Gabrovo	32	77	10863	-	-	19	7021
Dobrich	42	46	6511	-	-	21	8003
Kardzhali	40	199	24814	-	-	5	1299
Kyustendil	18	18	3771	-	-	43	14728
Lovech	26	57	6423	-	-	26	7752
Montana	15	51	6199	-	-	10	3578
Pazardzhik	96	325	31732	-	-	46	26279
Pernik	86	122	20390	-	-	53	5144
Pleven	17	46	5246	34	32344
Plovdiv	353	1994	229434	3	255	180	134352
Razgrad	8	12	1640	-	-	31	11234
Ruse	29	51	7386	-	-	62	11630
Silistra	16	15	3726	-	-	34	10015
Sliven	30	61	8819	-	-	13	2855
Smolyan	9	9	1281	-	-	13	2542
Sofia	245	544	84910	93	67218
Sofia (stolitsa)	216	2531	397448	5	11559	28	42091
Stara Zagora	119	306	37680	138	28027
Targovishte	15	79	7746	-	-	6	346
Haskovo	54	205	25701	29	18007
Shumen	28	217	25606	-	-	67	15668
Yambol	21	40	5721	-	-	22	8169

‘..’ - Confidential data.

‘-’ - No case.

**BUILDING PERMITS ISSUED AND CONSTRUCTION OF NEW BUILDINGS
STARTED IN THE SECOND QUARTER OF 2025**

Table 2

Building construction started in the second quarter of 2025

Districts	Residential buildings			Administrative buildings		Other buildings	
	Number	Number of dwellings	Gross building area - sq. m	Number	Gross building area - sq. m	Number	Gross building area - sq. m
Total	1640	8064	963046	23	19791	644	366485
Blagoevgrad	92	395	43238	44	15019
Burgas	122	1647	156752	-	-	23	22929
Varna	177	819	85203	20	16302
Veliko Tarnovo	35	80	8589	-	-	20	13112
Vidin	3	4	468	-	-	0	0
Vratsa	9	61	7325	-	-	12	7908
Gabrovo	20	45	5746	-	-	5	1046
Dobrich	39	81	13016	7	979
Kardzhali	19	96	11799	-	-	5	1685
Kyustendil	13	13	2857	18	6121
Lovech	26	39	4865	-	-	15	3375
Montana	10	46	5217	-	-	7	9854
Pazardzhik	50	277	27408	-	-	56	17215
Pernik	87	122	19661	-	-	23	3676
Pleven	10	11	1893	-	-	12	2930
Plovdiv	243	1189	149796	4	671	115	52901
Razgrad	12	12	1455	-	-	8	2395
Ruse	16	44	5647	-	-	23	21736
Silistra	6	9	1569	-	-	18	6752
Sliven	29	30	6476	-	-	7	3361
Smolyan	5	24	3363	-	-	10	1218
Sofia	168	222	35729	3	1288	46	92752
Sofia (stolitsa)	295	1914	258208	11	10424	17	12214
Stara Zagora	78	436	48695	-	-	83	28265
Targovishte	5	5	1202	-	-	4	6879
Haskovo	36	227	26401	-	-	16	8108
Shumen	16	190	27288	-	-	26	6064
Yambol	19	26	3180	-	-	4	1689

\" - Confidential data.

\" - No case.