



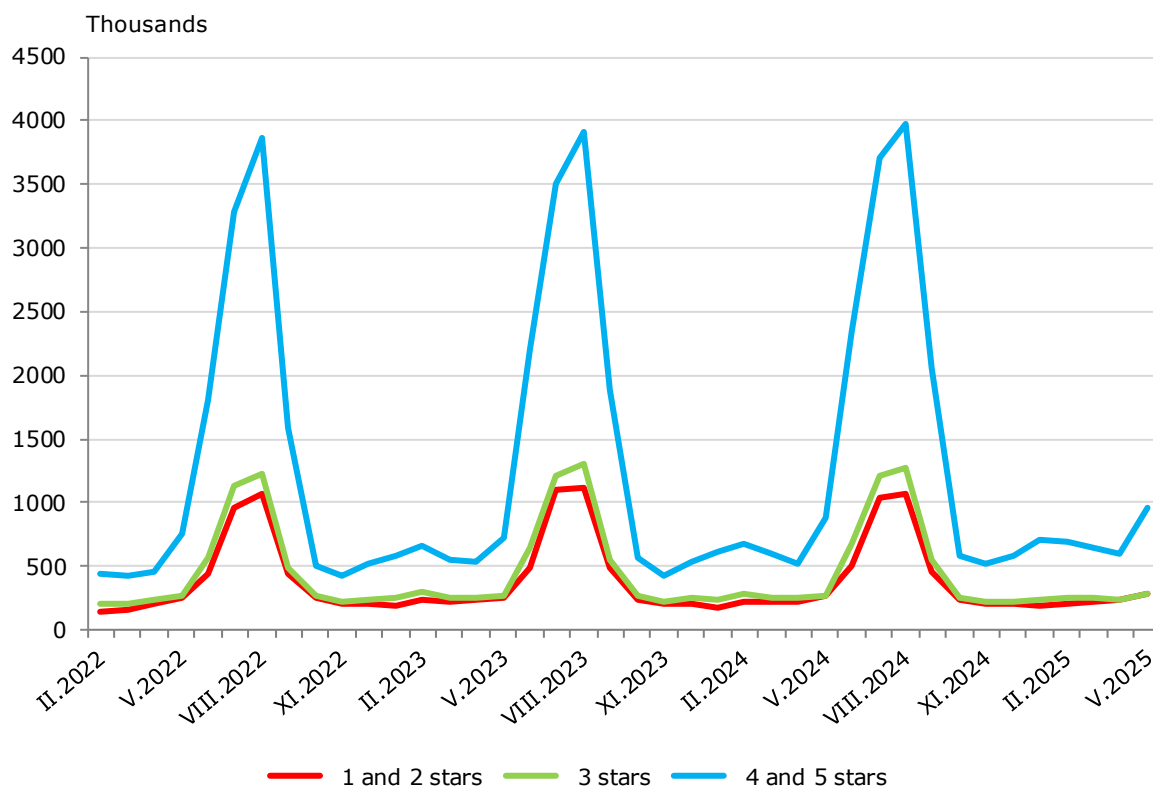
ACTIVITY OF ACCOMMODATION ESTABLISHMENTS IN MAY 2025

In May 2025, 2 658 accommodation establishments - hotels, motels, camping sites, mountain chalets and other establishments for short-term accommodation, with 10 or more bed-places, functioned in the country (Annex, Table 1), with 106.9 thousand rooms and 237.1 thousand bed-places in them. In comparison with the same month of the previous year, the number of accommodation establishments increased by 1.7%, and the bed-places in them - by 1.5%.

The total number of nights spent was 1 532.2 thousand, or 7.4% more in comparison to a year earlier. The nights spent by Bulgarian residents were 807.5 thousand and by non-residents - 724.7 thousand.

In 4 and 5-star accommodation establishments were realized 80.0% of the total number of nights spent by non-residents and 47.1% - by Bulgarian residents. In those with 3 stars were spent 11.7% of the nights by non-residents and 25.1% - by Bulgarian residents, while in those with 1 and 2 stars they were 8.3% and 27.8%, respectively (Figure 1).

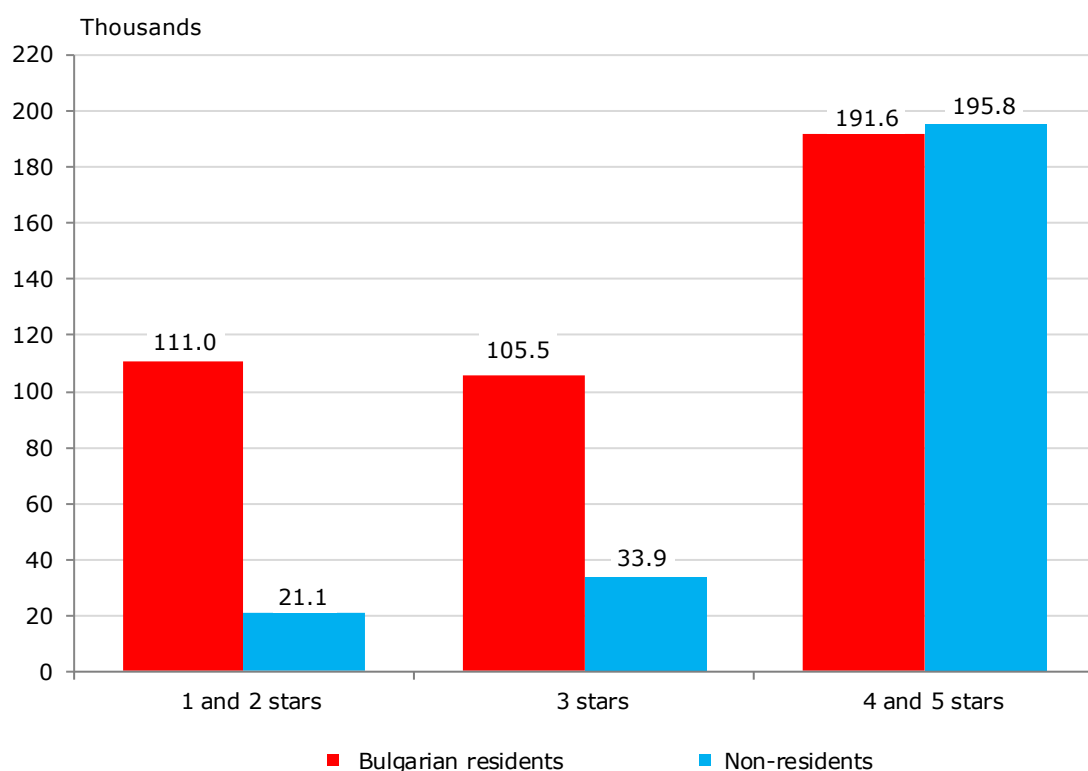
Figure 1. Nights spent in accommodation establishments by categories and by months



ACTIVITY OF ACCOMMODATION ESTABLISHMENTS IN MAY 2025

The number of arrivals¹ increased by 7.8% compared to the same month in 2024, and reached 658.9 thousand, as an increase by 10.2% for Bulgarian residents and by 4.2% for non-residents was reported. The Bulgarian residents were 408.1 thousand and spent 2.0 nights on average. The arrivals of non-residents were 250.8 thousand and had 2.9 nights on average, as 78.1% of them spent nights in accommodation establishments with 4 and 5 stars (Figure 2).

**Figure 2. Arrivals in accommodation establishments by categories
in May 2025**

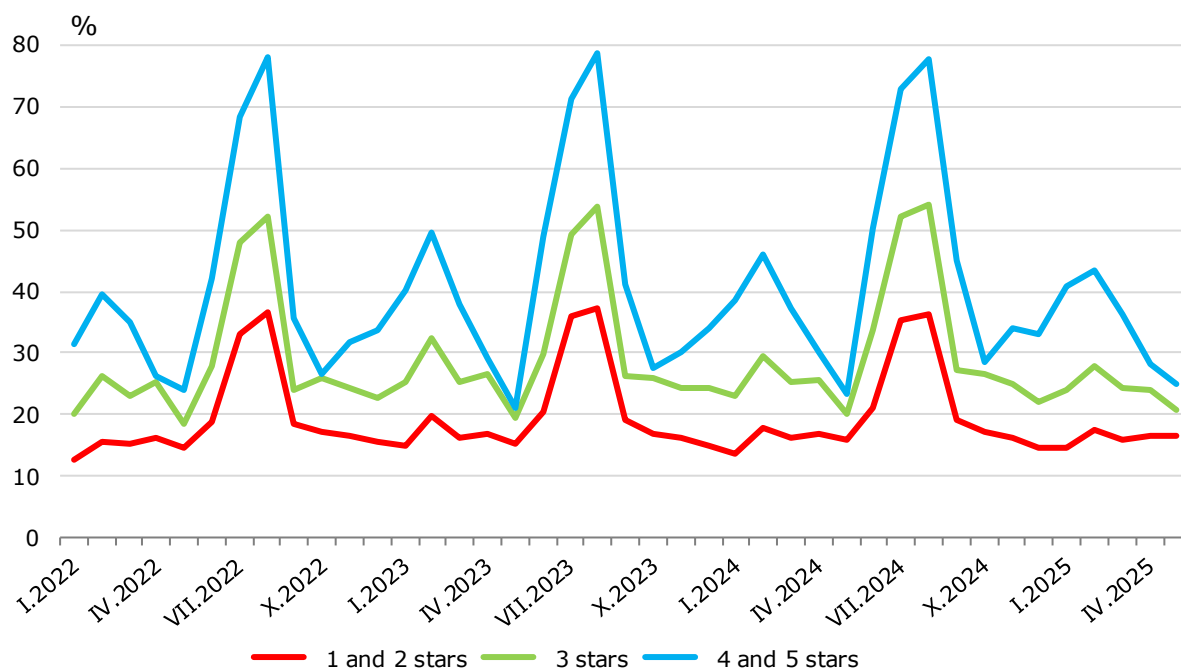


The total occupancy of the bed-places was 22.0% and it increased by 1.1 percentage points compared to a year earlier. The highest occupancy of the bed-places was in 4 and 5-star accommodation establishments - 24.9%, followed by those with 3 stars - 20.9%, and with 1 and 2 stars - 16.5% (Figure 3).

¹ According to instructions from Eurostat, the refugees from Ukraine are not included in the survey.

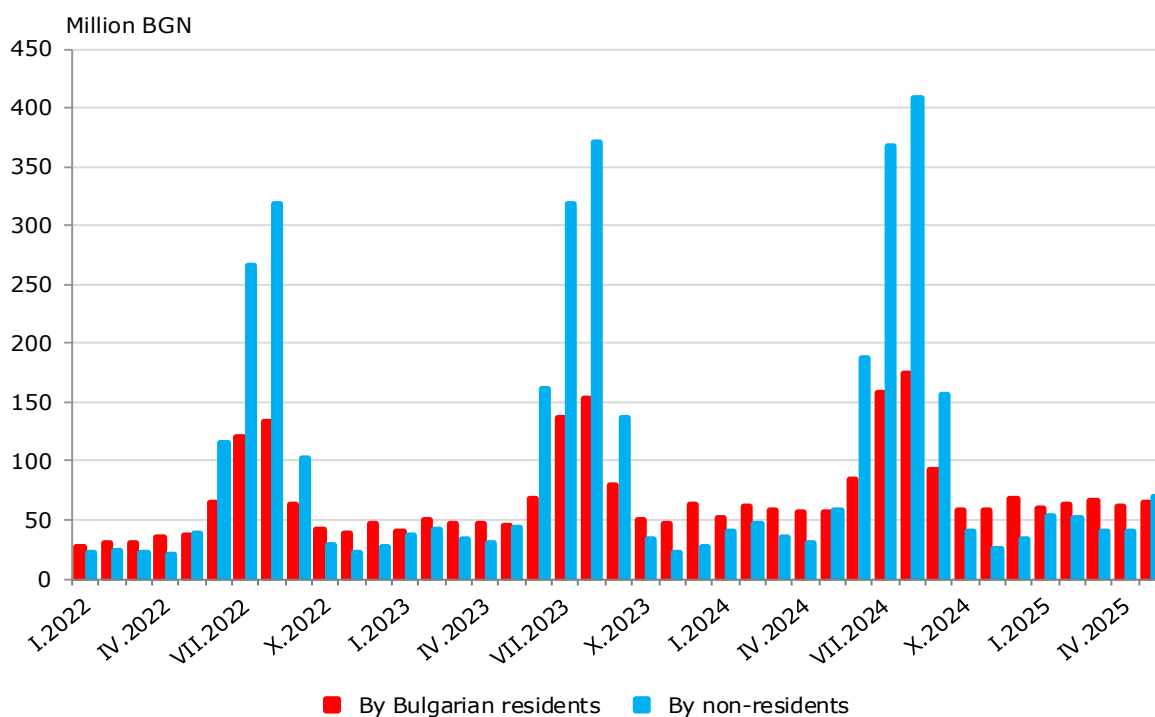
ACTIVITY OF ACCOMMODATION ESTABLISHMENTS IN MAY 2025

**Figure 3. Occupation of the bed-places in accommodation establishments
by categories and by months**



The total revenues from nights spent increased by 15.7%, compared to the same month of the previous year, and reached 134.2 million BGN, as 68.8 million BGN were from non-residents and 65.4 million BGN - from Bulgarian residents (Figure 4).

**Figure 4. Revenues from nights spent in accommodation
establishments by months**



ACTIVITY OF ACCOMMODATION ESTABLISHMENTS IN MAY 2025

Methodological notes

Since 2012, the statistical survey on **accommodation establishments** has been carried out monthly in compliance with the Regulation 692/2011 of the European Parliament and of the Council concerning European statistics on tourism and the Regulation 1051/2011 of the Commission implementing Regulation 692/2011 of the European Parliament and of the Council concerning European statistics on tourism, as regards the structure of the quality reports and the transmission of the data.

All categorized hotels, camping sites and other types of accommodation establishments with 10 or more bed-places in use during the reporting period are included in the observation.

The indicator **other accommodation establishments** includes holiday settlements, hostels, guest houses, bungalows, rest houses, mountain chalets, private rooms and flats and other establishments for short accommodation.

Available Bed Capacity is the maximum number of bed-places, offered for each day of the reference month.

The **revenues from nights spent** in accommodation establishments include the sums paid by the guests, without the extra services.

ACTIVITY OF ACCOMMODATION ESTABLISHMENTS
IN MAY 2025

Annex

Table 1

Activity of accommodation establishments in May 2025¹

Districts	Establishments - in numbers	Bed-places - in numbers	Available bed-nights - in numbers	Nights spent - in numbers		Arrivals in accommodation establishments - in numbers		Revenues from nights spent - Thousand BGN	
				Total	Of which: By non-residents	Total	Of which: Non-residents	Total	Of which: By non-residents
Total	2658	237082	6954083	1532226	724742	658863	250790	134158	68749
Blagoevgrad	171	14746	440336	100604	15671	44834	6851	10701	1945
Burgas	267	69454	1964793	333774	239587	95464	53774	24259	17146
Varna	224	42197	1209577	223744	159079	80824	47573	19847	14649
Veliko Tarnovo	172	5707	176129	36918	10834	23397	7692	2351	833
Vidin	31	1036	31857	7531	1199	5338	851	511	96
Vratsa	40	1383	42376	12147	1823	5879	476	623	108
Gabrovo	70	3390	105090	19617	3364	9555	820	1176	262
Dobrich	91	13791	383656	71231	47436	23116	12819	7250	4922
Kardzhali	77	2284	69258	13691	1039	8665	684	885	68
Kyustendil	86	2934	87934	18622	2497	11240	1476	1620	223
Lovech	122	4437	134330	23262	1237	12718	771	1698	81
Montana	34	1515	47780	7927	937	4036	549	500	66
Pazardzhik	120	7957	249705	77564	5931	33189	1881	7356	647
Pernik	8	395	12245	3147	376	1891	207	226	34
Pleven	31	1781	55211	15503	2597	8836	1311	969	221
Plovdiv	232	13098	406813	132447	35839	66998	17710	10927	3357
Razgrad	18	664	20584	4493	566	2215	260	284	51
Ruse	60	2370	72547	19071	4796	11703	2880	1349	413
Silistra	30	858	26598	5187	730	3506	385	283	48
Sliven	50	1699	52573	9030	1637	5425	765	685	171
Smolyan	190	8687	238249	36579	2189	17514	1049	2566	161
Sofia	86	6916	208994	32203	4103	17026	1959	2926	485
Sofia (stolitsa)	178	17152	526286	219269	153319	114533	74242	26281	20519
Stara Zagora	64	5361	166171	58309	7480	23313	2617	5424	631
Targovishte	14	545	16895	3376	620	2198	287	235	49
Haskovo	97	4237	131967	34054	17966	17750	10005	2386	1407
Shumen	76	1769	54777	9836	1061	5881	598	621	86
Yambol	19	719	21352	3090	829	1819	298	219	70

¹ In use.