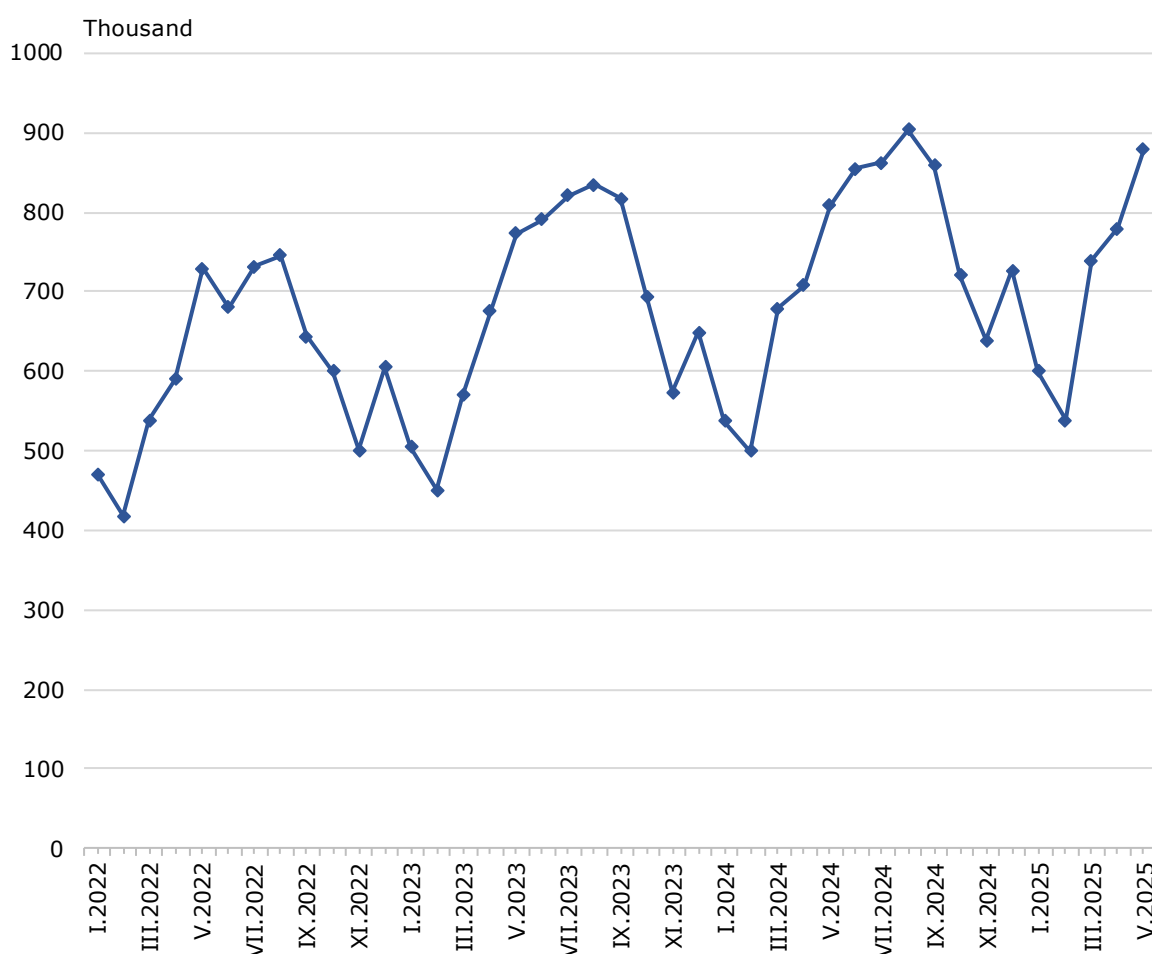




TRIPS OF BULGARIAN RESIDENTS ABROAD AND ARRIVALS OF VISITORS FROM ABROAD TO BULGARIA IN MAY 2025

In May 2025, **the number of trips of Bulgarian residents abroad** was 878.6 thousand (Annex, Table 1), or 8.7% above the registered in May 2024 (Figure 1). An increase in the trips with all observed purposes was registered.

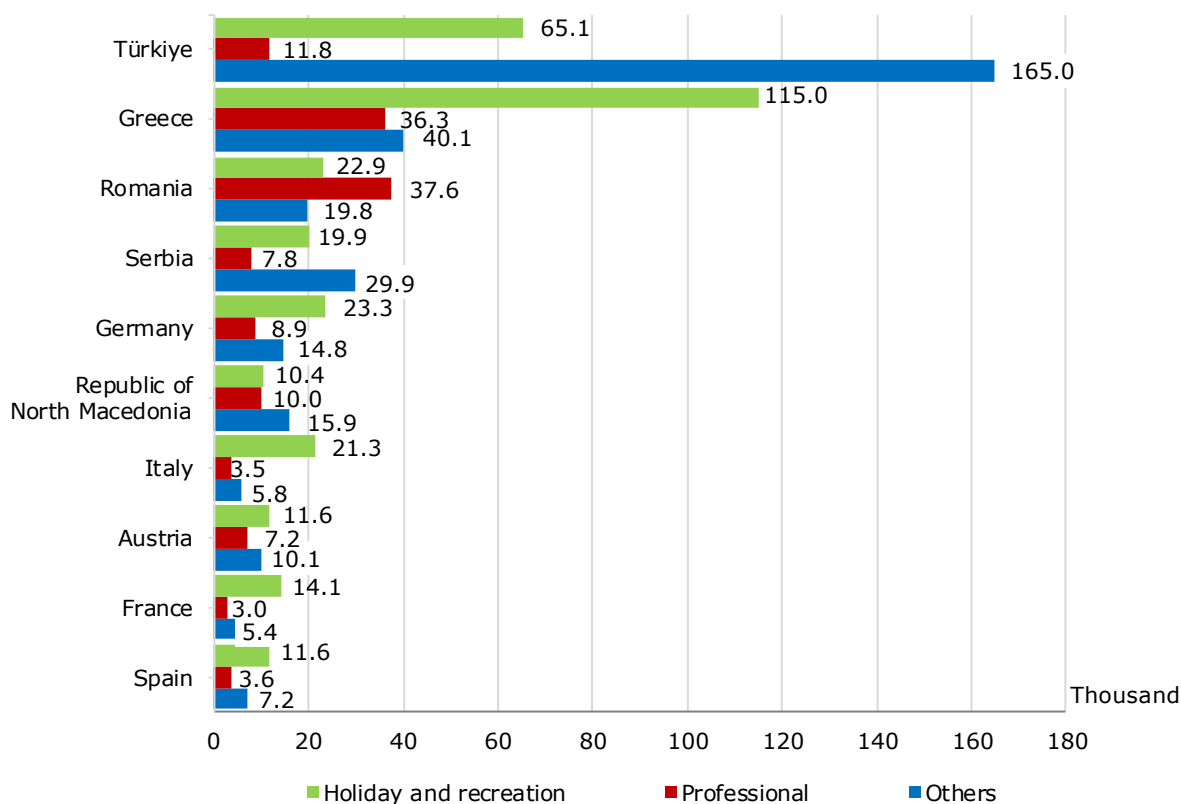
Figure 1. Trips of Bulgarian residents abroad by months



Most trips of Bulgarian residents were made to: Türkiye - 241.9 thousand, Greece - 191.4 thousand, Romania - 80.3 thousand, Serbia - 57.6 thousand, Germany - 47.0 thousand, Republic of North Macedonia - 36.3 thousand, Italy - 30.6 thousand, Austria - 28.9 thousand, France - 22.5 thousand, Spain - 22.4 thousand (Figure 2).

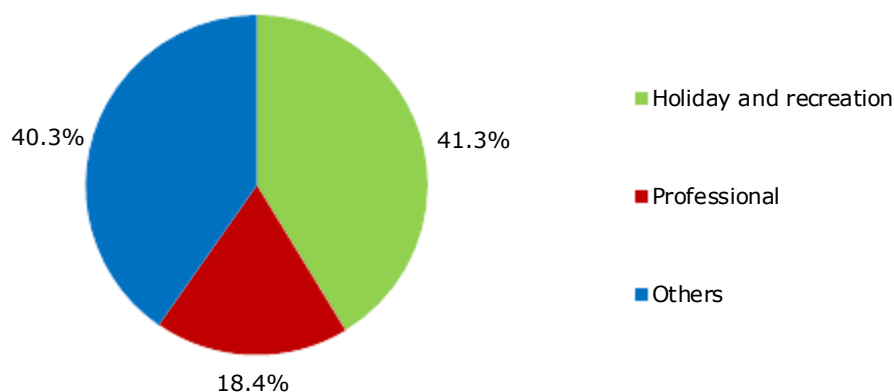
TRIPS OF BULGARIAN RESIDENTS ABROAD AND ARRIVALS OF VISITORS FROM ABROAD TO BULGARIA IN MAY 2025

**Figure 2. Most visited countries by Bulgarian citizens, by purpose of travel,
in May 2025**



The trips with holiday and recreation purposes formed the greatest share of the total number of trips of Bulgarian residents abroad - 41.3%, followed by those with other purposes - 40.3%, and with professional purposes - 18.4% (Figure 3).

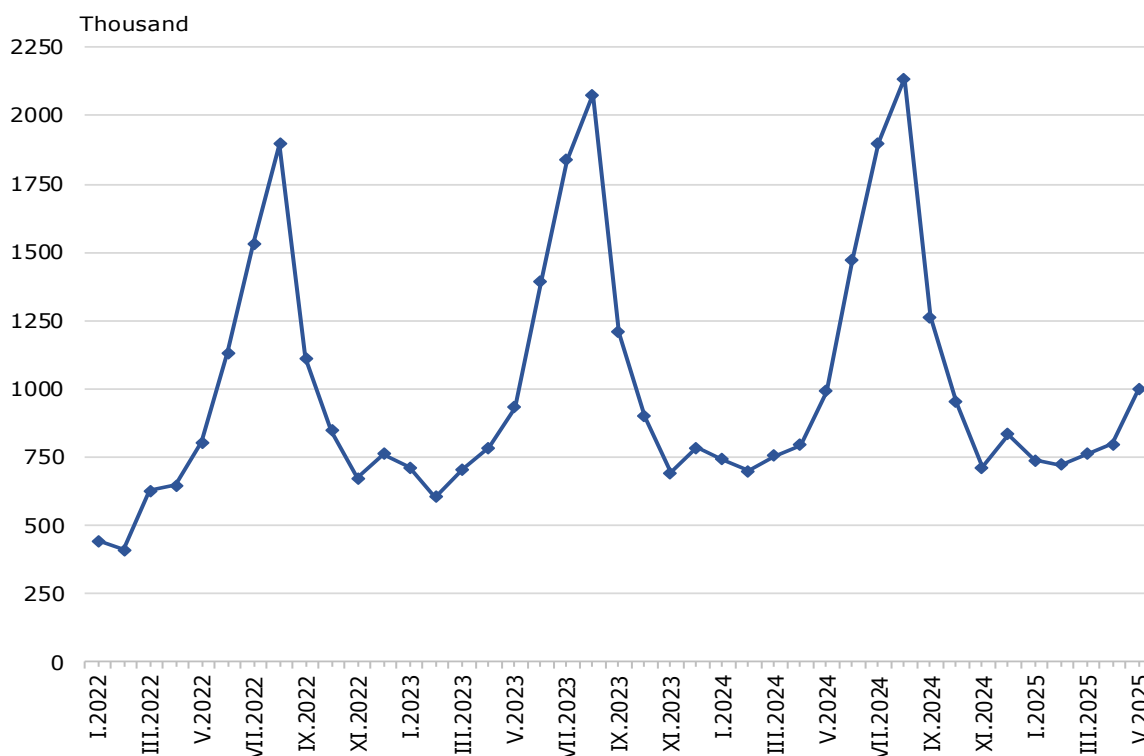
**Figure 3. Structure of the trips of Bulgarian residents abroad by purpose of visit
in May 2025**



TRIPS OF BULGARIAN RESIDENTS ABROAD AND ARRIVALS OF VISITORS FROM ABROAD TO BULGARIA IN MAY 2025

In May 2025, **the number of visits of non-residents to Bulgaria** was 997.6 thousand (Annex, Table 2), or 0.5% more in comparison with the same month of the previous year (Figure 4). An increase by 8.0% was registered in the trips with holiday and recreation purposes and by 2.0% with professional purposes, while those with other purposes decreased by 5.8%. Transit passes through the country were 30.0% (298.9 thousand) of all visits of non-residents to Bulgaria.

Figure 4. Arrivals of visitors from abroad to Bulgaria by months



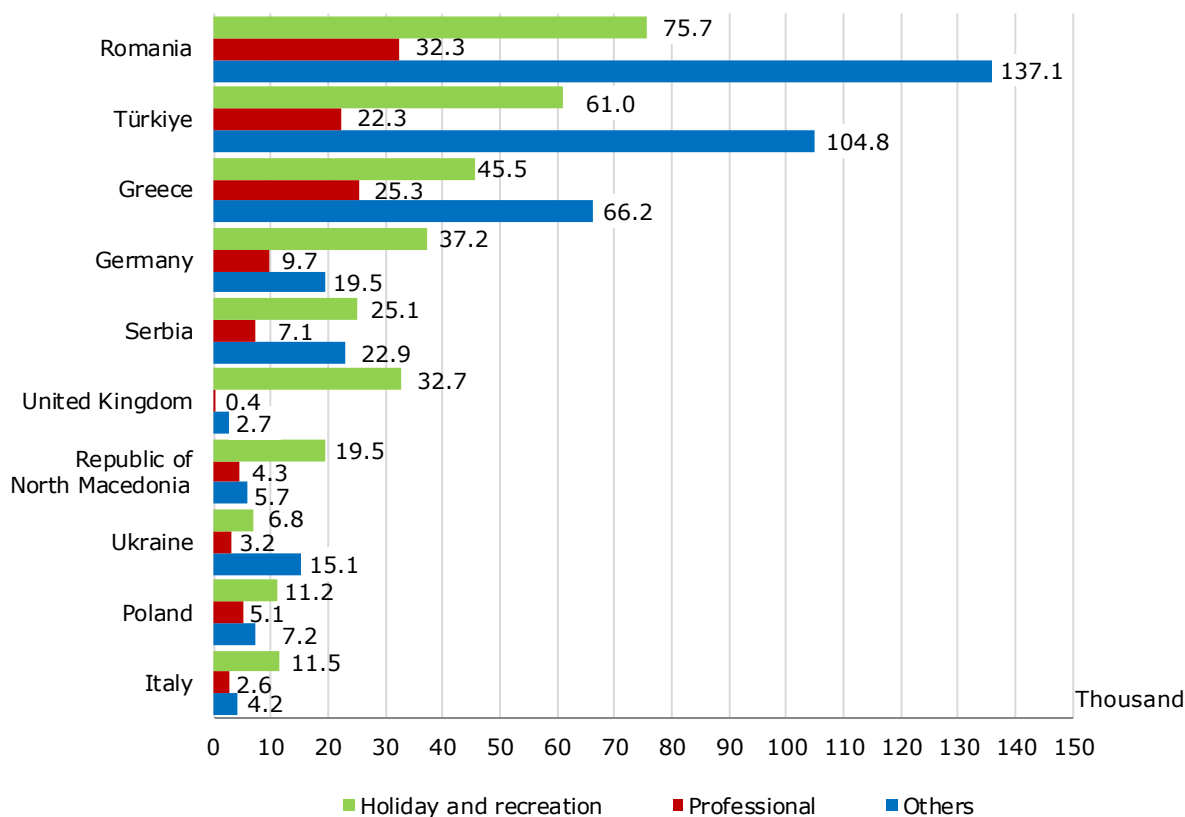
The share of visits of EU citizens was 59.0% of the total number of non-residents' visits to Bulgaria and reached 588.5 thousand, the largest being by visitors from Romania - 41.6%, and Greece - 23.3%.

The visits of non-residents in the group 'Other European countries'¹ were 343.7 thousand, or 34.5% of all visits to Bulgaria. The highest registered number of visits was from Türkiye - 188.1 thousand, or 54.7% in this group.

Most visits to Bulgaria were from: Romania - 245.1 thousand, Türkiye - 188.1 thousand, Greece - 137.0 thousand, Germany - 66.4 thousand, Serbia - 55.1 thousand, the United Kingdom - 35.8 thousand, Republic of North Macedonia - 29.5 thousand, Ukraine - 25.1 thousand, Poland - 23.5 thousand, Italy - 18.3 thousand (Figure 5).

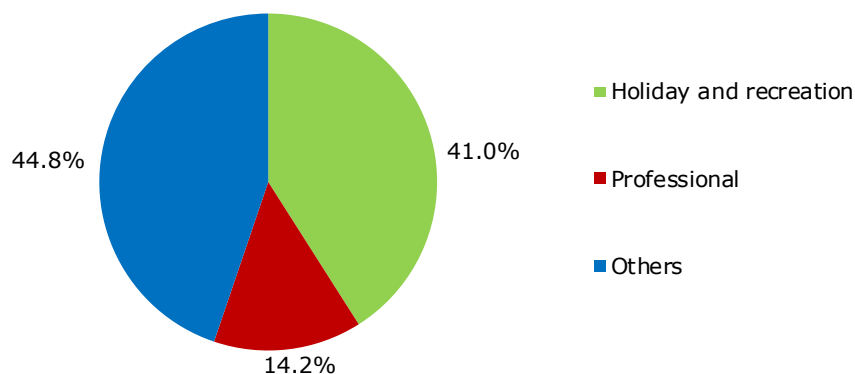
¹ Group 'Other European countries' includes countries in Europe outside the EU.

**Figure 5. Countries with the highest total number of visits to Bulgaria,
by purpose of travel, in May 2025**



The predominant share of the visits was with other purposes - 44.8%, followed by trips with holiday and recreation purposes - 41.0%, and with professional purposes - 14.2% (Figure 6).

Figure 6. Structure of visits of non-residents to Bulgaria by purpose in May 2025



Methodological notes

The definitions recommended by the World Tourist Organization and the Methodological manual for tourism by Eurostat are applied by the National Statistical Institute.

In accordance with these definitions, **an international tourist** is any person who travels to a country other than his/her permanent residence for less than a year and whose main purpose is not doing any activity for payment in the place visited.

The purposes of visiting a country are the following:

- Excursion and holiday;
- Professional purposes (business trips, participation in conferences, congresses, concluding deals, etc.);
- Other (as a guest, education and visiting cultural and sports events, etc.) purposes.

Statistical data on the trips of Bulgarian residents travelling abroad and visits by non-residents to Bulgaria are obtained on the basis of monthly information received from the Ministry of Interior and a sample survey of the National Statistical Institute among residents and non-residents passing through border checkpoints.

Data on the number of trips of the citizens of the European Union are estimated on the basis of the information obtained from the Ministry of Interior and the airport authorities. Data on the number of citizens from 'third countries' are obtained directly from the Ministry of Interior.

Data on the purposes of the trips are obtained on the basis of the NSI's regular monthly sample survey of passing residents and non-residents through the border checkpoints.

**TRIPS OF BULGARIAN RESIDENTS ABROAD AND ARRIVALS OF VISITORS FROM
ABROAD TO BULGARIA IN MAY 2025**

Annex

Table 1

**Trips of Bulgarian residents abroad by purpose of visit and
by country of destination in May 2025**

(Number)

Country of destination	Total	Purpose of visit		
		Holiday and recreation	Professional	Others
Total	878631	362998	161467	354166
EU	495608	249546	119336	126726
Austria	28888	11555	7222	10111
Belgium	19342	5526	7599	6217
Croatia	3656	1738	334	1584
Cyprus	624	359	-	265
Czechia	10740	6213	1074	3453
Denmark	3200	1602	693	905
Finland	472	179	-	293
France	22455	14068	2981	5406
Germany	47049	23269	8950	14830
Greece	191410	114963	36353	40094
Hungary	4639	1993	1427	1219
Ireland	1122	561	294	267
Italy	30636	21307	3574	5755
Malta	1382	1005	126	251
Netherlands	9378	3655	2207	3516
Poland	6636	1493	2986	2157
Portugal	1893	995	310	588
Romania	80275	22936	37589	19750
Slovakia	2624	1749	-	875
Slovenia	3794	1691	1084	1019
Spain	22406	11651	3585	7170
Sweden	1947	847	613	487
Other EU countries	1040	191	335	514
Other European countries	361019	101364	36542	223113
Norway	807	373	214	220
Republic of North Macedonia	36279	10366	9995	15918
Russian Federation	576	368	-	208
Serbia	57591	19935	7753	29903
Switzerland	2755	1552	652	551
Türkiye	241915	65099	11810	165006
Ukraine	295	-	-	295
United Kingdom	20801	3671	6118	11012
Other countries	2808	942	69	1797
Canada	380	277	-	103
Israel	127	-	69	58
USA	2301	665	-	1636
Rest of the world	19196	11146	5520	2530

‘-’ - no case registered.

**TRIPS OF BULGARIAN RESIDENTS ABROAD AND ARRIVALS OF VISITORS FROM
ABROAD TO BULGARIA IN MAY 2025**

Table 2

**Arrivals of visitors from abroad to Bulgaria by purpose of visit and
by country of origin in May 2025**

(Number)

Country of origin	Total	Purpose of visit		
		Holiday and recreation	Professional	Others
Total	997584	408806	141370	447408
EU	588491	227959	94157	266375
Austria	10883	4846	1790	4247
Belgium	6655	2735	1331	2589
Croatia	3080	1070	770	1240
Cyprus	2388	686	985	717
Czechia	5944	2350	1049	2545
Denmark	2951	1216	805	930
Finland	2615	1743	872	-
France	14875	6423	1940	6512
Germany	66423	37205	9669	19549
Greece	137031	45576	25273	66182
Hungary	7125	2127	2825	2173
Ireland	4676	2338	1195	1143
Italy	18272	11532	2561	4179
Malta	263	231	-	32
Netherlands	11644	4175	1130	6339
Poland	23518	11156	5126	7236
Portugal	1954	1563	391	-
Romania	245101	75676	32293	137132
Slovakia	3207	2200	238	769
Slovenia	2373	1097	593	683
Spain	10025	6467	2476	1082
Sweden	3630	2904	245	481
Other EU countries	3858	2643	600	615
Other European countries	343717	150312	38837	154568
Norway	1962	1137	270	555
Republic of North Macedonia	29460	19506	4281	5673
Russian Federation	5776	2813	478	2485
Serbia	55103	25093	7115	22895
Switzerland	2435	1281	819	335
Türkiye	188065	60950	22310	104805
Ukraine	25113	6771	3199	15143
United Kingdom	35803	32761	365	2677
Other countries	19070	17310	297	1463
Canada	963	782	24	157
Israel	12532	12170	95	267
Japan	392	316	28	48
USA	5183	4042	150	991
Rest of the world	46306	13225	8079	25002

'-' - no case registered.