

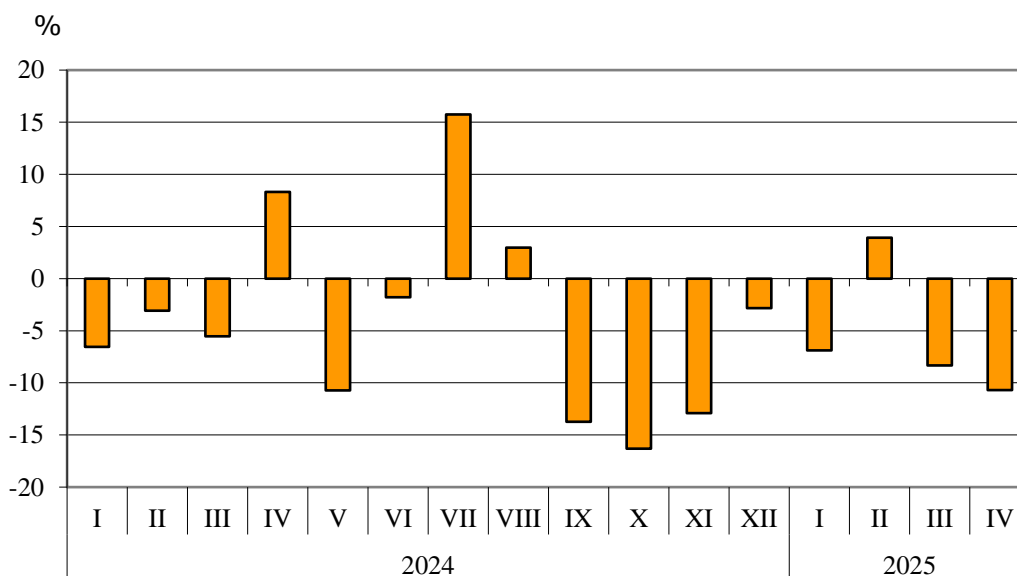


**TRADE IN GOODS OF BULGARIA WITH THIRD COUNTRIES  
IN THE PERIOD JANUARY - APRIL 2025  
(PRELIMINARY DATA)**

In the period January - April 2025, the exports of goods from Bulgaria to third countries decreased by 5.7% in comparison with the same period of 2024 and added up to 9 541.1 million BGN (Annex, Tables 1 and 2). The main trade partners of Bulgaria were Türkiye, the United States, Serbia, the Republic of North Macedonia, Algeria, Ukraine and China, which accounted for 53.4% of the exports to non-EU countries (Annex, Table 3).

In April 2025, the exports of goods from Bulgaria to third countries decreased by 10.7% compared to the corresponding month of the previous year and amounted to 2 375.0 million BGN.

**Figure 1. Nominal value<sup>1</sup> change of exports of goods from Bulgaria to non-EU countries in the period 2024 - 2025  
(Compared to the same month of the previous year)**



In the exports of goods from Bulgaria to third countries, distributed according to the **Standard International Trade Classification**, the most notable growth was recorded in the section 'Beverages and tobacco' (65.9%) (Annex, Table 4). The most notable fall was reported in the section 'Mineral fuel, lubricants and related materials' (55.3%).

The imports of goods to Bulgaria from third countries in the period January - April 2025 increased by 13.8% in comparison with the same period of 2024 and added up to

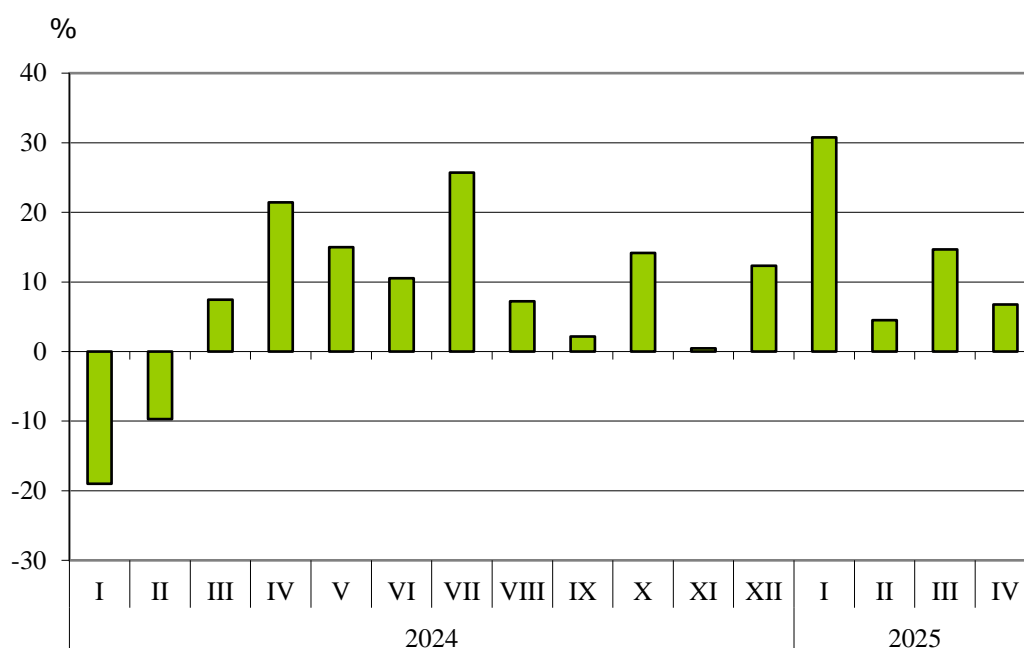
<sup>1</sup> Value changes at current prices.

**TRADE IN GOODS OF BULGARIA WITH THIRD COUNTRIES**  
**IN THE PERIOD JANUARY - APRIL 2025**  
**(PRELIMINARY DATA)**

14 416.7 million BGN (at CIF prices)<sup>1</sup> (Annex, Tables 1 and 2). The largest amounts were reported for the goods imported from Türkiye, China, Serbia and Ukraine (Annex, Table 3).

**In April 2025 the imports** of goods to Bulgaria **from third countries** increased by 6.8% compared to the corresponding month of the previous year and amounted to 3 666.9 million BGN.

**Figure 2. Nominal value<sup>2</sup> change of imports of goods to Bulgaria from non-EU countries in the period 2024 - 2025**  
**(Compared to the same month of the previous year)**



**In the imports of goods** to Bulgaria from third countries, distributed according to the **Standard International Trade Classification**, the largest growth was recorded in the section 'Miscellaneous manufactured articles' (40.1%) (Annex, Table 4). The most notable fall was reported in the section 'Animal and vegetable oils, fats and waxes' (32.2%).

**The foreign trade balance** of Bulgaria (exports FOB - imports CIF) with third countries in **the period January - April 2025** was negative and added up to 4 875.6 million BGN (Annex, Tables 1 and 3).

**In April 2025**, the foreign trade balance of Bulgaria (export FOB - import CIF) with third countries was also negative and amounted to 1 291.9 million BGN.

<sup>1</sup> Imports at FOB prices are calculated by BNB  
<http://bnb.bg/Statistics/StExternalSector/StForeignTrade/StFTImports/index.htm?toLang= EN>).  
<sup>2</sup> Value changes at current prices.

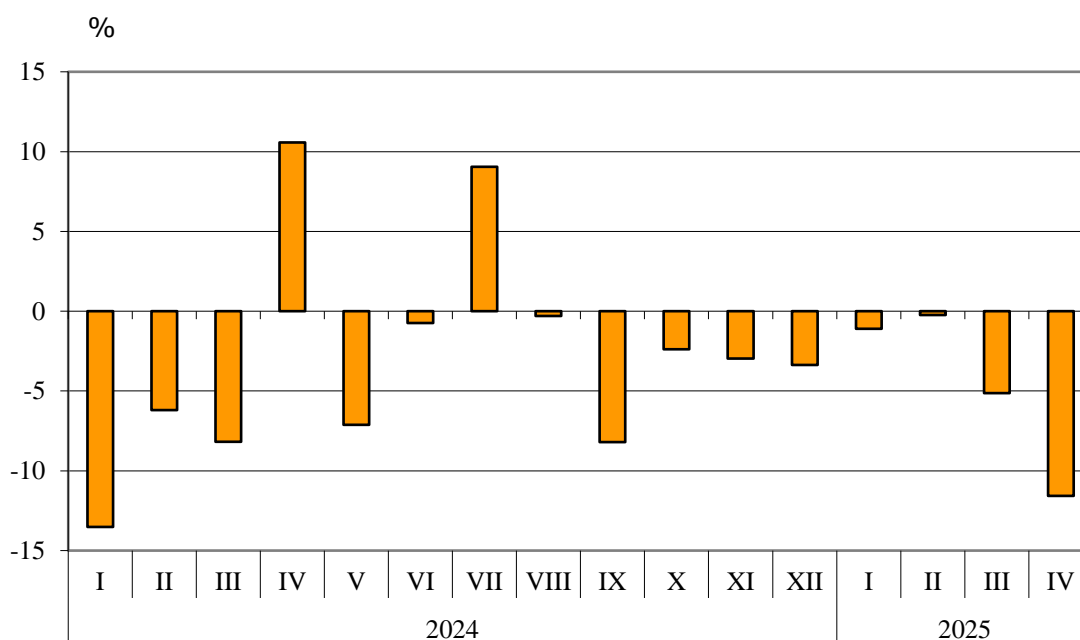
**TRADE IN GOODS OF BULGARIA WITH THIRD COUNTRIES**  
**IN THE PERIOD JANUARY - APRIL 2025**  
**(PRELIMINARY DATA)**

**Trade in goods of Bulgaria with third countries and the EU - total**

In **the period January - April 2025**, the total value of **all the goods exported** from Bulgaria amounted to 26 498.4 million BGN, which is 4.8% less than the same period of the previous year (Annex, Tables 1 and 2).

**In April 2025**, the total exports of goods added up to 6 583.3 million BGN and decreased by 11.6% compared to the corresponding month of the previous year.

**Figure 3. Nominal value<sup>1</sup> change of exports of goods from Bulgaria**  
**in the period 2024 - 2025**  
**(Compared to the same month of the previous year)**



The total value of **all the goods imported** into the country in **the period January - April 2025** amounted to 33 108.5 million BGN (at CIF prices), or 4.8% more than the same period of 2024 (Annex, Tables 1 and 2).

**In April 2025**, the total imports of goods decreased by 1.0% compared to the same month of the previous year and added up to 8 460.2 million BGN.

<sup>1</sup> Value changes at current prices.

**TRADE IN GOODS OF BULGARIA WITH THIRD COUNTRIES**  
**IN THE PERIOD JANUARY - APRIL 2025**  
**(PRELIMINARY DATA)**

**Figure 4. Nominal value<sup>1</sup> change of imports of goods to Bulgaria**  
**in the period 2024 - 2025**  
**(Compared to the same month of the previous year)**



**The total foreign trade balance** (exports FOB - imports CIF) was negative in **the period January - April 2025** and amounted to 6 610.1 million BGN (Annex, Tables 1 and 3).

**In April 2025**, the total foreign trade balance (exports FOB - import CIF) was also negative and added up to 1 876.9 million BGN.

<sup>1</sup> Value changes at current prices.

**TRADE IN GOODS OF BULGARIA WITH THIRD COUNTRIES**  
**IN THE PERIOD JANUARY - APRIL 2025**  
**(PRELIMINARY DATA)**

**Annex**

**Table 1**

**Exports, imports and trade balance of Bulgaria in the period January - April 2024<sup>1</sup> and 2025<sup>1</sup> by months**

(Million BGN)

Months/Periods	Exports - FOB			Imports - CIF <sup>2</sup>			Trade balance - FOB/CIF		
	Total	EU	Non EU	Total	EU	Non EU	Total	EU	Non EU
I.2024	6373.9	4095.0	2278.9	7418.2	4534.1	2884.1	-1044.3	-439.1	-605.2
II.2024	6684.5	4245.6	2438.9	7575.8	4624.0	2951.8	-891.3	-378.4	-512.9
III.2024	7318.5	4581.1	2737.4	8040.0	4645.0	3395.0	-721.5	-63.9	-657.6
<b>I - III.2024</b>	<b>20376.9</b>	<b>12921.7</b>	<b>7455.2</b>	<b>23034.0</b>	<b>13803.1</b>	<b>9230.9</b>	<b>-2657.1</b>	<b>-881.4</b>	<b>-1775.7</b>
IV.2024	7444.6	4785.1	2659.5	8544.6	5109.9	3434.7	-1100.0	-324.8	-775.2
<b>I - IV.2024</b>	<b>27821.5</b>	<b>17706.8</b>	<b>10114.7</b>	<b>31578.6</b>	<b>18913.0</b>	<b>12665.6</b>	<b>-3757.1</b>	<b>-1206.2</b>	<b>-2550.9</b>
I.2025	6304.0	4181.9	2122.1	8205.7	4434.3	3771.4	-1901.7	-252.4	-1649.3
II.2025	6669.0	4134.5	2534.5	7601.0	4516.1	3084.9	-932.0	-381.6	-550.4
III.2025	6942.1	4432.6	2509.5	8841.6	4948.1	3893.5	-1899.5	-515.5	-1384.0
<b>I - III.2025</b>	<b>19915.1</b>	<b>12749.0</b>	<b>7166.1</b>	<b>24648.3</b>	<b>13898.5</b>	<b>10749.8</b>	<b>-4733.2</b>	<b>-1149.5</b>	<b>-3583.7</b>
IV.2025	6583.3	4208.3	2375.0	8460.2	4793.3	3666.9	-1876.9	-585.0	-1291.9
<b>I - IV.2025</b>	<b>26498.4</b>	<b>16957.3</b>	<b>9541.1</b>	<b>33108.5</b>	<b>18691.8</b>	<b>14416.7</b>	<b>-6610.1</b>	<b>-1734.5</b>	<b>-4875.6</b>

<sup>1</sup> Data are preliminary as of June 11, 2025.

<sup>2</sup> Imports at FOB prices are calculated by BNB

(<http://bnb.bg/Statistics/StExternalSector/StForeignTrade/StFTImports/index.htm?toLang= EN&toLang= EN>)

**Table 2**

**Value changes of exports and imports of Bulgaria in the period January - April 2025<sup>1</sup> compared to the same period of the previous year**

(Per cent)

Months/Periods	Exports - FOB			Imports - CIF		
	Total	EU	Non EU	Total	EU	Non EU
I	-1.1	2.1	-6.9	10.6	-2.2	30.8
II	-0.2	-2.6	3.9	0.3	-2.3	4.5
III	-5.1	-3.2	-8.3	10.0	6.5	14.7
<b>I - III</b>	<b>-2.3</b>	<b>-1.3</b>	<b>-3.9</b>	<b>7.0</b>	<b>0.7</b>	<b>16.5</b>
IV	-11.6	-12.1	-10.7	-1.0	-6.2	6.8
<b>I - IV</b>	<b>-4.8</b>	<b>-4.2</b>	<b>-5.7</b>	<b>4.8</b>	<b>-1.2</b>	<b>13.8</b>

<sup>1</sup> Data are preliminary as of June 11, 2025.

**TRADE IN GOODS OF BULGARIA WITH THIRD COUNTRIES**  
**IN THE PERIOD JANUARY - APRIL 2025**  
**(PRELIMINARY DATA)**

**Table 3**

**Exports, imports and trade balance of Bulgaria with main non EU partner countries<sup>1</sup> in the period January - April 2024<sup>2</sup> and 2025<sup>2</sup>**

Countries	Exports - FOB			Imports - CIF			Trade balance - FOB/CIF	
	2024	2025	Change compared to the same period of the previous year - %	2024	2025	Change compared to the same period of the previous year - %	2024	2025
	Million BGN			Million BGN			Million BGN	
Third countries - total	10114.7	9541.1	-5.7	12665.6	14416.7	13.8	-2550.9	-4875.6
of which:								
Albania	280.4	83.8	-70.1	32.1	37.5	16.8	248.3	46.3
Algeria	212.2	522.1	146.0	28.5	2.0	-93.0	183.7	520.1
Bosnia and Herzegovina	58.9	55.9	-5.1	19.9	21.8	9.5	39.0	34.1
Brazil	30.3	25.3	-16.5	236.6	389.0	64.4	-206.3	-363.7
Canada	107.1	113.7	6.2	122.2	272.1	122.7	-15.1	-158.4
Chile	18.3	20.3	10.9	189.6	95.3	-49.7	-171.3	-75.0
China	575.7	344.3	-40.2	1542.9	2077.0	34.6	-967.2	-1732.7
Egypt	422.7	152.2	-64.0	835.7	173.4	-79.3	-413.0	-21.2
Georgia	236.7	211.8	-10.5	69.0	283.0	310.1	167.7	-71.2
Gibraltar	458.1	169.9	-62.9	0.0	0.1	x	458.1	169.8
India	99.3	115.3	16.1	141.8	161.6	14.0	-42.5	-46.3
Indonesia	51.8	23.9	-53.9	271.4	23.7	-91.3	-219.6	0.2
Iran, Islamic Republic of	104.8	65.1	-37.9	37.8	47.6	25.9	67.0	17.5
Israel	85.0	97.9	15.2	35.6	59.7	67.7	49.4	38.2
Japan	47.1	48.7	3.4	114.6	108.7	-5.1	-67.5	-60.0
Kazakhstan	65.5	49.2	-24.9	2.2	540.7	24477.3	63.3	-491.5
Korea, Republic of	196.6	51.7	-73.7	109.0	115.2	5.7	87.6	-63.5
Libya	13.8	39.5	186.2	387.0	97.4	-74.8	-373.2	-57.9
Morocco	115.7	206.8	78.7	68.8	87.4	27.0	46.9	119.4
Namibia	0.1	3.9	3800.0	120.7	10.3	-91.5	-120.6	-6.4
Norway	47.8	49.8	4.2	228.1	29.6	-87.0	-180.3	20.2
Peru	7.3	13.0	78.1	226.4	188.2	-16.9	-219.1	-175.2
Republic of North Macedonia	523.7	522.3	-0.3	306.8	368.2	20.0	216.9	154.1
Russian Federation	236.1	253.6	7.4	794.6	220.8	-72.2	-558.5	32.8
Serbia	596.5	547.5	-8.2	624.4	780.2	25.0	-27.9	-232.7
Singapore	28.2	31.6	12.1	16.1	19.6	21.7	12.1	12.0
South Africa	60.0	29.8	-50.3	23.4	7.0	-70.1	36.6	22.8
Switzerland	227.4	218.9	-3.7	279.6	300.5	7.5	-52.2	-81.6
Taiwan <sup>4</sup>	25.0	14.8	-40.8	89.3	70.6	-20.9	-64.3	-55.8
Tunisia	88.7	149.2	68.2	67.8	18.7	-72.4	20.9	130.5
Türkiye	1836.5	2125.8	15.8	2910.8	3915.8	34.5	-1074.3	-1790.0
Ukraine	340.3	355.4	4.4	774.0	746.5	-3.6	-433.7	-391.1
United Arab Emirates	102.8	108.8	5.8	30.1	42.8	42.2	72.7	66.0
United Kingdom <sup>3</sup>	458.1	291.3	-36.4	287.4	241.5	-16.0	170.7	49.8
United States	657.1	677.6	3.1	311.6	553.5	77.6	345.5	124.1
Viet Nam	28.4	20.4	-28.2	109.6	112.9	3.0	-81.2	-92.5

<sup>1</sup> Partner country:

- In case of exports (or dispatches) is the country (or Member State) of final destination of the goods.
- In case of imports (or arrivals) is the country (or Member State) of consignment of the goods.

<sup>2</sup> Data are preliminary as of June 11, 2025.

<sup>3</sup> The United Kingdom includes: Northern Ireland; Great Britain; Channel Islands and Isle of Man.

<sup>4</sup> Separate customs territory of Taiwan, Penghu, Kinmen and Matsu.

'x' - not applicable.

'0' - a quantity less than half of the unit of measure used.

**TRADE IN GOODS OF BULGARIA WITH THIRD COUNTRIES**  
**IN THE PERIOD JANUARY - APRIL 2025**  
**(PRELIMINARY DATA)**

**Table 4**

**Exports, imports and trade balance of Bulgaria with non EU countries by sections of SITC, rev.4 in the period January - April 2024<sup>1</sup> and 2025<sup>1</sup>**

Sections by SITC	Exports - FOB			Imports - CIF			Trade balance - FOB/CIF	
	2024	2025	Change compared to the same period of the previous year - %	2024	2025	Change compared to the same period of the previous year - %	2024	2025
	Million BGN			Million BGN			Million BGN	
Third countries - total	10114.7	9541.1	-5.7	12665.6	14416.7	13.8	-2550.9	-4875.6
Food and live animals	1346.1	1569.3	16.6	724.3	904.5	24.9	621.8	664.8
Beverages and tobacco	78.1	129.6	65.9	120.5	132.6	10.0	-42.4	-3.0
Crude materials, inedible (except fuel)	778.6	834.5	7.2	2021.5	1952.8	-3.4	-1242.9	-1118.3
Mineral fuel, lubricants and related materials	1769.3	791.1	-55.3	2625.3	2773.5	5.6	-856.0	-1982.4
Animal and vegetable oils, fats and waxes	251.9	114.8	-54.4	212.1	143.9	-32.2	39.8	-29.1
Chemical and related products n.e.c.	1356.3	1174.1	-13.4	1070.6	1185.8	10.8	285.7	-11.7
Manufactured goods classified chiefly by material	1642.3	1801.3	9.7	2309.9	2641.7	14.4	-667.6	-840.4
Machinery and transport equipment	1924.0	1908.2	-0.8	2500.6	3182.0	27.2	-576.6	-1273.8
Miscellaneous manufactured articles	944.0	1172.1	24.2	1029.6	1442.5	40.1	-85.6	-270.4
Commodities and transactions n.e.c.	24.1	46.1	91.3	51.2	57.4	12.1	-27.1	-11.3

<sup>1</sup> Data are preliminary as of June 11, 2025.

**TRADE IN GOODS OF BULGARIA WITH THIRD COUNTRIES**  
**IN THE PERIOD JANUARY - APRIL 2025**  
**(PRELIMINARY DATA)**

---

## **Methodological Notes**

### **Legislative Framework**

**Regulation (EU) 2019/2152** of the European Parliament and of the Council of 27 December 2019 on European business statistics (including intra-EU trade in goods).

**Commission Implementing Regulation (EU) 2020/1197** of 30 July 2020 laying down technical specifications and rules pursuant to Regulation (EU) 2019/2152 of the European Parliament and of the Council on European business statistics.

**Commission Delegated Regulation (EU) 2021/1704** of 14 July 2021 supplementing Regulation (EU) 2019/2152 of the European Parliament and of the Council by further specifying the details of the statistical information to be provided by tax and customs authorities, and amending Annexes V and VI thereof (text relevant to the EEA).

**Commission Implementing Regulation (EU) 2021/1225** of 27 July 2021 laying down the rules for data exchange pursuant to Regulation (EU) 2019/2152 of the European Parliament and of the Council and amending Commission Implementing Regulation (EU) 2020/1197 regarding the member country of extra-EU export and the obligations of reporting units.

**Law on Statistics of Intra-EU Trade in Goods** effective from 1 July 2012, amended and supplemented, Issue 61 of 2 October 2022.

### **Scope and Basic Terminology**

**External trade in goods** covers trade with third countries (Extrastat) and with EU Member States (Intrastat), with detailed statistical information collected at the commodity code level (8 digits) of the Combined Nomenclature.

**Imports** include all goods entering the statistical territory\* of the Republic of Bulgaria from other countries intended for domestic consumption, processing in the country for export after processing, as well as imports of goods processed outside the country.

**Exports** include all goods leaving the statistical territory of the Republic of Bulgaria intended for normal export to another country. This includes goods returned to the trading partner after processing in Bulgaria or goods exported for processing in another country with the intention of being returned to Bulgaria.

The **statistical territory of the European Union (EU)**, in the context of statistics of international trade in goods, corresponds to the combined customs territories of the EU Member States with one exception: unlike the customs territory, the statistical territory of Germany includes Helgoland.



**TRADE IN GOODS OF BULGARIA WITH THIRD COUNTRIES**  
**IN THE PERIOD JANUARY - APRIL 2025**  
**(PRELIMINARY DATA)**

---

**Statistical volumes of imports and exports** do not include imported goods placed under customs warehousing without processing, nor do exports include the re-export of these goods.

**International trade statistics** do not account for the transit of goods through the territory of the Republic of Bulgaria.

**Main Sources of Information**

**Customs declaration** - Single Administrative Document (SAD), which is filled out by all entities importing or exporting goods to/from third countries.

**Intrastat declaration** for intra-EU imports and exports to/from EU Member States.

The **Customs Agency** is the institution responsible for collecting customs declarations (SAD), and the **National Revenue Agency** is responsible for Intrastat declarations.

**Trade estimates** are made to compensate for the impact of thresholds below which traders are exempt from submitting Intrastat declarations, as well as for those who have not responded.