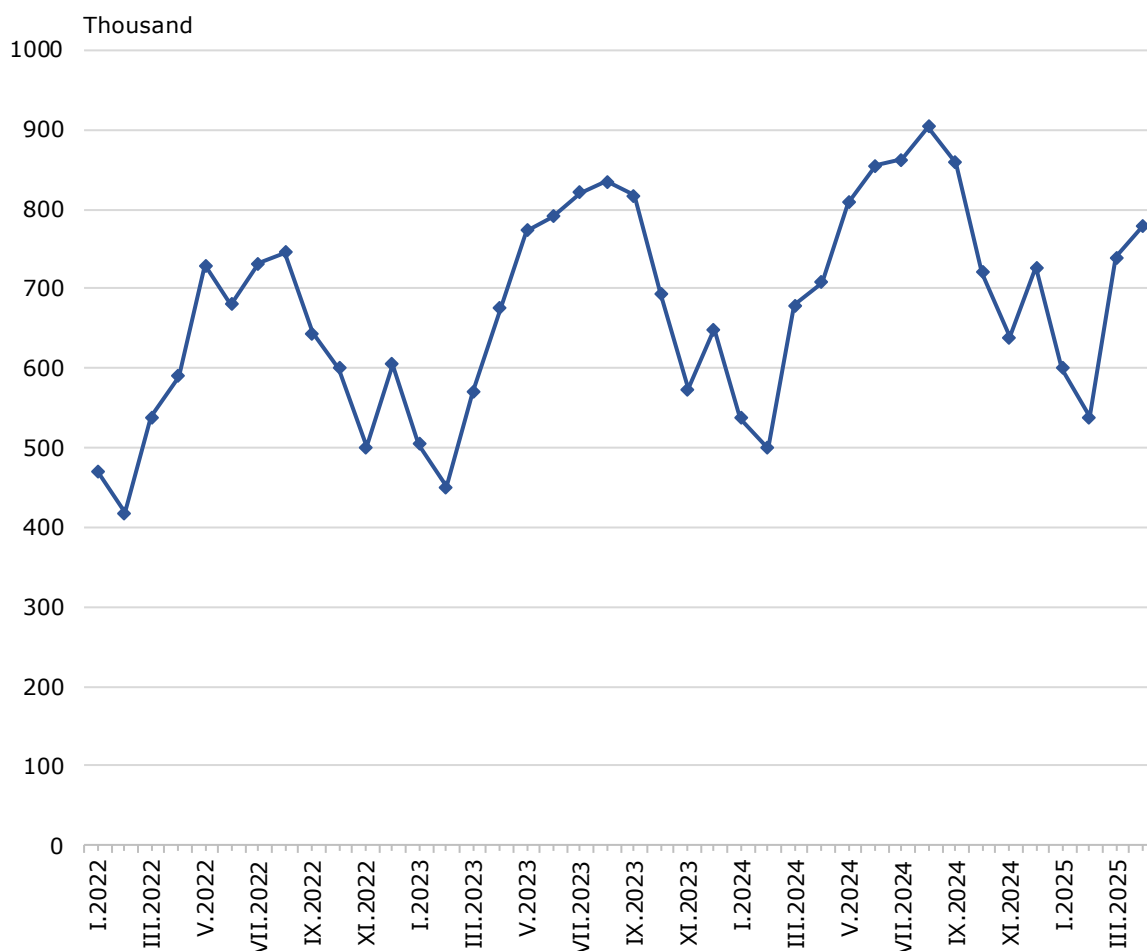




TRIPS OF BULGARIAN RESIDENTS ABROAD AND ARRIVALS OF VISITORS FROM ABROAD TO BULGARIA IN APRIL 2025

In April 2025, **the number of trips of Bulgarian residents abroad** was 779.3 thousand (Annex, Table 1), or 10.1% above the registered in April 2024 (Figure 1). An increase in the trips with all observed purposes was registered.

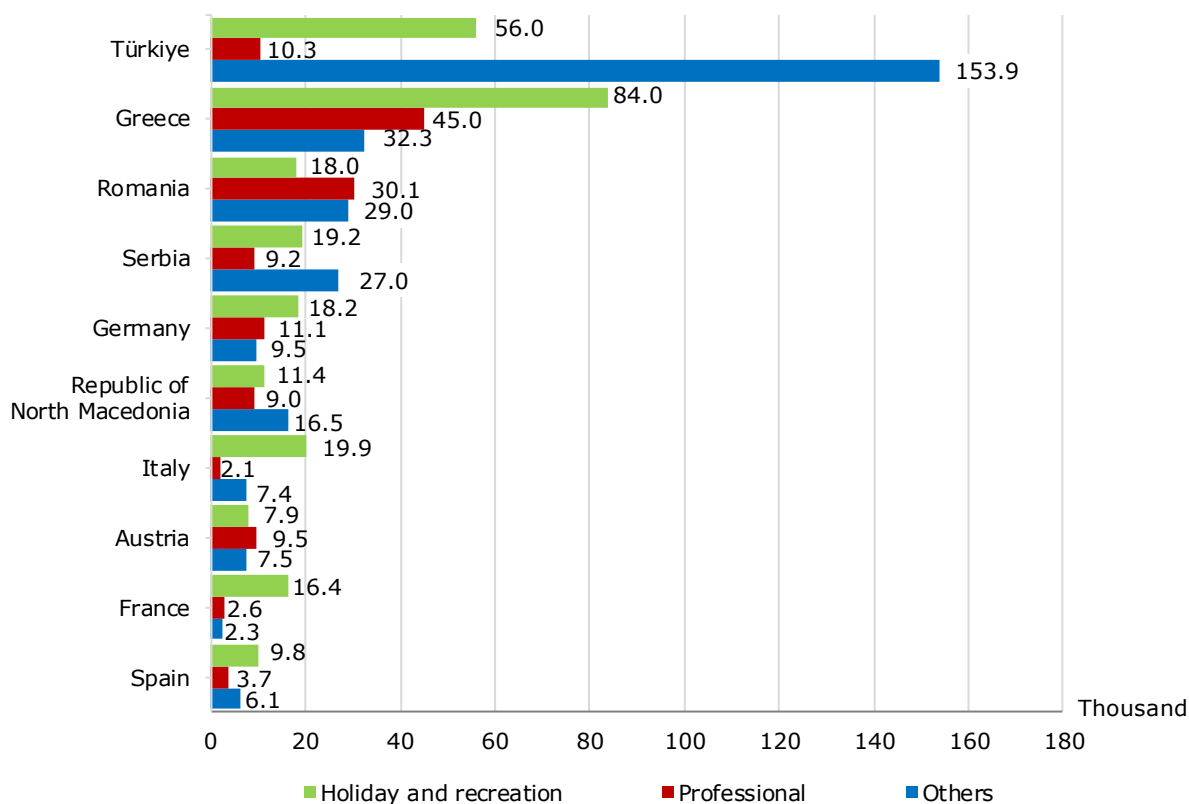
Figure 1. Trips of Bulgarian residents abroad by months



Most trips of Bulgarian residents were made to: Türkiye - 220.2 thousand, Greece - 161.3 thousand, Romania - 77.1 thousand, Serbia - 55.4 thousand, Germany - 38.8 thousand, Republic of North Macedonia - 36.9 thousand, Italy - 29.4 thousand, Austria - 24.9 thousand, France - 21.3 thousand, Spain - 19.6 thousand (Figure 2).

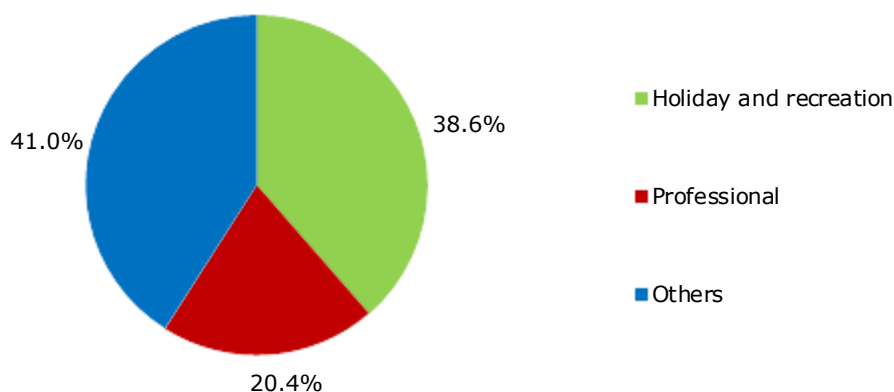
TRIPS OF BULGARIAN RESIDENTS ABROAD AND ARRIVALS OF VISITORS FROM ABROAD TO BULGARIA IN APRIL 2025

**Figure 2. Most visited countries by Bulgarian citizens, by purpose of travel,
in April 2025**



The trips with other purposes formed the greatest share of the total number of trips of Bulgarian residents abroad - 41.0%, followed by those with holiday and recreation purposes - 38.6%, and with professional purposes - 20.4% (Figure 3).

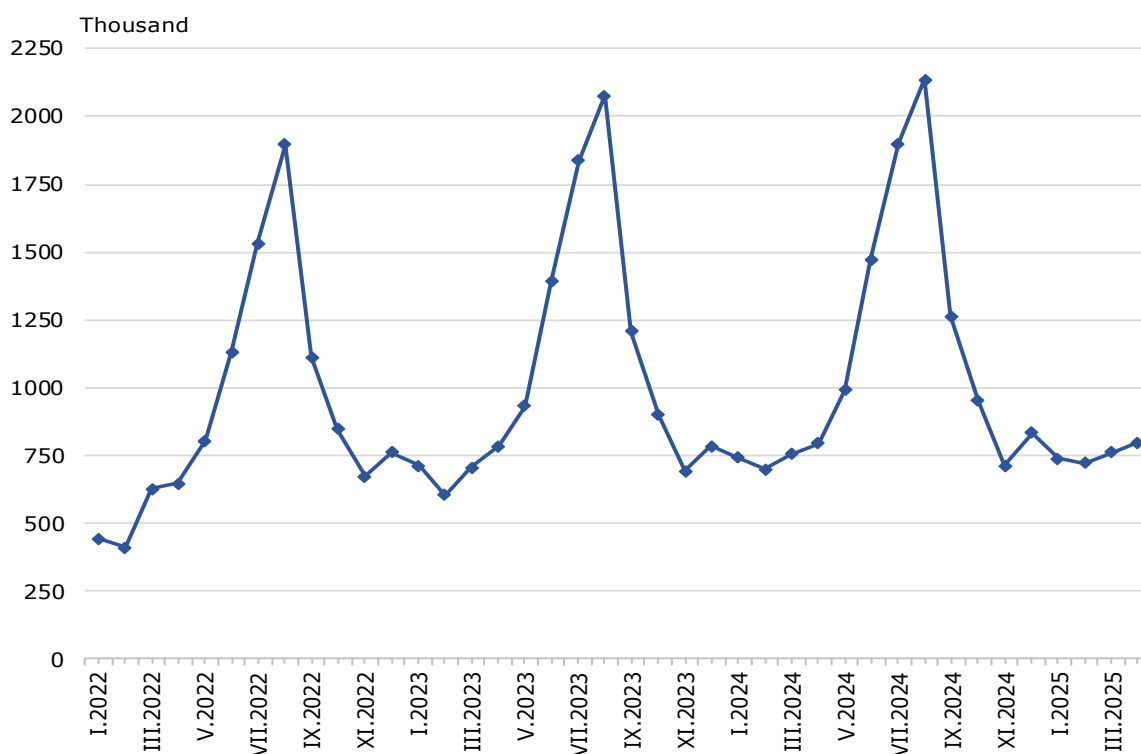
**Figure 3. Structure of the trips of Bulgarian residents abroad by purpose of visit
in April 2025**



TRIPS OF BULGARIAN RESIDENTS ABROAD AND ARRIVALS OF VISITORS FROM ABROAD TO BULGARIA IN APRIL 2025

In April 2025, **the number of visits of non-residents to Bulgaria** was 797.8 thousand (Annex, Table 2), or 0.6% more in comparison with the same month of the previous year (Figure 4). An increase by 7.1% was registered in the trips with holiday and recreation purposes and by 0.9% with professional purposes, while those with other purposes decreased by 3.8%. Transit passes through the country were 31.0% (246.9 thousand) of all visits of non-residents to Bulgaria.

Figure 4. Arrivals of visitors from abroad to Bulgaria by months



The share of visits of EU citizens was 53.8% of the total number of non-residents' visits to Bulgaria and reached 429.1 thousand, the largest being by visitors from Romania - 41.5%, and Greece - 30.6%.

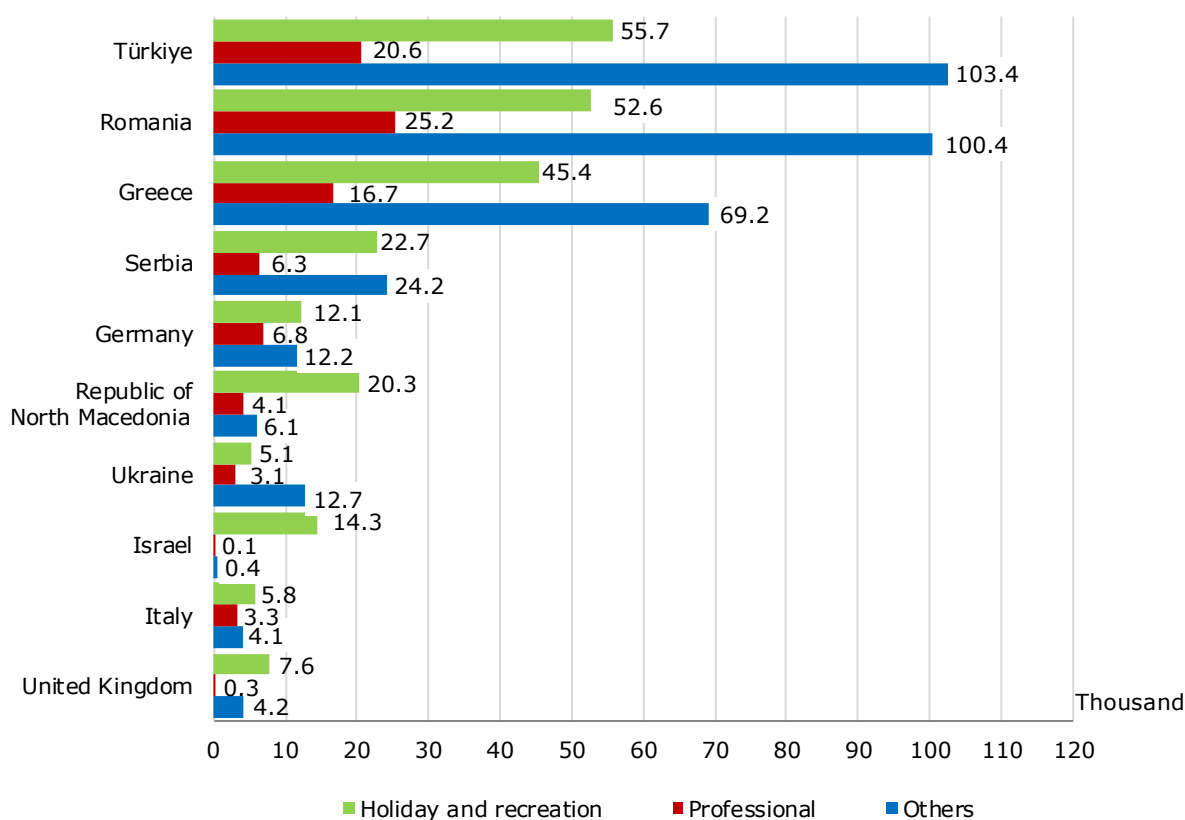
The visits of non-residents in the group 'Other European countries'¹ were 303.3 thousand, or 38.0% of all visits to Bulgaria. The highest registered number of visits was from Türkiye - 179.7 thousand, or 59.2% in this group.

Most visits to Bulgaria were from: Türkiye - 179.7 thousand, Romania - 178.2 thousand, Greece - 131.3 thousand, Serbia - 53.2 thousand, Germany - 31.1 thousand, Republic of North Macedonia - 30.5 thousand, Ukraine - 20.9 thousand, Israel - 14.8 thousand, Italy - 13.2 thousand, the United Kingdom - 12.1 thousand (Figure 5).

¹ Group 'Other European countries' includes countries in Europe outside the EU.

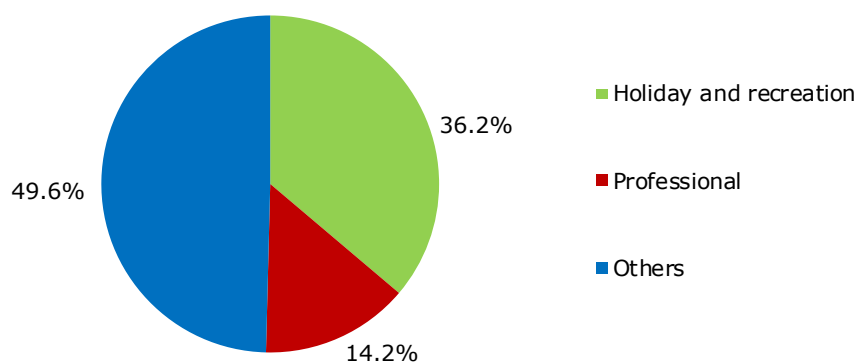
TRIPS OF BULGARIAN RESIDENTS ABROAD AND ARRIVALS OF VISITORS FROM ABROAD TO BULGARIA IN APRIL 2025

**Figure 5. Countries with the highest total number of visits to Bulgaria,
by purpose of travel, in April 2025**



The predominant share of the visits was with other purposes - 49.6%, followed by trips with holiday and recreation purposes - 36.2%, and with professional purposes - 14.2% (Figure 6).

**Figure 6. Structure of visits of non-residents to Bulgaria by purpose
in April 2025**



Methodological notes

The definitions recommended by the World Tourist Organization and the Methodological manual for tourism by Eurostat are applied by the National Statistical Institute.

In accordance with these definitions, **an international tourist** is any person who travels to a country other than his/her permanent residence for less than a year and whose main purpose is not doing any activity for payment in the place visited.

The purposes of visiting a country are the following:

- Excursion and holiday;
- Professional purposes (business trips, participation in conferences, congresses, concluding deals, etc.);
- Other (as a guest, education and visiting cultural and sports events, etc.) purposes.

Statistical data on the trips of Bulgarian residents travelling abroad and visits by non-residents to Bulgaria are obtained on the basis of monthly information received from the Ministry of Interior and a sample survey of the National Statistical Institute among residents and non-residents passing through border checkpoints.

Data on the number of trips of the citizens of the European Union are estimated on the basis of the information obtained from the Ministry of Interior and the airport authorities. Data on the number of citizens from 'third countries' are obtained directly from the Ministry of Interior.

Data on the purposes of the trips are obtained on the basis of the NSI's regular monthly sample survey of passing residents and non-residents through the border checkpoints.

**TRIPS OF BULGARIAN RESIDENTS ABROAD AND ARRIVALS OF VISITORS FROM
ABROAD TO BULGARIA IN APRIL 2025**

Annex

Table 1

**Trips of Bulgarian residents abroad by purpose of visit and
by country of destination in April 2025**

(Number)

Country of destination	Total	Purpose of visit		
		Holiday and recreation	Professional	Others
Total	779321	301007	158632	319682
EU	436878	197527	123241	116110
Austria	24937	7857	9565	7515
Belgium	14591	3521	5471	5599
Croatia	3801	2172	321	1308
Cyprus	597	305	173	119
Czechia	10184	3568	2546	4070
Denmark	2923	1392	557	974
Finland	598	401	-	197
France	21272	16418	2561	2293
Germany	38753	18144	11107	9502
Greece	161250	84005	44996	32249
Hungary	4629	1710	1322	1597
Ireland	1193	726	273	194
Italy	29366	19853	2068	7445
Malta	1255	1113	-	142
Netherlands	8818	2045	4150	2623
Poland	5909	1013	2363	2533
Portugal	1591	1031	165	395
Romania	77062	18006	30031	29025
Slovakia	2555	1291	325	939
Slovenia	3346	1448	994	904
Spain	19635	9791	3740	6104
Sweden	1519	1305	214	-
Other EU countries	1094	412	299	383
Other European countries	331676	97148	32221	202307
Norway	595	242	163	190
Republic of North Macedonia	36896	11383	9028	16485
Russian Federation	652	359	-	293
Serbia	55364	19240	9167	26957
Switzerland	2099	1199	372	528
Türkiye	220183	55992	10253	153938
Ukraine	288	-	48	240
United Kingdom	15599	8733	3190	3676
Other countries	1174	427	583	164
Canada	393	108	285	-
Israel	145	-	82	63
USA	636	319	216	101
Rest of the world	9593	5905	2587	1101

\" - no case registered.

**TRIPS OF BULGARIAN RESIDENTS ABROAD AND ARRIVALS OF VISITORS FROM
ABROAD TO BULGARIA IN APRIL 2025**

Table 2
**Arrivals of visitors from abroad to Bulgaria by purpose of visit and
by country of origin in April 2025**

(Number)

Country of origin	Total	Purpose of visit		
		Holiday and recreation	Professional	Others
Total	797807	288568	113424	395815
EU	429129	144969	72067	212093
Austria	8430	1762	1384	5284
Belgium	3338	642	1669	1027
Croatia	3092	1822	714	556
Cyprus	2768	1107	711	950
Czechia	2558	1023	996	539
Denmark	1746	995	374	377
Finland	899	570	225	104
France	8354	2864	2038	3452
Germany	31106	12074	6830	12202
Greece	131283	45407	16673	69203
Hungary	4646	1774	1566	1306
Ireland	2637	1126	879	632
Italy	13188	5766	3297	4125
Malta	288	232	-	56
Netherlands	6786	2386	2047	2353
Poland	12059	4224	3475	4360
Portugal	1616	611	481	524
Romania	178182	52625	25173	100384
Slovakia	1241	648	372	221
Slovenia	1044	534	348	162
Spain	9425	4346	1683	3396
Sweden	2244	1346	305	593
Other EU countries	2199	1085	827	287
Other European countries	303299	114509	35203	153587
Norway	416	313	-	103
Republic of North Macedonia	30461	20295	4038	6128
Russian Federation	3670	1574	331	1765
Serbia	53218	22682	6276	24260
Switzerland	2801	1272	621	908
Türkiye	179689	55702	20544	103443
Ukraine	20940	5116	3066	12758
United Kingdom	12104	7555	327	4222
Other countries	20045	17842	288	1915
Canada	634	484	17	133
Israel	14837	14300	92	445
Japan	289	229	32	28
USA	4285	2829	147	1309
Rest of the world	45334	11248	5866	28220

‘-’ - no case registered.