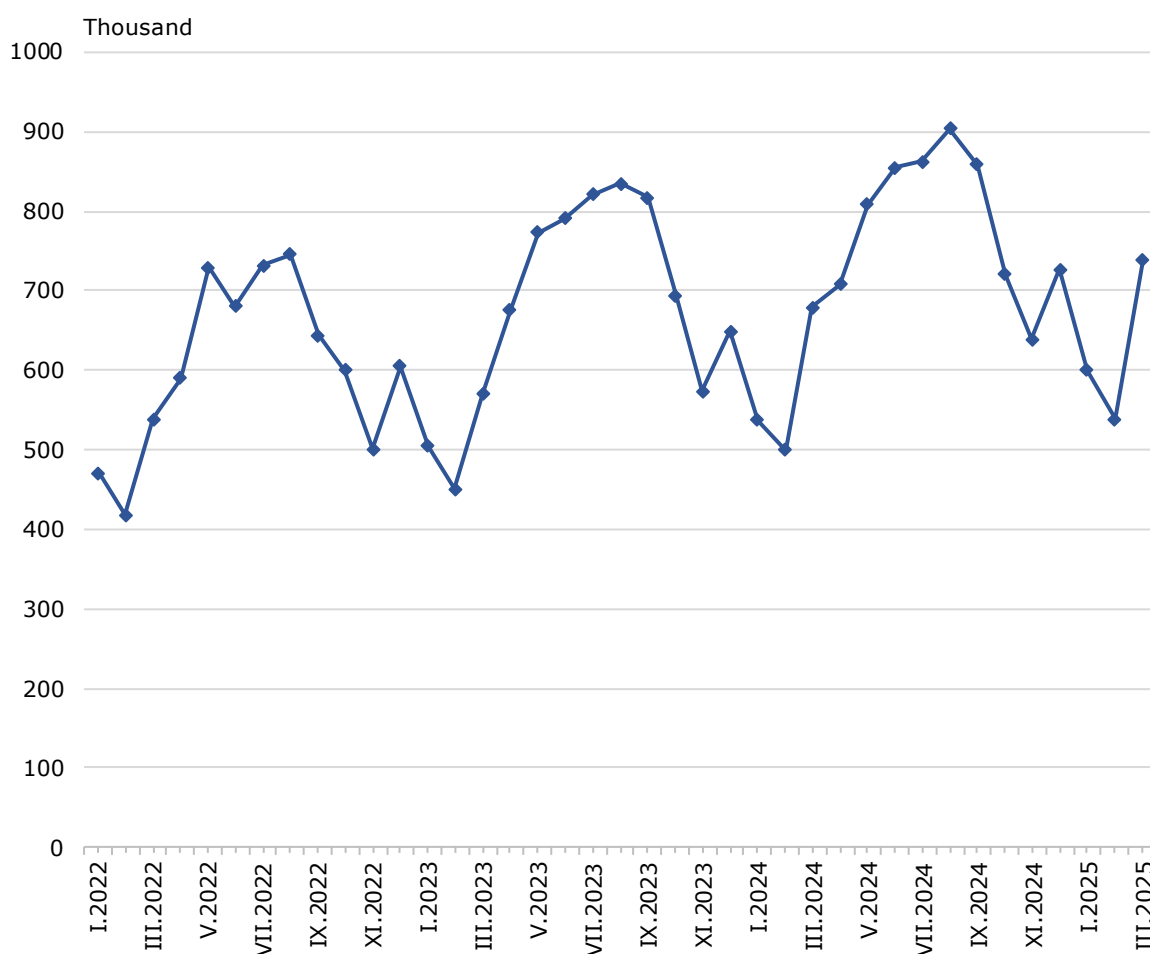




## TRIPS OF BULGARIAN RESIDENTS ABROAD AND ARRIVALS OF VISITORS FROM ABROAD TO BULGARIA IN MARCH 2025

In March 2025, the number of trips of Bulgarian residents abroad was 739.5 thousand (Annex, Table 1), or 8.9% above the registered in March 2024 (Figure 1). An increase in the trips with all observed purposes was registered.

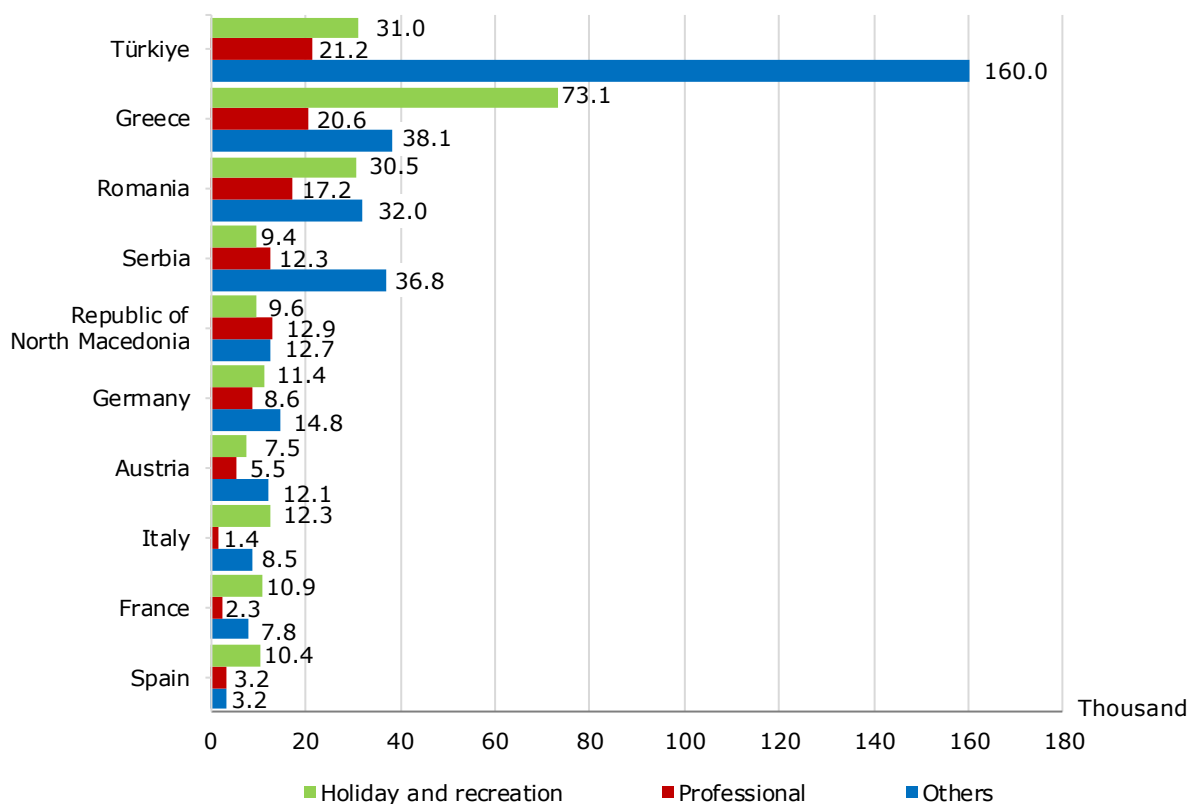
**Figure 1. Trips of Bulgarian residents abroad by months**



Most trips of Bulgarian residents were made to: Türkiye - 212.2 thousand, Greece - 131.8 thousand, Romania - 79.7 thousand, Serbia - 58.5 thousand, Republic of North Macedonia - 35.2 thousand, Germany - 34.8 thousand, Austria - 25.1 thousand, Italy - 22.2 thousand, France - 21.0 thousand, Spain - 16.8 thousand (Figure 2).

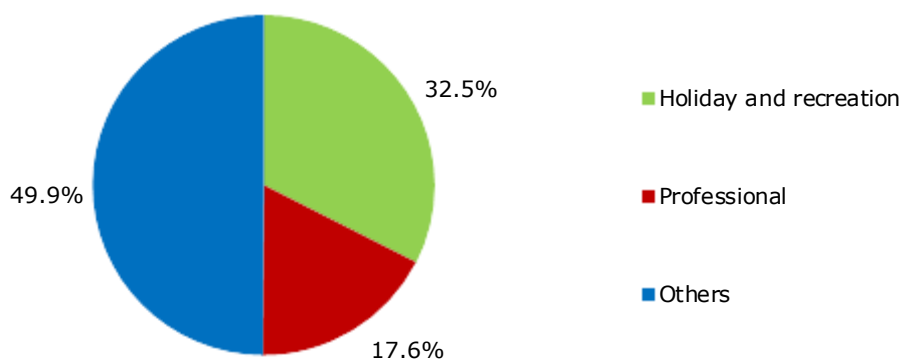
## TRIPS OF BULGARIAN RESIDENTS ABROAD AND ARRIVALS OF VISITORS FROM ABROAD TO BULGARIA IN MARCH 2025

**Figure 2. Most visited countries by Bulgarian citizens, by purpose of travel,  
in March 2025**



The trips with other purposes formed the greatest share of the total number of trips of Bulgarian residents abroad - 49.9%, followed by those with holiday and recreation purposes - 32.5%, and with professional purposes - 17.6% (Figure 3).

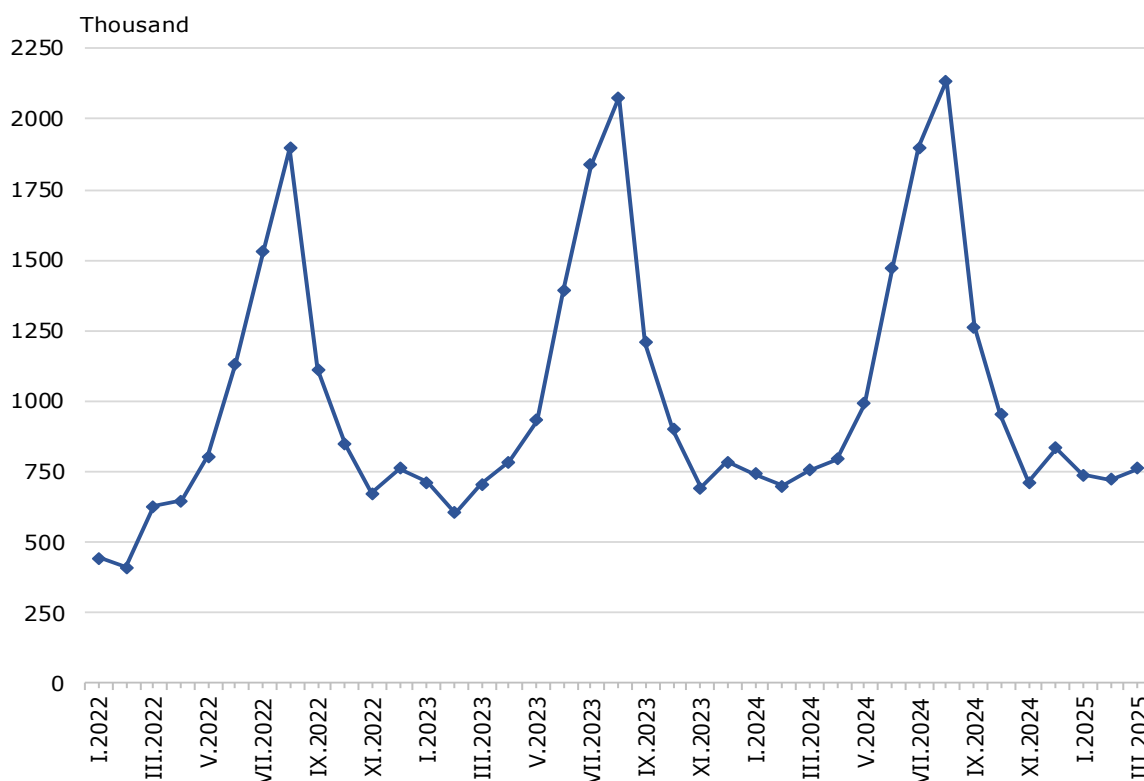
**Figure 3. Structure of the trips of Bulgarian residents abroad by purpose of visit  
in March 2025**



## TRIPS OF BULGARIAN RESIDENTS ABROAD AND ARRIVALS OF VISITORS FROM ABROAD TO BULGARIA IN MARCH 2025

In March 2025, **the number of visits of non-residents to Bulgaria** was 767.7 thousand (Annex, Table 2), or 1.5% more in comparison with the same month of the previous year (Figure 4). An increase by 4.5% was registered in the trips with holiday and recreation purposes and by 1.1% with other purposes, while those with professional purposes decreased by 4.7%. Transit passes through the country were 32.4% (248.9 thousand) of all visits of non-residents to Bulgaria.

**Figure 4. Arrivals of visitors from abroad to Bulgaria by months**



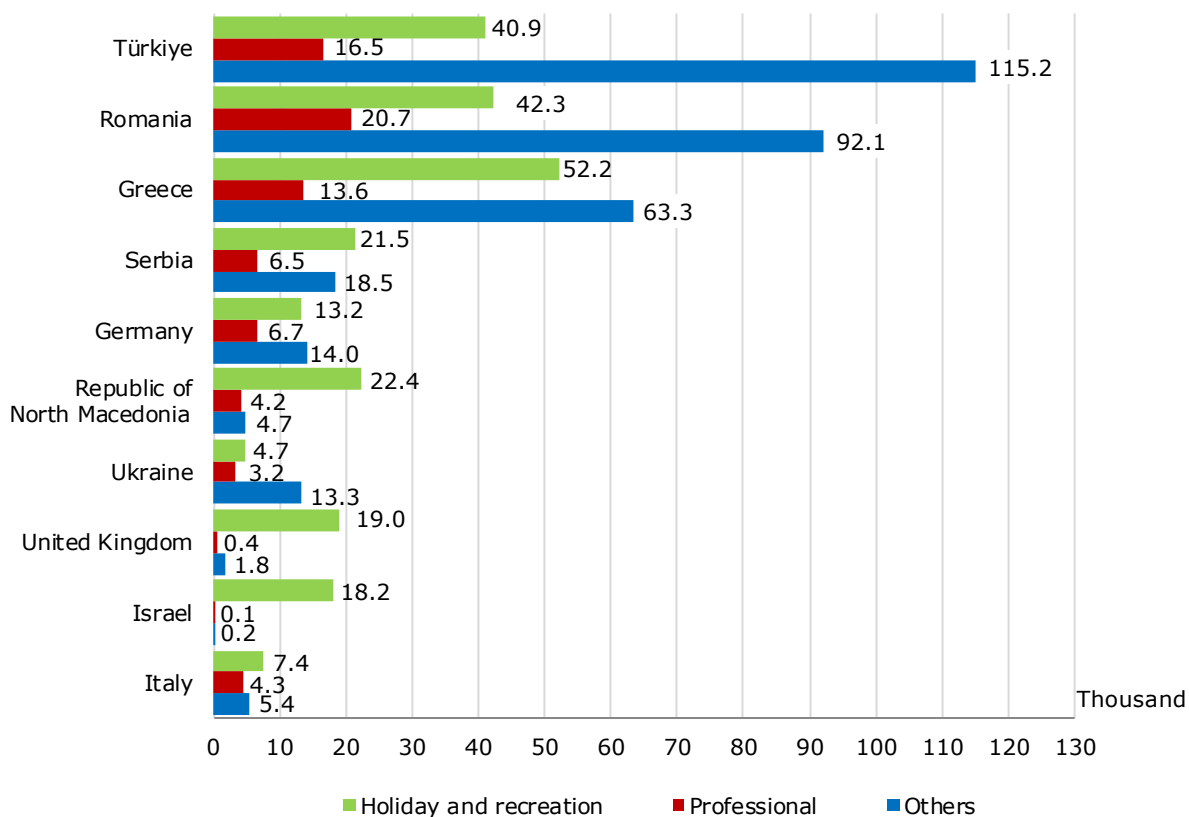
The share of visits of EU citizens was 54.1% of the total number of non-residents' visits to Bulgaria and reached 415.7 thousand, the largest being by visitors from Romania - 37.3%, and Greece - 31.1%.

The visits of non-residents in the group 'Other European countries'<sup>1</sup> were 298.9 thousand, or 38.9% of all visits to Bulgaria. The highest registered number of visits was from Türkiye - 172.6 thousand, or 57.7% in this group.

Most visits to Bulgaria were from: Türkiye - 172.6 thousand, Romania - 155.1 thousand, Greece - 129.1 thousand, Serbia - 46.5 thousand, Germany - 33.9 thousand, Republic of North Macedonia - 31.3 thousand, Ukraine - 21.2 thousand, the United Kingdom - 21.2 thousand, Israel - 18.5 thousand, Italy - 17.1 thousand (Figure 5).

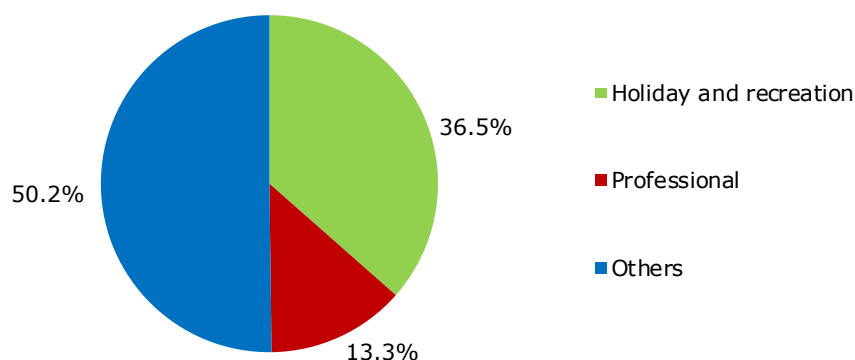
<sup>1</sup> Group 'Other European countries' includes countries in Europe outside the EU.

**Figure 5. Countries with the highest total number of visits to Bulgaria,  
by purpose of travel, in March 2025**



The predominant share of the visits was with other purposes - 50.2%, followed by trips with holiday and recreation purposes - 36.5%, and with professional purposes - 13.3% (Figure 6).

**Figure 6. Structure of visits of non-residents to Bulgaria by purpose  
in March 2025**



### **Methodological notes**

The definitions recommended by the World Tourist Organization and the Methodological manual for tourism by Eurostat are applied by the National Statistical Institute.

In accordance with these definitions, **an international tourist** is any person who travels to a country other than his/her permanent residence for less than a year and whose main purpose is not doing any activity for payment in the place visited.

**The purposes of visiting** a country are the following:

- Excursion and holiday;
- Professional purposes (business trips, participation in conferences, congresses, concluding deals, etc.);
- Other (as a guest, education and visiting cultural and sports events, etc.) purposes.

Statistical data on the trips of Bulgarian residents travelling abroad and visits by non-residents to Bulgaria are obtained on the basis of monthly information received from the Ministry of Interior and a sample survey of the National Statistical Institute among residents and non-residents passing through border checkpoints.

Data on the number of trips of the citizens of the European Union are estimated on the basis of the information obtained from the Ministry of Interior and the airport authorities. Data on the number of citizens from 'third countries' are obtained directly from the Ministry of Interior.

Data on the purposes of the trips are obtained on the basis of the NSI's regular monthly sample survey of passing residents and non-residents through the border checkpoints.

**TRIPS OF BULGARIAN RESIDENTS ABROAD AND ARRIVALS OF VISITORS FROM  
ABROAD TO BULGARIA IN MARCH 2025**

**Annex**

**Table 1**

**Trips of Bulgarian residents abroad by purpose of visit and  
by country of destination in March 2025**

(Number)

Country of destination	Total	Purpose of visit		
		Holiday and recreation	Professional	Others
<b>Total</b>	<b>739450</b>	<b>240461</b>	<b>130001</b>	<b>368988</b>
<b>EU</b>	<b>400530</b>	<b>178759</b>	<b>74276</b>	<b>147495</b>
Austria	25106	7494	5492	12120
Belgium	14595	2766	2591	9238
Croatia	3984	1992	411	1581
Cyprus	579	257	134	188
Czechia	13744	5345	2985	5414
Denmark	3334	702	1404	1228
Finland	696	408	288	-
France	21036	10896	2349	7791
Germany	34767	11383	8584	14800
Greece	131836	73141	20628	38067
Hungary	5604	1645	1307	2652
Ireland	775	323	178	274
Italy	22203	12334	1410	8459
Malta	1350	810	232	308
Netherlands	8205	1578	2524	4103
Poland	7202	2251	1696	3255
Portugal	1944	1103	216	625
Romania	79712	30528	17144	32040
Slovakia	1878	1095	576	207
Slovenia	2382	1011	568	803
Spain	16763	10377	3184	3202
Sweden	1996	1097	226	673
Other EU countries	839	223	149	467
<b>Other European countries</b>	<b>325949</b>	<b>55683</b>	<b>51740</b>	<b>218526</b>
Norway	829	621	110	98
Republic of North Macedonia	35164	9590	12841	12733
Russian Federation	684	173	-	511
Serbia	58459	9314	12329	36816
Switzerland	1771	885	483	403
Türkiye	212160	31008	21216	159936
Ukraine	238	-	123	115
United Kingdom	16644	4092	4638	7914
<b>Other countries</b>	<b>981</b>	<b>248</b>	<b>304</b>	<b>429</b>
Canada	310	106	103	101
Israel	140	11	37	92
USA	531	131	164	236
<b>Rest of the world</b>	<b>11990</b>	<b>5771</b>	<b>3681</b>	<b>2538</b>

‘-’ no case registered.

**TRIPS OF BULGARIAN RESIDENTS ABROAD AND ARRIVALS OF VISITORS FROM  
ABROAD TO BULGARIA IN MARCH 2025**

**Table 2**  
**Arrivals of visitors from abroad to Bulgaria by purpose of visit and  
by country of origin in March 2025**

(Number)

Country of origin	Total	Purpose of visit		
		Holiday and recreation	Professional	Others
<b>Total</b>	<b>767741</b>	<b>280209</b>	<b>101790</b>	<b>385742</b>
<b>EU</b>	<b>415721</b>	<b>140736</b>	<b>63711</b>	<b>211274</b>
Austria	7939	1353	1529	5057
Belgium	4904	1078	916	2910
Croatia	2674	764	306	1604
Cyprus	2019	1514	505	-
Czechia	4577	1090	881	2606
Denmark	1358	440	384	534
Finland	757	525	125	107
France	7703	2801	1050	3852
Germany	33854	13174	6644	14036
Greece	129140	52239	13623	63278
Hungary	4345	931	527	2887
Ireland	4909	2008	1349	1552
Italy	17063	7400	4233	5430
Malta	876	553	148	175
Netherlands	5912	1043	2642	2227
Poland	13472	3127	3900	6445
Portugal	1744	949	222	573
Romania	155071	42292	20649	92130
Slovakia	2486	1243	245	998
Slovenia	1595	801	214	580
Spain	8875	3226	2219	3430
Sweden	2417	1597	314	506
Other EU countries	2031	588	1086	357
<b>Other European countries</b>	<b>298885</b>	<b>110868</b>	<b>32383</b>	<b>155634</b>
Norway	826	413	205	208
Republic of North Macedonia	31323	22378	4239	4706
Russian Federation	3179	1356	358	1465
Serbia	46455	21466	6543	18446
Switzerland	2163	721	891	551
Türkiye	172590	40893	16537	115160
Ukraine	21186	4661	3239	13286
United Kingdom	21163	18980	371	1812
<b>Other countries</b>	<b>22211</b>	<b>20748</b>	<b>339</b>	<b>1124</b>
Canada	472	375	10	87
Israel	18479	18186	132	161
Japan	281	236	17	28
USA	2979	1951	180	848
<b>Rest of the world</b>	<b>30924</b>	<b>7857</b>	<b>5357</b>	<b>17710</b>

‘-’ no case registered.