



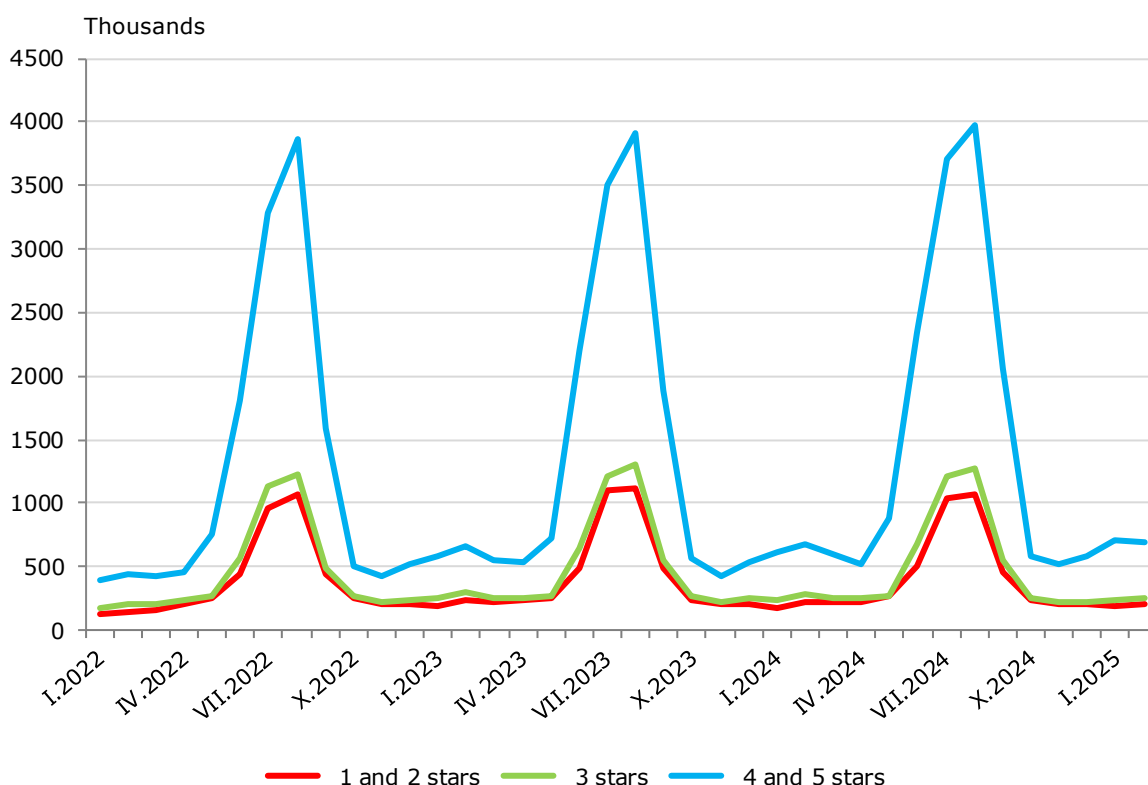
ACTIVITY OF ACCOMMODATION ESTABLISHMENTS IN FEBRUARY 2025

In February 2025, 2 191 accommodation establishments - hotels, motels, camping sites, mountain chalets and other establishments for short-term accommodation, with 10 or more bed-places, functioned in the country (Annex, Table 1), with 64.6 thousand rooms and 134.3 thousand bed-places in them. In comparison with the same month of the previous year, the number of accommodation establishments increased by 0.6%, and the bed-places in them - by 4.6%.

The total number of nights spent was 1 158.0 thousand, or 2.0% less in comparison to a year earlier. The nights spent by Bulgarian residents were 705.6 thousand and by non-residents - 452.4 thousand.

In 4 and 5-star accommodation establishments were realized 78.8% of all nights spent by non-residents and 47.7% by Bulgarian residents. In 3 stars were spent 16.2% of all nights by non-residents and 25.8% by Bulgarian residents, while in 1 and 2 stars, they were 5.0% and 26.5%, respectively (Figure 1).

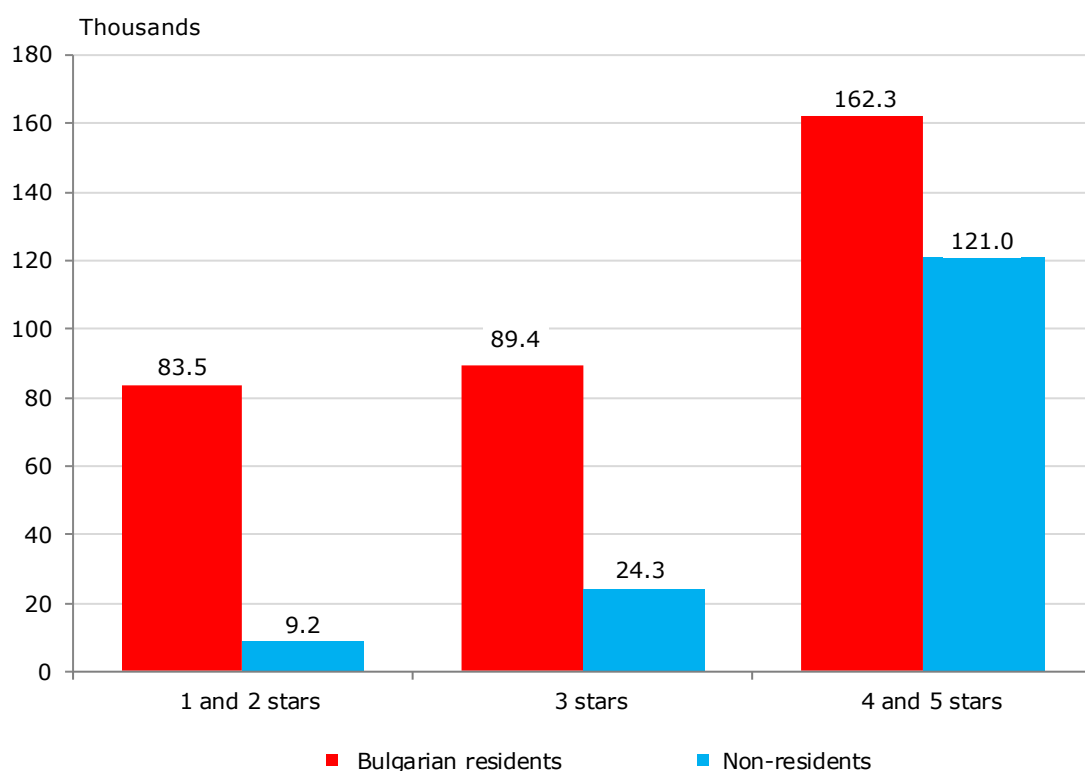
**Figure 1. Nights spent in accommodation establishments by categories
and by months**



ACTIVITY OF ACCOMMODATION ESTABLISHMENTS IN FEBRUARY 2025

The number of arrivals¹ increased by 2.0% compared to the same month in 2024 and reached 489.7 thousand, as an increase by 9.1% for non-residents, and a decrease by 1.0% for Bulgarian residents was reported. The Bulgarian residents were 335.2 thousand and spent 2.1 nights on average. The arrivals of non-residents were 154.5 thousand, and had 2.9 nights on average, as 78.3% of them spent nights in accommodation establishments with 4 and 5 stars (Figure 2).

**Figure 2. Arrivals in accommodation establishments by categories
in February 2025**

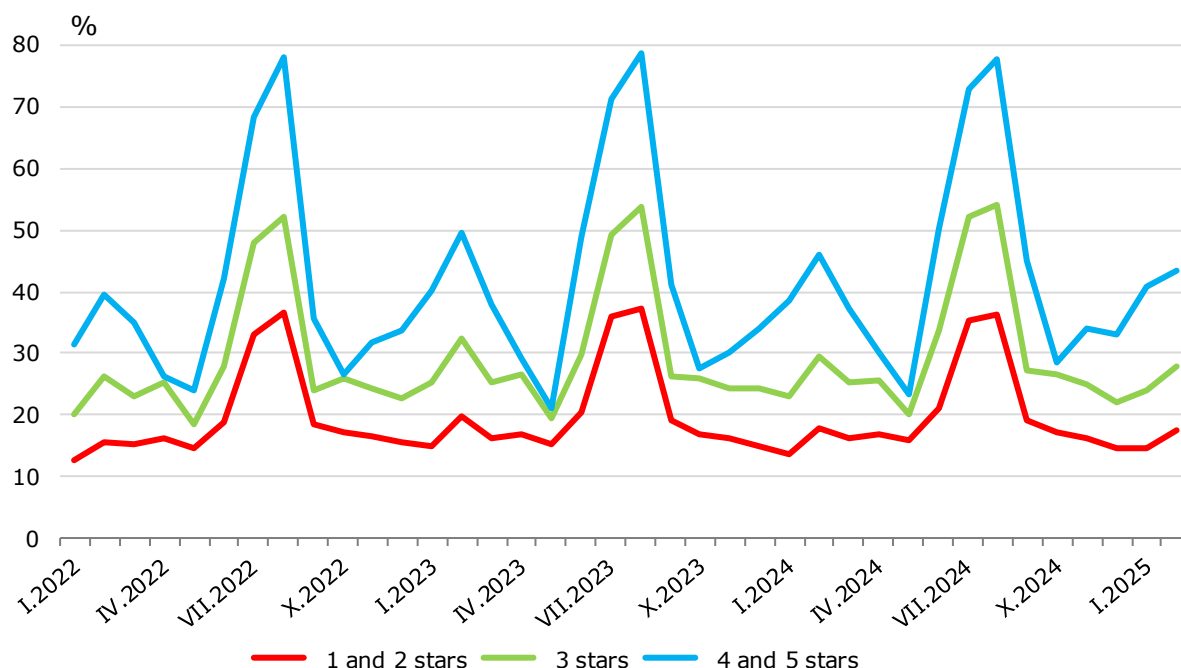


The total occupancy of the bed-places was 31.2% and decreased by 1.0 percentage point compared to a year earlier. The highest occupancy of the bed-places was in 4 and 5-star accommodation establishments - 43.3%, followed by those with 3 stars - 27.9%, and with 1 and 2 stars - 17.5% (Figure 3).

¹ According to instructions from Eurostat, the refugees from Ukraine are not included in the survey.

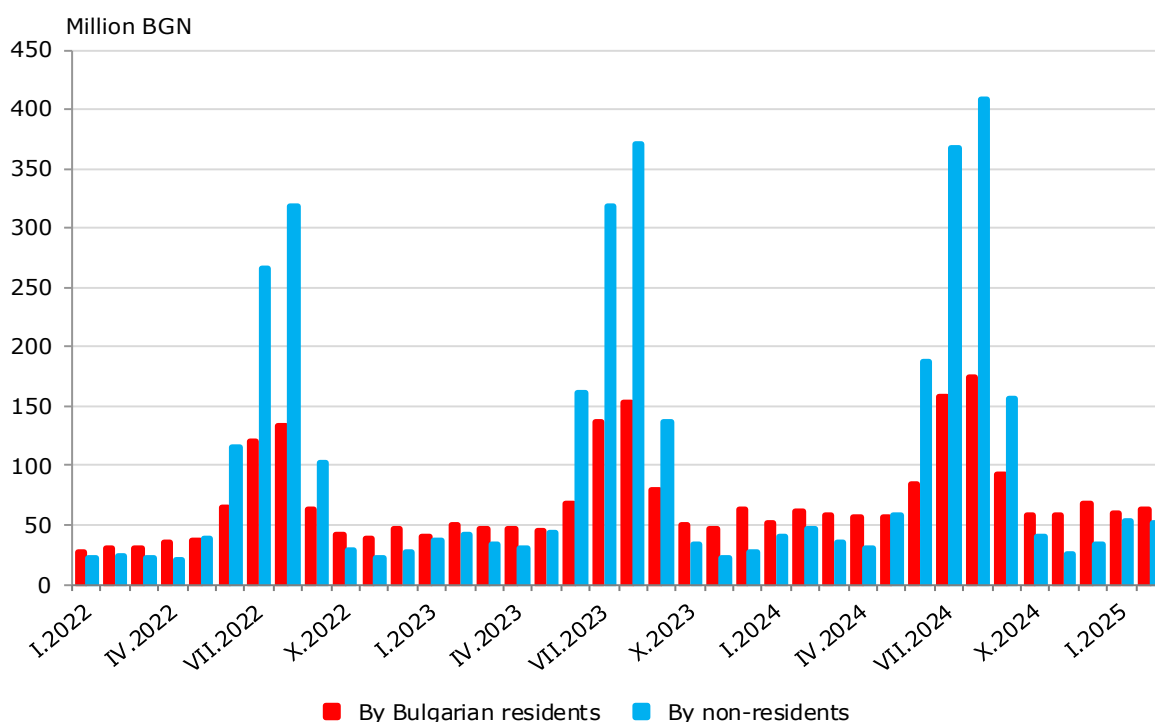
ACTIVITY OF ACCOMMODATION ESTABLISHMENTS IN FEBRUARY 2025

**Figure 3. Occupation of the bed-places in accommodation establishments
by categories and by months**



The total revenues from nights spent increased by 7.7%, compared to the same month of the previous year, and reached 115.2 million BGN, as 63.7 million BGN were from Bulgarian residents and 51.5 million BGN from non-residents (Figure 4).

**Figure 4. Revenues from nights spent in accommodation
establishments by months**



ACTIVITY OF ACCOMMODATION ESTABLISHMENTS IN FEBRUARY 2025

Methodological notes

Since 2012, the statistical survey on **accommodation establishments** has been carried out monthly in compliance with the Regulation 692/2011 of the European Parliament and of the Council concerning European statistics on tourism and the Regulation 1051/2011 of the Commission implementing Regulation 692/2011 of the European Parliament and of the Council concerning European statistics on tourism, as regards the structure of the quality reports and the transmission of the data.

All categorized hotels, camping sites and other types of accommodation establishments with 10 or more bed-places in use during the reporting period are included in the observation.

The indicator **other accommodation establishments** includes holiday settlements, hostels, guest houses, bungalows, rest houses, mountain chalets, private rooms and flats and other establishments for short accommodation.

Available Bed Capacity is the maximum number of bed-places, offered for each day of the reference month.

The **revenues from nights spent** in accommodation establishments include the sums paid by the guests, without the extra services.

**ACTIVITY OF ACCOMMODATION ESTABLISHMENTS
IN FEBRUARY 2025**

Annex

Table 1

Activity of accommodation establishments in February 2025¹

Districts	Establishments - in numbers	Bed-places - in numbers	Available bed-nights - in numbers	Nights spent - in numbers		Arrivals in accommodation establishments - in numbers		Revenues from nights spent - Thousand BGN	
				Total	Of which: By non-residents	Total	Of which: Non-residents	Total	Of which: By non-residents
Total	2191	134326	3716267	1157980	452385	489662	154492	115205	51546
Blagoevgrad	222	18656	516623	240557	150437	79464	40298	28412	17768
Burgas	77	6263	171152	31504	4284	16706	2326	2390	423
Varna	121	11238	314384	53602	26026	24333	8272	4568	2427
Veliko Tarnovo	137	4965	139020	16804	2249	10365	1374	1095	177
Vidin	23	857	22676	3239	462	2248	353	209	32
Vratsa	38	1332	35705	6888	840	2953	255	345	52
Gabrovo	62	3008	84224	10273	725	5267	278	637	70
Dobrich	44	4429	124012	19301	6123	8049	2578	3164	1310
Kardzhali	57	1849	50880	5698	528	3354	347	401	38
Kyustendil	81	3041	85036	18391	1056	10435	522	1581	119
Lovech	102	3963	108681	19458	836	9200	281	1736	55
Montana	29	1391	38780	5026	195	2802	114	325	15
Pazardzhik	113	7831	221394	93129	2704	43451	1077	9145	313
Pernik	8	415	11620	2998	562	1561	218	193	44
Pleven	29	1551	43428	7959	1713	4120	652	505	125
Plovdiv	212	12690	355320	114218	18451	58895	9962	10160	1651
Razgrad	16	566	15848	3254	576	1196	158	191	41
Ruse	56	2280	63840	10784	2545	5731	1383	744	224
Silistra	23	762	21336	2136	402	1444	188	149	30
Sliven	45	1537	40869	6438	2068	3480	419	537	226
Smolyan	180	9187	256956	125327	31809	37044	6705	10412	2903
Sofia	88	7219	200395	122351	77992	37329	19966	14216	9761
Sofia (stolitsa)	180	17130	470755	158104	100405	80189	46714	17483	12435
Stara Zagora	62	5267	135848	47421	4735	20800	1140	4359	294
Targovishte	15	645	18060	2307	312	1455	171	158	31
Haskovo	92	4101	109141	23400	13011	13512	8186	1613	879
Shumen	62	1461	40908	4714	716	2764	320	310	62
Yambol	17	692	19376	2699	623	1515	235	167	41

¹ In use.