

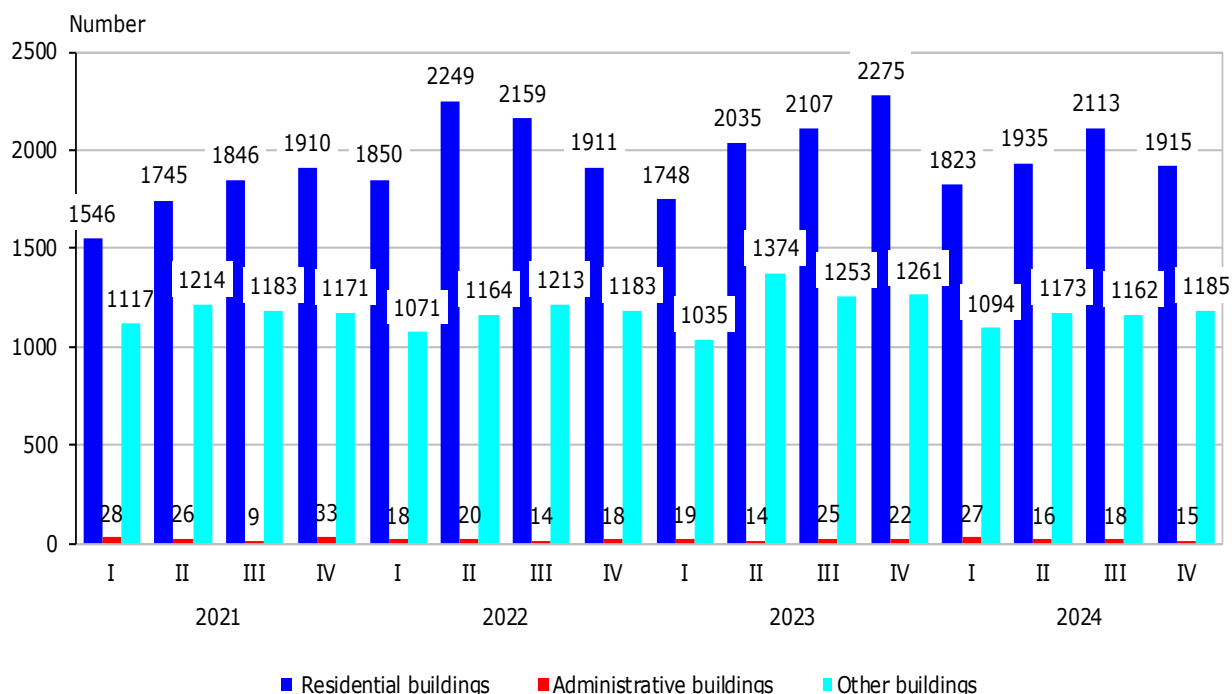


## BUILDING PERMITS, ISSUED AND CONSTRUCTION OF NEW BUILDINGS STARTED IN THE FOURTH QUARTER OF 2024

In the fourth quarter of 2024, the municipal authorities issued **building permits** for the construction of 1 915 residential buildings with 9 861 dwellings and 1 103 580 sq. m gross building area, 15 administrative buildings/offices with 34 929 sq. m gross building area and 1 185 other buildings with 628 133 sq. m gross building area.

As compared to the previous quarter, the issued building permits for residential buildings decreased by 9.4%, and the gross building area - by 1.0%, but their dwellings increased by 7.0%. Building permits issued for administrative buildings have shown a decrease of 16.7% and their gross building area - of 42.3%. Issued building permits for other buildings went up by 2.0%, as well as their gross building area - by 9.7%.

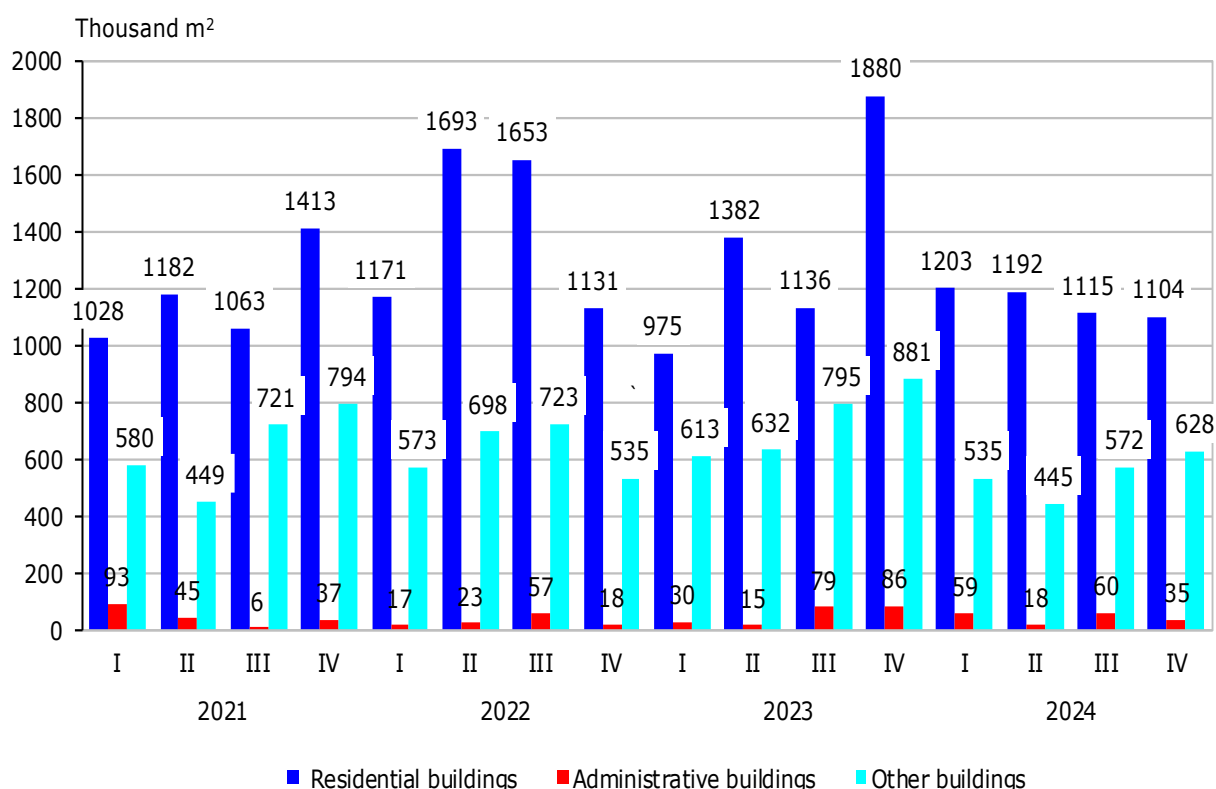
**Figure 1. Building permits, issued for the construction of new buildings by type and by quarter**



## BUILDING PERMITS, ISSUED AND CONSTRUCTION OF NEW BUILDINGS STARTED IN THE FOURTH QUARTER OF 2024

As compared to the fourth quarter of 2023, the issued building permits for new residential buildings decreased by 15.8%, their dwellings and the gross building area - both by 41.3%. The issued building permits for administrative buildings and their gross building area decreased by 31.8% and by 59.5%, respectively. The issued building permits for other buildings fell by 6.0%, as did their gross building area - by 28.7%.

**Figure 2. Building permits, issued for construction - gross building area  
by type of buildings and quarter**



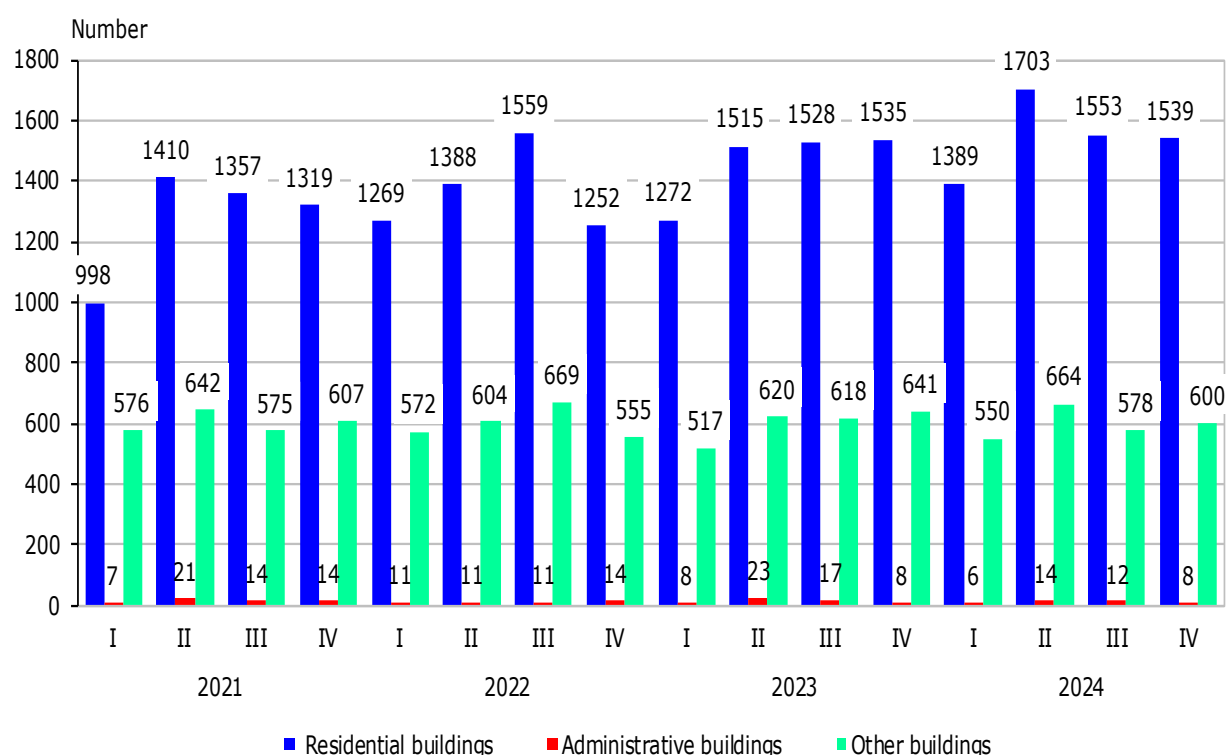
The highest number of building permits for new residential buildings was issued in the following districts: Plovdiv - 340, Sofia (stolitsa) - 247, Varna - 173, Burgas - 161, and Sofia - 140. Most dwellings are to be built in the districts: Sofia (stolitsa) - 2 539, Plovdiv - 2 309, Burgas - 1 202, Varna - 1 188, and Stara Zagora - 380 (Annex, Table 1).

## BUILDING PERMITS, ISSUED AND CONSTRUCTION OF NEW BUILDINGS STARTED IN THE FOURTH QUARTER OF 2024

In the fourth quarter of 2024, **the construction** of 1 539 residential buildings with 8 601 dwellings and 956 979 sq. m gross building area, 8 administrative buildings with 6 114 sq. m gross building area and 600 other buildings with 373 504 sq. m gross building area **began**.

As compared to the previous quarter, the started residential buildings decreased by 0.9%, but their dwellings increased by 28.2%, and the gross building area - by 2.3%. The started administrative buildings and their gross building area registered a drop of 33.3% and 72.2%, respectively. The started other buildings rose by 3.8%, but with 14.9% less gross building area.

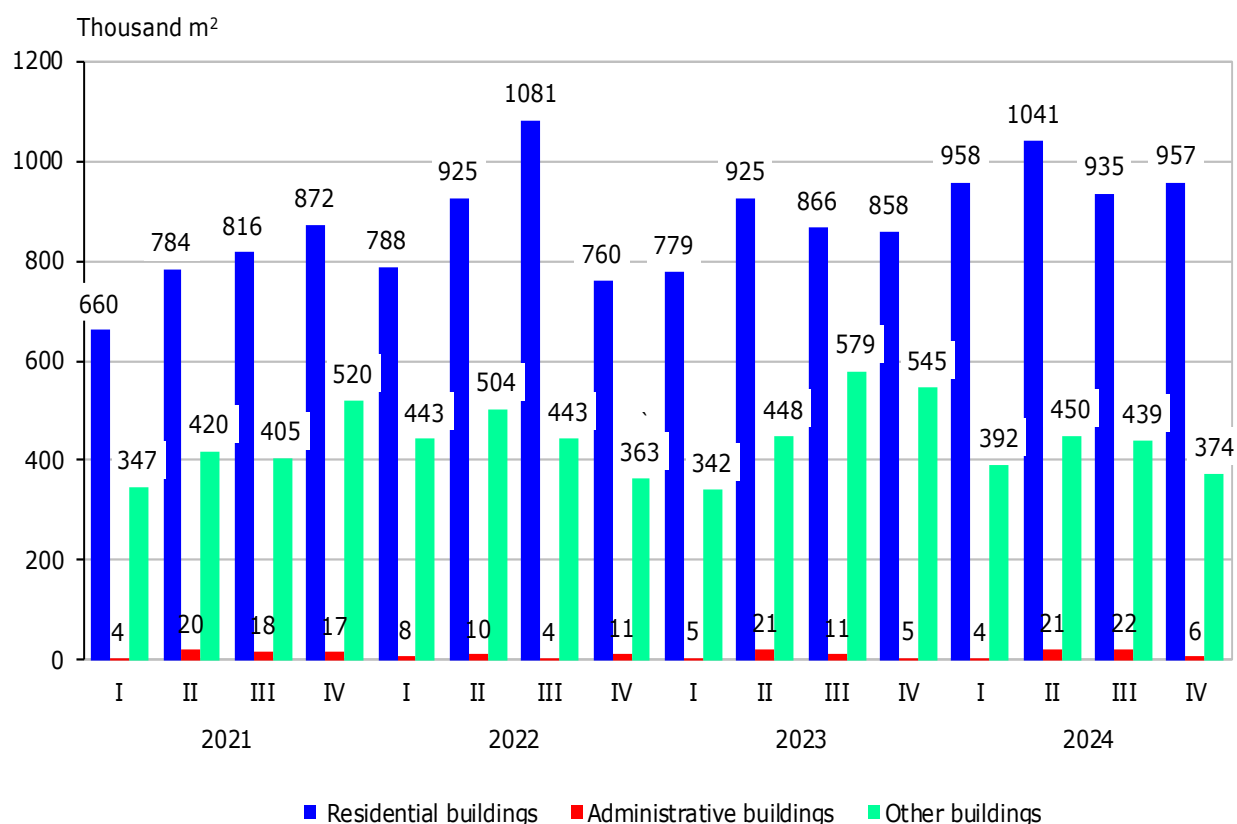
**Figure 3. Started construction of new buildings by type and by quarter**



As compared to the fourth quarter of 2023, the number of started new residential buildings increased by 0.3%, their dwellings - by 16.5%, and the gross building area - by 11.6%. The number of started administrative buildings was unchanged, but their gross building area went up by 17.3%. The started other buildings reduced by 6.4% and their gross building area - by 31.5%.

# BUILDING PERMITS, ISSUED AND CONSTRUCTION OF NEW BUILDINGS STARTED IN THE FOURTH QUARTER OF 2024

**Figure 4. Started construction - gross building area by type of buildings and by quarter**



The construction of the highest number of new buildings was started in the following districts: Plovdiv - 245 residential buildings and 80 other buildings; Burgas - 226 residential buildings and 42 other buildings; Sofia (stolitsa) - 212 residential buildings and 13 other buildings (Annex, Table 2).

## **BUILDING PERMITS, ISSUED AND CONSTRUCTION OF NEW BUILDINGS STARTED IN THE FOURTH QUARTER OF 2024**

---

### **Methodological notes**

The quarterly statistical survey of permits issued for construction collects information about building permits issued by municipal authorities as well as for the started construction of new buildings according to their type and gross building area. This information may be used as an indicator of the future construction activity of enterprises in the country.

**Types of buildings** are classified according to the Classification of types of construction (CC) and are divided into:

- Residential - buildings for which the useful floor area is mostly used for permanent residential habitation.
- Non-residential - buildings for various purposes, including:
  - administrative - offices and buildings for administrative work of departments and other organizations and associations (representative buildings - banks, post offices, government department offices, conference and congress centres, low courts, municipalities);
  - other buildings - buildings used for different activities: production, trade, transport, education, culture, sports, agriculture, health, recreation and facilities for a short stay (hotels, motels, rest houses, huts and others).

**Gross building area** - a sum of all floors' areas in external dimensions.

**BUILDING PERMITS, ISSUED AND CONSTRUCTION OF NEW BUILDINGS  
STARTED IN THE FOURTH QUARTER OF 2024**

**Annex**

**Table 1**

**Building permits, issued for the construction of new buildings in the fourth  
quarter of 2024**

Districts	Residential buildings			Administrative buildings		Other buildings	
	Number	Number of dwellings	Gross building area - sq. m	Number	Gross building area - sq. m	Number	Gross building area - sq. m
<b>Total</b>	<b>1915</b>	<b>9861</b>	<b>1103580</b>	<b>15</b>	<b>34929</b>	<b>1185</b>	<b>628133</b>
Blagoevgrad	113	322	39638	..	..	46	33930
Burgas	161	1202	137380	-	-	52	75001
Varna	173	1188	136201	..	..	75	75459
Veliko Tarnovo	34	88	9036	-	-	45	36526
Vidin	6	8	456	-	-	7	3521
Vratsa	23	29	4140	..	..	14	25603
Gabrovo	22	64	8319	..	..	15	9121
Dobrich	46	51	10721	-	-	21	6153
Kardzhali	52	260	29282	-	-	11	24491
Kyustendil	23	49	7346	-	-	37	4681
Lovech	68	68	8030	-	-	19	8181
Montana	7	7	1046	-	-	11	13522
Pazardzhik	62	168	18829	-	-	45	26711
Pernik	61	145	19471	-	-	57	5610
Pleven	30	112	11699	..	..	48	11653
Plovdiv	340	2309	241295	..	..	138	65491
Razgrad	23	93	11921	-	-	24	4195
Ruse	27	58	10406	-	-	53	22445
Silistra	5	5	648	-	-	31	6889
Sliven	20	82	8429	-	-	25	9777
Smolyan	13	15	2224	-	-	19	2289
Sofia	140	171	28192	..	..	57	30470
Sofia (stolitsa)	247	2539	263833	6	31175	24	20820
Stara Zagora	100	380	45777	-	-	128	34042
Targovishte	15	73	6258	-	-	17	5272
Haskovo	59	255	27831	-	-	51	25321
Shumen	21	56	8326	-	-	72	27409
Yambol	24	64	6846	-	-	43	13550

‘..’ - Confidential data.

‘-’ - No case.

**BUILDING PERMITS, ISSUED AND CONSTRUCTION OF NEW BUILDINGS  
STARTED IN THE FOURTH QUARTER OF 2024**

**Table 2**

**Building construction started in the fourth quarter of 2024**

Districts	Residential buildings			Administrative buildings		Other buildings	
	Number	Number of dwellings	Gross building area - sq. m	Number	Gross building area - sq. m	Number	Gross building area - sq. m
<b>Total</b>	<b>1539</b>	<b>8601</b>	<b>956979</b>	<b>8</b>	<b>6114</b>	<b>600</b>	<b>373504</b>
Blagoevgrad	71	297	34318	-	0	31	26796
Burgas	226	1530	164131	-	-	42	29292
Varna	154	796	91839	-	-	23	24202
Veliko Tarnovo	30	104	12228	-	-	27	17224
Vidin	3	3	495	-	-	-	-
Vratsa	4	4	1093	-	-	3	8115
Gabrovo	23	23	3964	-	-	13	5944
Dobrich	25	41	7123	-	-	3	7556
Kardzhali	19	112	15537	..	..	11	4568
Kyustendil	16	16	2714	-	-	21	4331
Lovech	11	14	2284	-	-	11	6814
Montana	8	39	4585	..	..	..	..
Pazardzhik	52	151	13306	..	..	32	16439
Pernik	44	162	18695	-	-	12	3030
Pleven	8	30	3222	-	-	18	1593
Plovdiv	245	1541	166006	..	..	80	64428
Razgrad	16	76	11827	-	-	5	1129
Ruse	21	54	8278	-	-	20	10227
Silistra	7	7	1371	..	..	20	5357
Sliven	16	25	4683	-	-	4	2317
Smolyan	8	8	1286	-	-	4	430
Sofia	132	175	27111	-	-	40	16332
Sofia (stolitsa)	212	2581	278678	..	..	13	32358
Stara Zagora	100	366	33764	-	-	110	49967
Targovishte	5	26	1843	-	-	..	..
Haskovo	51	296	33291	-	-	21	14274
Shumen	14	61	6130	..	..	21	13477
Yambol	18	63	7177	-	-	10	6071

‘.’ - Confidential data.

‘-’ - No case.