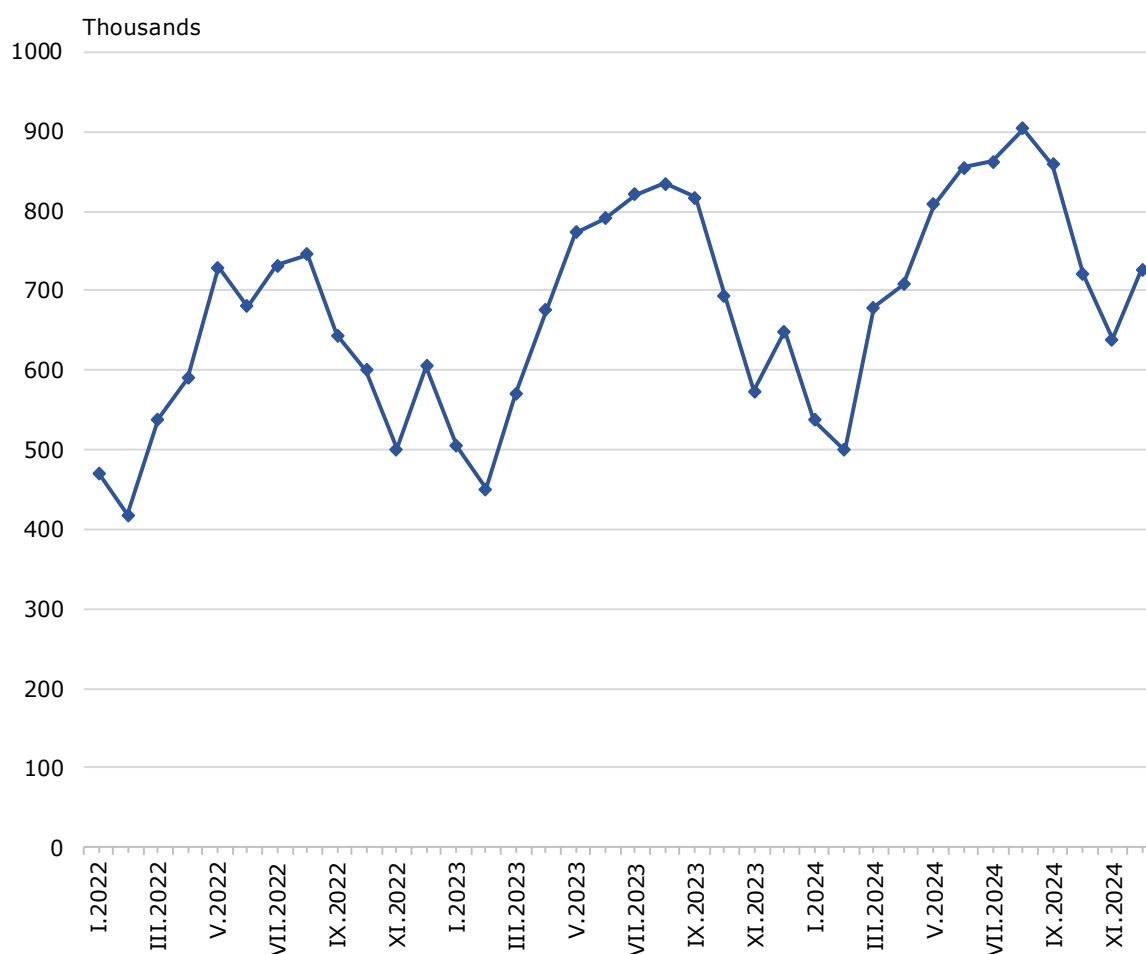




TRIPS OF BULGARIAN RESIDENTS ABROAD AND ARRIVALS OF VISITORS FROM ABROAD TO BULGARIA IN DECEMBER 2024

In December 2024, **the number of trips of Bulgarian residents abroad** was 727.2 thousand (Annex, Table 1), or 12.0% above the registered in December 2023 (Figure 1). An increase in the trips with all observed purposes was registered.

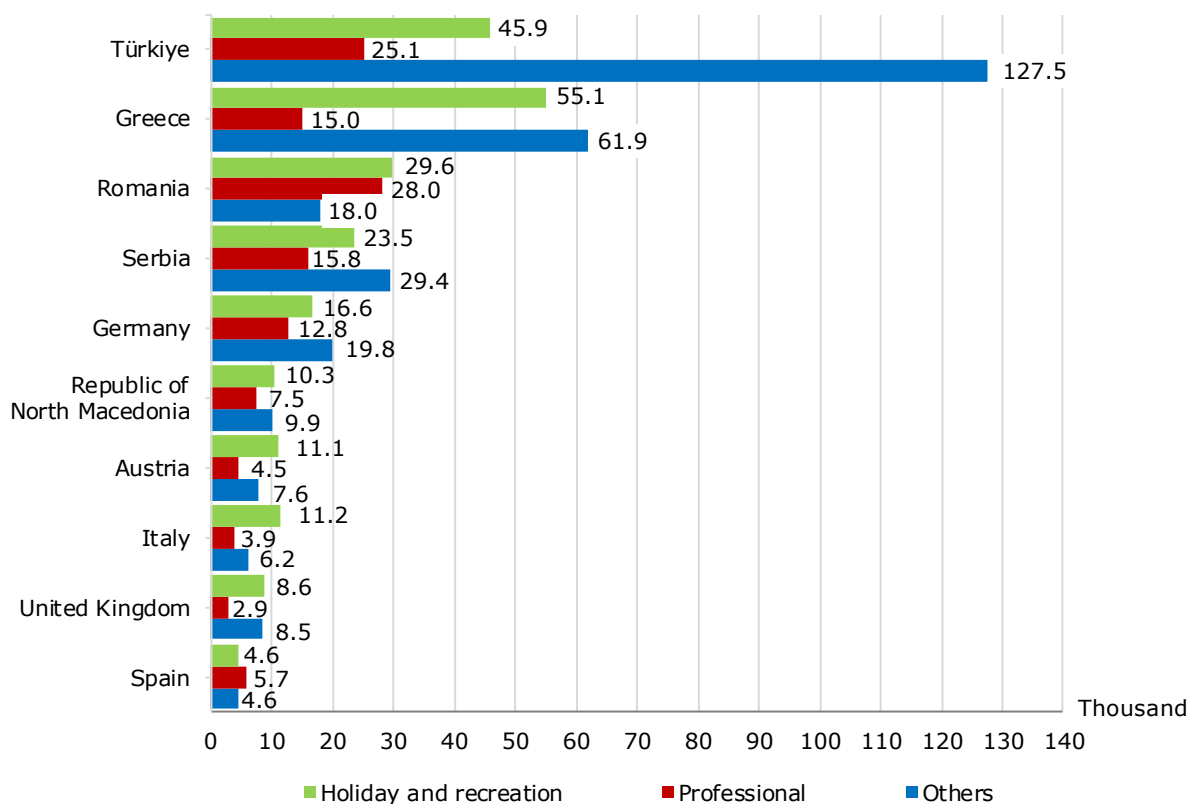
Figure 1. Trips of Bulgarian residents abroad by months



Most trips of Bulgarian residents were made to: Türkiye - 198.5 thousand, Greece - 132.0 thousand, Romania - 75.6 thousand, Serbia - 68.7 thousand, Germany - 49.2 thousand, Republic of North Macedonia - 27.7 thousand, Austria - 23.2 thousand, Italy - 21.3 thousand, the United Kingdom - 20.0 thousand, Spain - 14.9 thousand (Figure 2).

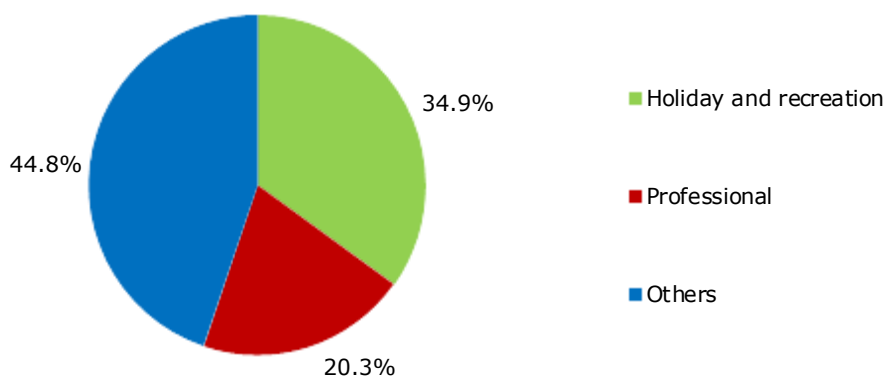
TRIPS OF BULGARIAN RESIDENTS ABROAD AND ARRIVALS OF VISITORS FROM ABROAD TO BULGARIA IN DECEMBER 2024

Figure 2. Most visited countries by Bulgarian citizens, by purpose of travel, in December 2024



The trips with other purposes formed the greatest share of the total number of trips of Bulgarian residents abroad - 44.8%, followed by those with holiday and recreation purposes - 34.9%, and with professional purposes - 20.3% (Figure 3).

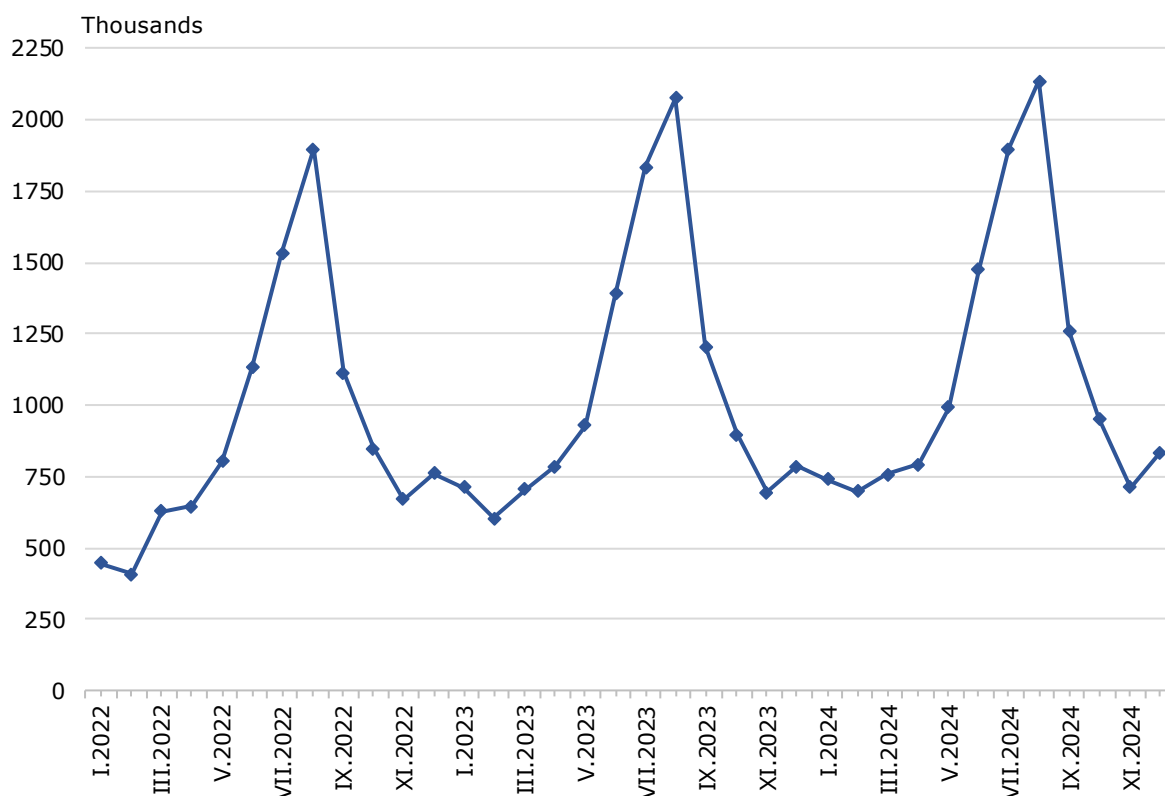
Figure 3. Structure of the trips of Bulgarian residents abroad by purpose of visit in December 2024



TRIPS OF BULGARIAN RESIDENTS ABROAD AND ARRIVALS OF VISITORS FROM ABROAD TO BULGARIA IN DECEMBER 2024

In December 2024, **the number of visits of non-residents to Bulgaria** was 833.3 thousand (Annex, Table 2), or 6.1% more in comparison with the same month of the previous year (Figure 4). An increase was registered in the trips with holiday and recreation purposes - by 20.0%, and with professional purposes - by 7.7%, while those with other purposes decreased by 1.3%. Transit passes through the country were 35.5% (295.9 thousand) of all visits of non-residents to Bulgaria.

Figure 4. Arrivals of visitors from abroad to Bulgaria by months



The share of visits of EU citizens was 54.7% of the total number of non-residents' visits to Bulgaria and reached 455.6 thousand, the largest being by visitors from Romania - 35.6%, and Greece - 29.5%.

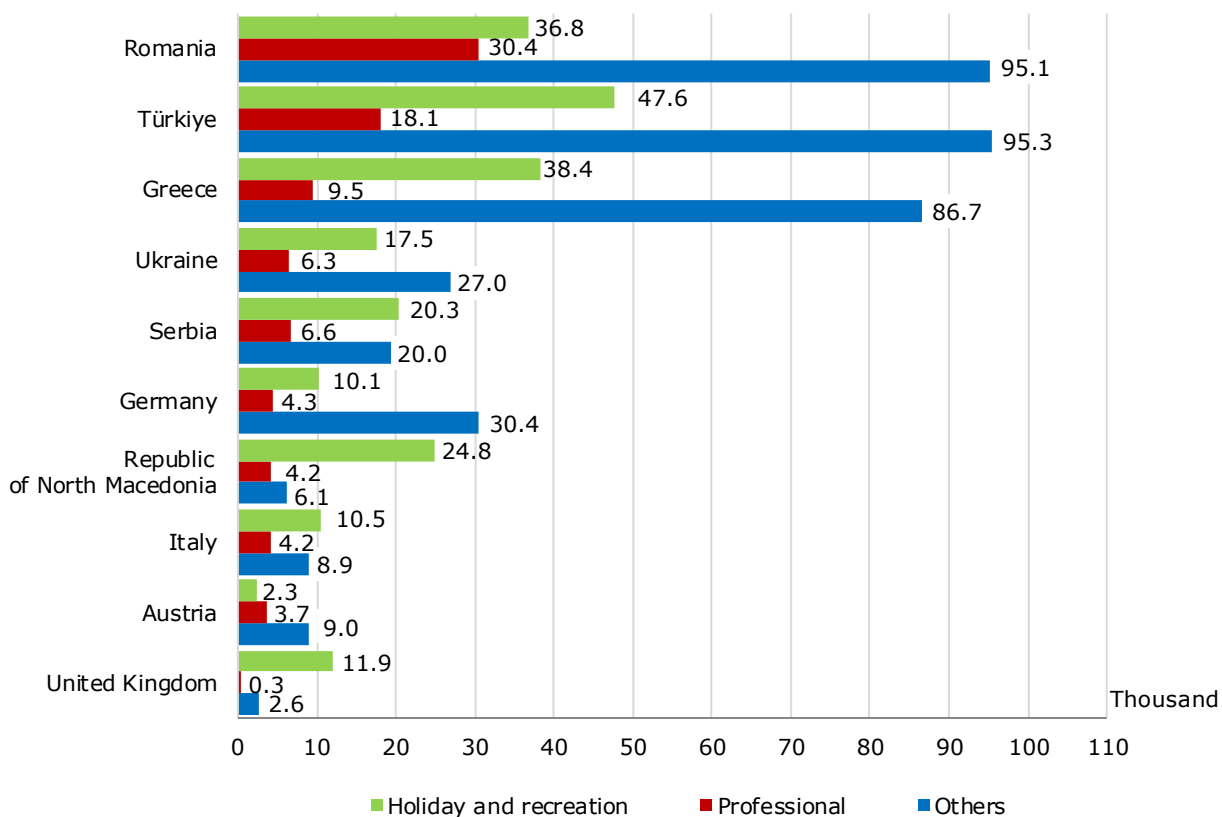
The visits of non-residents in the group 'Other European countries'¹ were 315.1 thousand, or 37.8% of all visits to Bulgaria. The highest registered number of visits was from Türkiye - 161.0 thousand, or 51.1% in this group.

Most visits to Bulgaria were from: Romania - 162.3 thousand, Türkiye - 161.0 thousand, Greece - 134.6 thousand, Ukraine - 50.8 thousand, Serbia - 46.9 thousand, Germany - 44.8 thousand, Republic of North Macedonia - 35.1 thousand, Italy - 23.6 thousand, Austria - 15.0 thousand, the United Kingdom - 14.8 thousand (Figure 5).

¹ Group 'Other European countries' includes countries in Europe outside the EU.

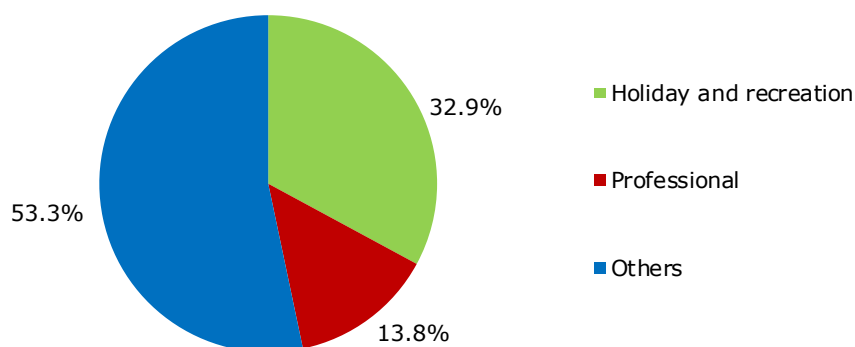
TRIPS OF BULGARIAN RESIDENTS ABROAD AND ARRIVALS OF VISITORS FROM ABROAD TO BULGARIA IN DECEMBER 2024

Figure 5. Countries with the highest total number of visits to Bulgaria, by purpose of travel, in December 2024



The predominant share of the visits was with other purposes - 53.3%, followed by trips with holiday and recreation purposes - 32.9%, and with professional purposes - 13.8% (Figure 6).

Figure 6. Structure of visits of non-residents to Bulgaria by purpose in December 2024



Methodological notes

The definitions recommended by the World Tourist Organization and the Methodological manual for tourism by Eurostat are applied by the National Statistical Institute.

In accordance with these definitions, **an international tourist** is any person who travels to a country other than his/her permanent residence for less than a year and whose main purpose is not doing any activity for payment in the place visited.

The purposes of visiting a country are the following:

- Excursion and holiday;
- Professional purposes (business trips, participation in conferences, congresses, concluding deals, etc.);
- Other (as a guest, education and visiting cultural and sports events, etc.) purposes.

Statistical data on the trips of Bulgarian residents travelling abroad and visits by non-residents to Bulgaria are obtained on the basis of monthly information received from the Ministry of Interior and a sample survey of the National Statistical Institute among residents and non-residents passing through border checkpoints.

Data on the number of trips of the citizens of the European Union are estimated on the basis of the information obtained from the Ministry of Interior and the airport authorities. Data on the number of citizens from 'third countries' are obtained directly from the Ministry of Interior.

Data on the purposes of the trips are obtained on the basis of the NSI's regular monthly sample survey of passing residents and non-residents through the border checkpoints.

**TRIPS OF BULGARIAN RESIDENTS ABROAD AND ARRIVALS OF VISITORS FROM
ABROAD TO BULGARIA IN DECEMBER 2024**

Annex

Table 1

**Trips of Bulgarian residents abroad by purpose of visit and
by country of destination in December 2024**

(Number)

Country of destination	Total	Purpose of visit		
		Holiday and recreation	Professional	Others
Total	727165	253602	147609	325954
EU	393458	156079	90677	146702
Austria	23229	11072	4559	7598
Belgium	12891	3778	3334	5779
Croatia	3293	1836	826	631
Cyprus	265	88	61	116
Czechia	11339	3872	3489	3978
Denmark	2611	791	525	1295
Finland	759	496	-	263
France	13015	5727	3673	3615
Germany	49214	16663	12788	19763
Greece	131978	55104	14967	61907
Hungary	6080	2658	1209	2213
Ireland	946	757	-	189
Italy	21258	11209	3865	6184
Malta	948	501	261	186
Netherlands	9174	2147	3123	3904
Poland	7251	1381	2762	3108
Portugal	1898	1187	227	484
Romania	75559	29558	27977	18024
Slovakia	2280	1175	193	912
Slovenia	2048	755	362	931
Spain	14880	4583	5723	4574
Sweden	1311	457	323	531
Other EU countries	1231	284	430	517
Other European countries	319638	90595	52452	176591
Norway	966	580	206	180
Republic of North Macedonia	27730	10340	7520	9870
Russian Federation	660	465	-	195
Serbia	68716	23472	15824	29420
Switzerland	2808	1252	936	620
Türkiye	198505	45910	25094	127501
Ukraine	219	-	-	219
United Kingdom	20034	8576	2872	8586
Other countries	1315	348	649	318
Canada	224	117	107	-
Israel	79	-	36	43
USA	1012	231	506	275
Rest of the world	12754	6580	3831	2343

**TRIPS OF BULGARIAN RESIDENTS ABROAD AND ARRIVALS OF VISITORS FROM
ABROAD TO BULGARIA IN DECEMBER 2024**

Table 2

**Arrivals of visitors from abroad to Bulgaria by purpose of visit and
by country of origin in December 2024**

(Number)

Country of origin	Total	Purpose of visit		
		Holiday and recreation	Professional	Others
Total	833304	273694	115313	444297
EU	455560	123692	71607	260261
Austria	14988	2330	3712	8946
Belgium	7105	1986	1733	3386
Croatia	2028	676	173	1179
Cyprus	3245	786	896	1563
Czechia	2263	694	486	1083
Denmark	1267	580	425	262
Finland	588	205	186	197
France	9727	2496	2245	4986
Germany	44794	10144	4291	30359
Greece	134607	38392	9488	86727
Hungary	4634	1324	1482	1828
Ireland	3022	2139	379	504
Italy	23608	10492	4197	8919
Malta	1057	682	269	106
Netherlands	8478	2083	3570	2825
Poland	13118	3842	3127	6149
Portugal	1734	616	378	740
Romania	162328	36807	30432	95089
Slovakia	1749	678	488	583
Slovenia	1079	483	326	270
Spain	10091	5190	1730	3171
Sweden	2026	515	475	1036
Other EU countries	2024	552	1119	353
Other European countries	315096	125443	36322	153331
Norway	647	162	236	249
Republic of North Macedonia	35135	24843	4171	6121
Russian Federation	3621	1728	285	1608
Serbia	46886	20350	6583	19953
Switzerland	2161	1272	455	434
Türkiye	160957	47630	18021	95306
Ukraine	50844	17528	6279	27037
United Kingdom	14845	11930	292	2623
Other countries	13555	12160	310	1085
Canada	360	260	12	88
Israel	10051	9694	128	229
Japan	329	255	23	51
USA	2815	1951	147	717
Rest of the world	49093	12399	7074	29620