



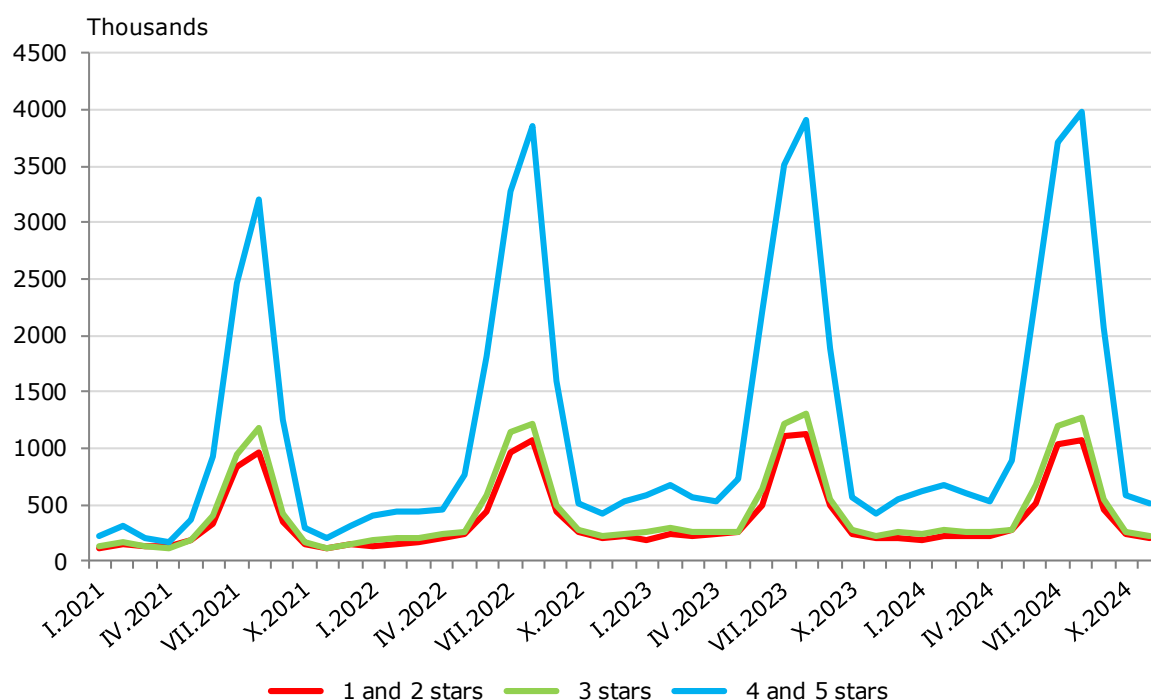
### ACTIVITY OF ACCOMMODATION ESTABLISHMENTS IN NOVEMBER 2024

In November 2024, 2 122 accommodation establishments - hotels, motels, camping sites, mountain chalets and other establishments for short-term accommodation, with 10 or more bed-places, functioned in the country (Annex, Table 1) with 60.2 thousand rooms and 124.4 thousand bed-places in them. In comparison with the same month of the previous year, the number of accommodation establishments increased by 2.7%, and the bed-places in them - by 1.1%.

The total number of nights spent was 944.7 thousand, or 10.5% more in comparison to a year earlier. The nights spent by Bulgarian residents were 711.2 thousand and by non-residents - 233.5 thousand.

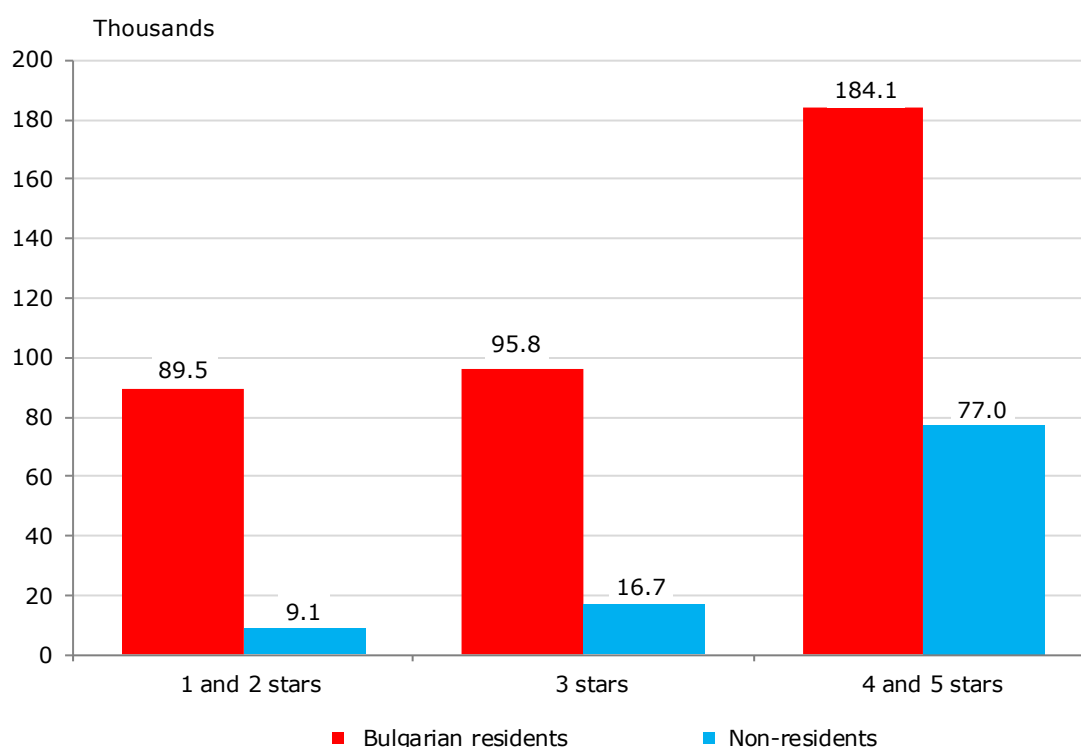
In 4 and 5-star accommodation establishments were realized 74.5% of all nights spent by non-residents and 48.1% by Bulgarian residents. In 3 stars were spent 16.2% of all nights by non-residents and 26.3% by Bulgarian residents, while in 1 and 2 stars, they were 9.3% and 25.6%, respectively (Figure 1).

**Figure 1. Nights spent in accommodation establishments by categories and months**



The number of arrivals<sup>1</sup> increased by 11.2% compared to the same month in 2023 and reached 472.2 thousand, as an increase by 14.4% for Bulgarian residents, and by 0.9% for non-residents was reported. The Bulgarian residents were 369.4 thousand and spent 1.9 nights on average. The arrivals of non-residents were 102.8 thousand, and had 2.3 nights on average, as 74.9% of them spent nights in accommodation establishments with 4 and 5 stars (Figure 2).

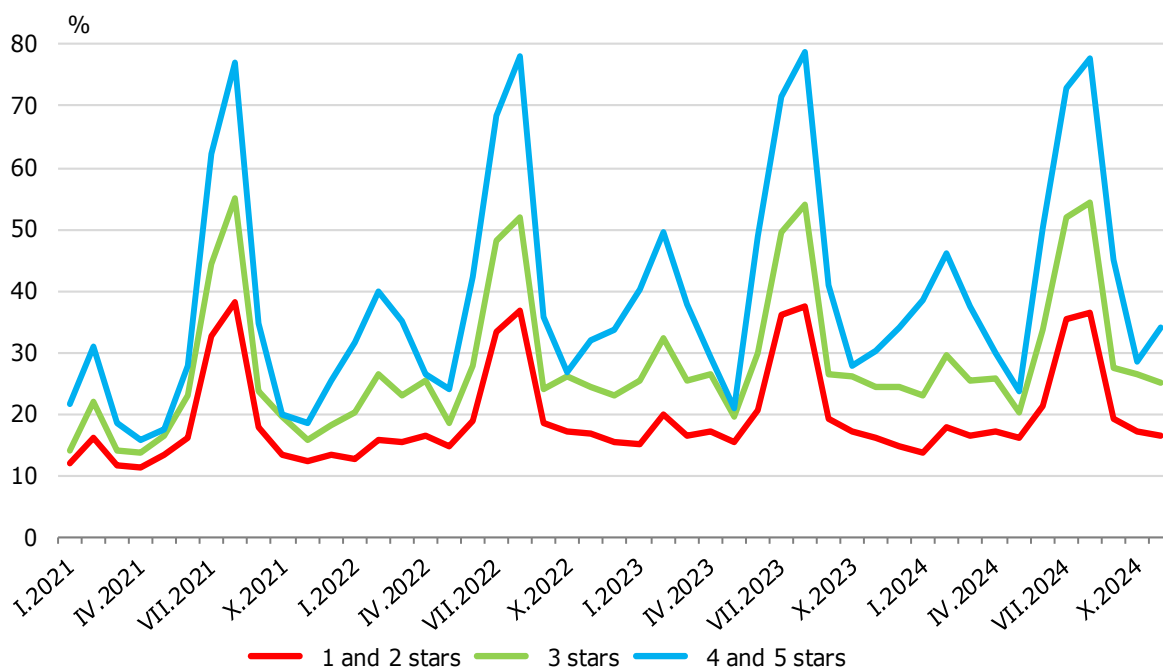
**Figure 2. Arrivals in accommodation establishments by categories in November 2024**



The total occupancy of the bed-places was 25.8% and increased by 2.0 percentage points compared to a year earlier. The highest occupancy of the bed-places was in 4 and 5-star accommodation establishments - 33.9%, followed by those with 3 stars - 25.0%, and with 1 and 2 stars - 16.4% (Figure 3).

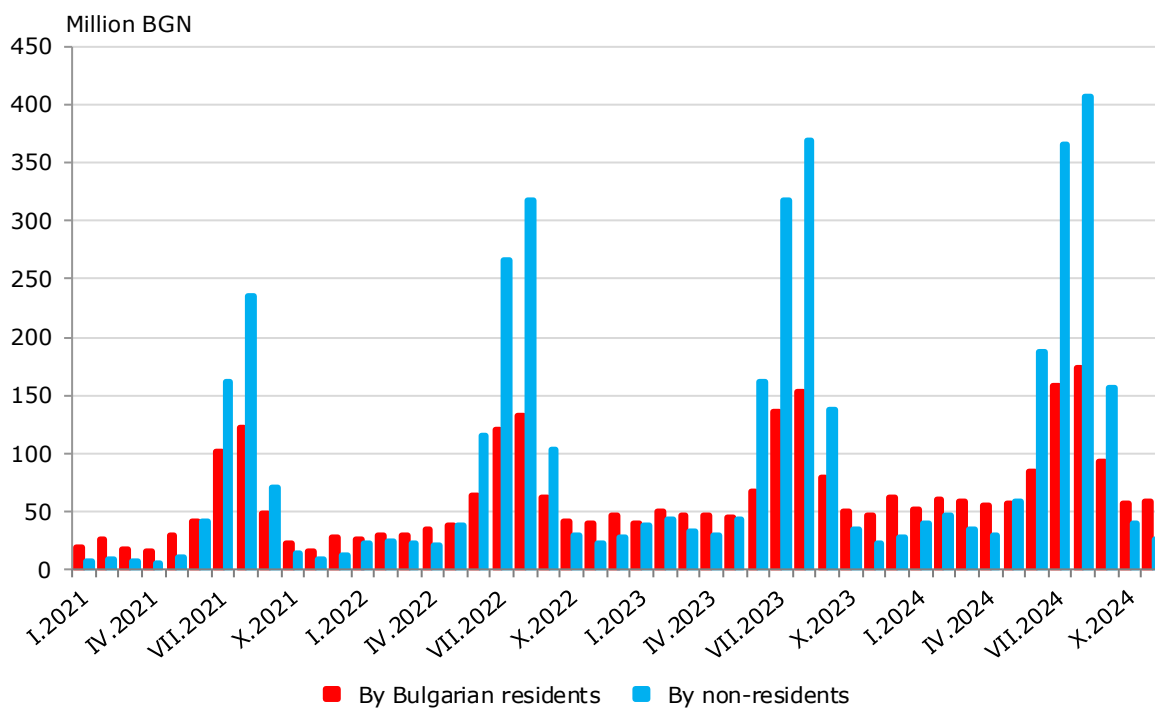
<sup>1</sup> According to instructions from Eurostat, the refugees from Ukraine are not included in the survey.

**Figure 3. Occupation of the bed-places in accommodation establishments by categories and months**



The total revenues from nights spent increased by 22.6%, compared to the same month of the previous year, and reached 84.7 million BGN, as 58.7 million BGN were from Bulgarian residents and 26.0 million BGN from non-residents (Figure 4).

**Figure 4. Revenues from nights spent in accommodation establishments by months**



### Methodological notes

Since 2012, the statistical survey on **accommodation establishments** has been carried out monthly in compliance with the Regulation 692/2011 of the European Parliament and of the Council concerning European statistics on tourism and the Regulation 1051/2011 of the Commission implementing Regulation 692/2011 of the European Parliament and of the Council concerning European statistics on tourism, as regards the structure of the quality reports and the transmission of the data.

All categorized hotels, camping sites and other types of accommodation establishments with 10 or more bed-places in use during the reporting period are included in the observation.

The indicator **other accommodation establishments** includes holiday settlements, hostels, guest houses, bungalows, rest houses, mountain chalets, private rooms and flats and other establishments for short accommodation.

**Available Bed Capacity** is the maximum number of bed-places, offered for each day of the reference month.

The **revenues from nights spent** in accommodation establishments include the sums paid by the guests, without the extra services.

# ACTIVITY OF ACCOMMODATION ESTABLISHMENTS IN NOVEMBER 2024

## Annex

Table 1

### Activity of accommodation establishments in November 2024<sup>1</sup>

Districts	Establishments - in numbers	Bed-places - in numbers	Available bed-nights - in numbers	Nights spent - in numbers		Arrivals in accommodation establishments - in numbers		Revenues from nights spent - Thousand BGN	
				Total	Of which: By non-residents	Total	Of which: Non-residents	Total	Of which: By non-residents
<b>Total</b>	<b>2122</b>	<b>124446</b>	<b>3661733</b>	<b>944680</b>	<b>233456</b>	<b>472205</b>	<b>102793</b>	<b>84663</b>	<b>26030</b>
Blagoevgrad	175	14902	437608	104333	14538	52468	6114	11605	1588
Burgas	79	6469	190473	43307	6014	21025	3072	3876	649
Varna	136	12013	360230	63697	29722	29695	9841	5095	2525
Veliko Tarnovo	143	4810	141956	25734	3492	16136	2217	1671	271
Vidin	26	951	26679	4845	719	3367	340	302	46
Vratsa	38	1270	37731	10304	1405	4529	313	472	74
Gabrovo	64	3022	90660	14195	935	8033	473	840	79
Dobrich	46	5307	145645	20528	5425	9943	2130	2060	595
Kardzhali	65	1996	58967	5530	819	3776	509	378	58
Kyustendil	75	2972	88608	16629	752	9468	407	1335	..
Lovech	97	3986	115685	20090	811	10907	364	1565	43
Montana	33	1518	45540	7818	532	4060	191	469	30
Pazardzhik	105	7553	229530	89437	3169	40025	1151	8280	347
Pernik	10	441	13230	2992	354	1925	173	196	..
Pleven	27	1396	41880	11093	2139	5569	593	595	136
Plovdiv	221	12184	355982	117034	18438	59479	9560	8671	1506
Razgrad	19	707	21210	4704	684	2142	316	288	51
Ruse	60	2366	70312	12945	2590	7764	1535	959	251
Silistra	25	780	23400	2905	382	1872	190	179	27
Sliven	48	1651	47842	5642	1281	3433	506	402	126
Smolyan	147	5762	172860	31469	501	15283	275	1990	31
Sofia	81	6340	187129	37615	3059	21793	1497	3534	371
Sofia (stolitsa)	144	14766	437526	191903	123106	95725	55716	21860	16048
Stara Zagora	61	5189	148974	66021	5156	25300	1334	5574	370
Targovishte	14	548	16364	3266	654	2183	235	224	55
Haskovo	96	3246	87202	19611	5206	10310	3073	1550	529
Shumen	68	1575	47250	7666	987	4435	445	498	74
Yambol	19	726	21260	3367	586	1560	223	195	47

<sup>1</sup> In use.  
 \.. - confidential data.