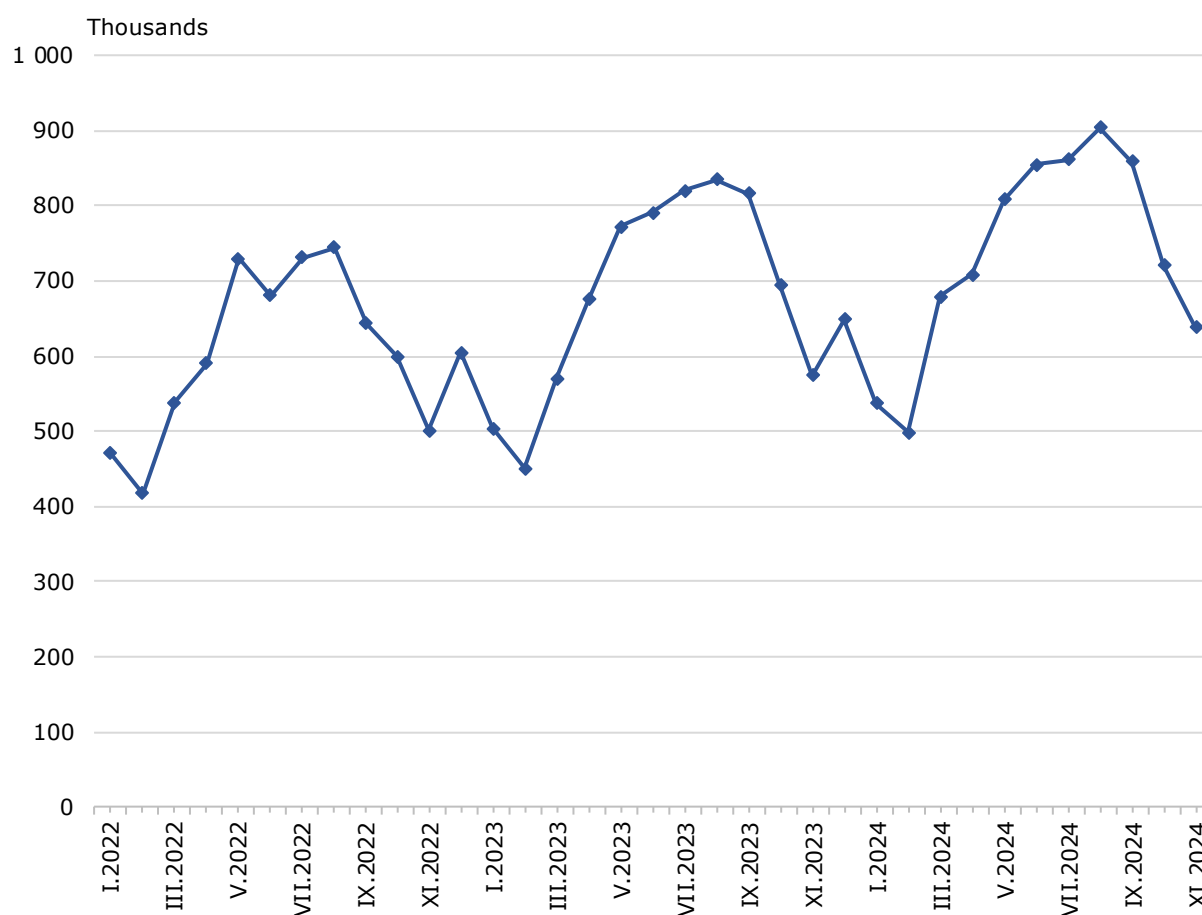




TRIPS OF BULGARIAN RESIDENTS ABROAD AND ARRIVALS OF VISITORS FROM ABROAD TO BULGARIA IN NOVEMBER 2024

In November 2024, **the number of trips of Bulgarian residents abroad** was 638.6 thousand (Annex, Table 1), or 11.3% above the registered in November 2023 (Figure 1). An increase in the trips with all observed purposes was registered.

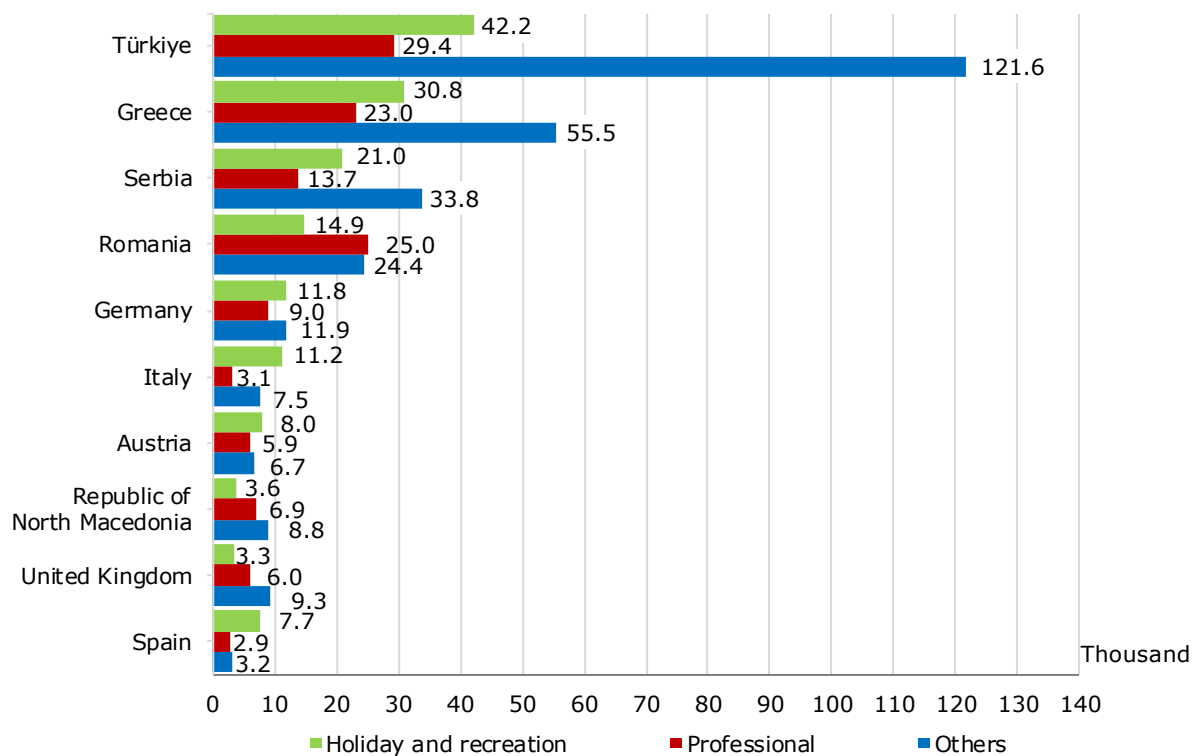
Figure 1. Trips of Bulgarian residents abroad by months



Most trips of Bulgarian residents were made to: Türkiye - 193.2 thousand, Greece - 109.3 thousand, Serbia - 68.5 thousand, Romania - 64.3 thousand, Germany - 32.7 thousand, Italy - 21.8 thousand, Austria - 20.6 thousand, Republic of North Macedonia - 19.3 thousand, the United Kingdom - 18.6 thousand, Spain - 13.8 thousand (Figure 2).

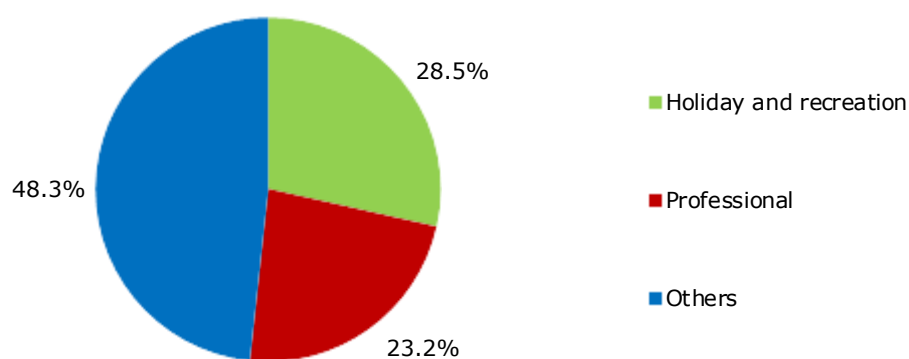
TRIPS OF BULGARIAN RESIDENTS ABROAD AND ARRIVALS OF VISITORS FROM ABROAD TO BULGARIA IN NOVEMBER 2024

Figure 2. Most visited countries by Bulgarian citizens, by purpose of travel, in November 2024



The trips with other purposes formed the greatest share of the total number of trips of Bulgarian residents abroad - 48.3%, followed by those with holiday and recreation purposes - 28.5%, and with professional purposes - 23.2% (Figure 3).

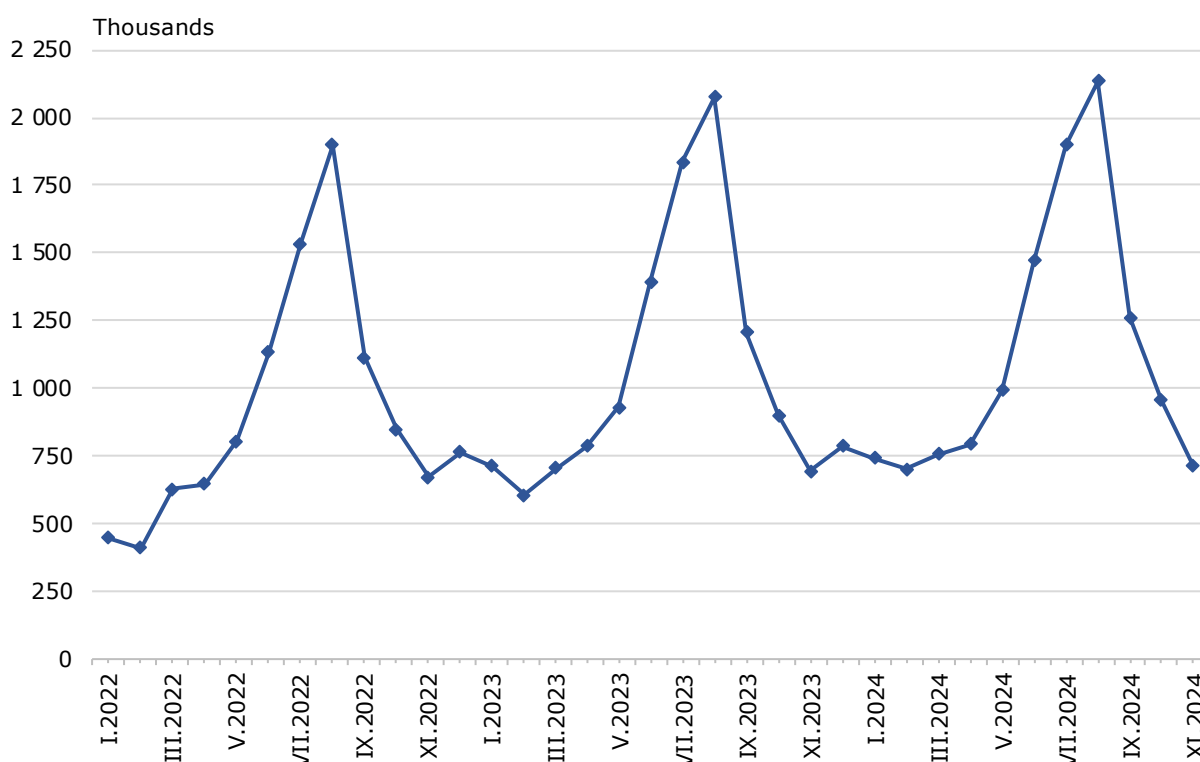
Figure 3. Structure of the trips of Bulgarian residents abroad by purpose of visit in November 2024



TRIPS OF BULGARIAN RESIDENTS ABROAD AND ARRIVALS OF VISITORS FROM ABROAD TO BULGARIA IN NOVEMBER 2024

In November 2024, **the number of visits of non-residents to Bulgaria** was 711.9 thousand (Annex, Table 2), or 2.5% more in comparison with the same month of the previous year (Figure 4). An increase was registered in the trips with professional purposes - by 9.3%, and with holiday and recreation purposes - by 7.7%, while those with other purposes decreased by 2.7%. Transit passes through the country were 37.8% (269.4 thousand) of all visits of non-residents to Bulgaria.

Figure 4. Arrivals of visitors from abroad to Bulgaria by months



The share of visits of EU citizens was 47.2% of the total number of non-residents' visits to Bulgaria and reached 336.2 thousand, the largest being by visitors from Romania - 42.7%, and Greece - 25.0%.

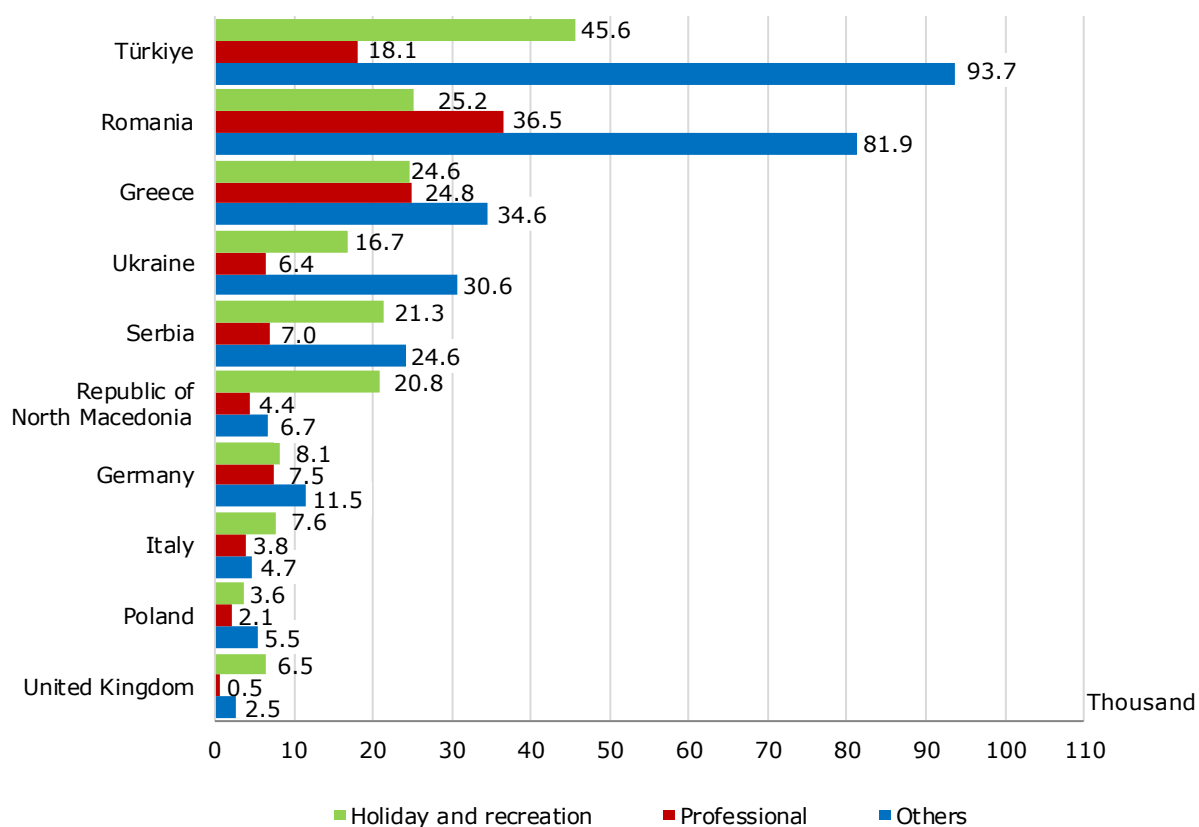
The visits of non-residents in the group 'Other European countries'¹ were 311.6 thousand, or 43.8% of all visits to Bulgaria. The highest registered number of visits was from Türkiye - 157.4 thousand, or 50.5% in this group.

Most visits to Bulgaria were from: Türkiye - 157.4 thousand, Romania - 143.6 thousand, Greece - 84.0 thousand, Ukraine - 53.7 thousand, Serbia - 52.9 thousand, Republic of North Macedonia - 31.9 thousand, Germany - 27.1 thousand, Italy - 16.1 thousand, Poland - 11.2 thousand, the United Kingdom - 9.5 thousand (Figure 5).

¹ Group 'Other European countries' includes countries in Europe outside the EU.

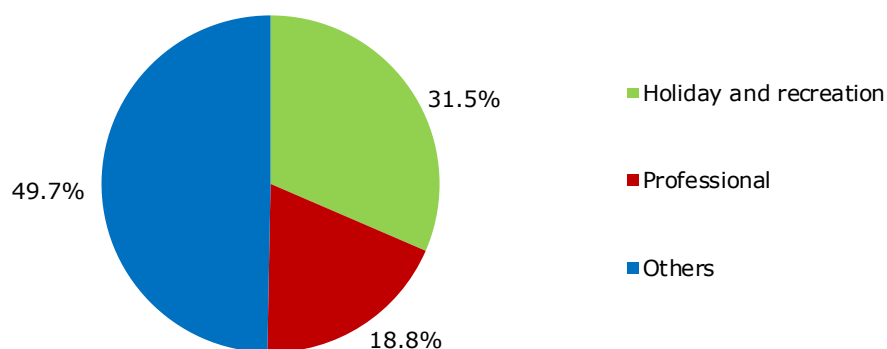
TRIPS OF BULGARIAN RESIDENTS ABROAD AND ARRIVALS OF VISITORS FROM ABROAD TO BULGARIA IN NOVEMBER 2024

Figure 5. Countries with the highest total number of visits to Bulgaria, by purpose of travel, in November 2024



The predominant share of the visits was with other purposes - 49.7%, followed by trips with holiday and recreation purposes - 31.5%, and with professional purposes - 18.8% (Figure 6).

Figure 6. Structure of visits of non-residents to Bulgaria by purpose in November 2024



TRIPS OF BULGARIAN RESIDENTS ABROAD AND ARRIVALS OF VISITORS FROM ABROAD TO BULGARIA IN NOVEMBER 2024

Methodological notes

The definitions recommended by the World Tourist Organization and the Methodological manual for tourism by Eurostat are applied by the National Statistical Institute.

In accordance with these definitions, **an international tourist** is any person who travels to a country other than his/her permanent residence for less than a year and whose main purpose is not doing any activity for payment in the place visited.

The purposes of visiting a country are the following:

- Excursion and holiday;
- Professional purposes (business trips, participation in conferences, congresses, concluding deals, etc.);
- Other (as a guest, education and visiting cultural and sports events, etc.) purposes.

Statistical data on the trips of Bulgarian residents travelling abroad and visits by non-residents to Bulgaria are obtained on the basis of monthly information received from the Ministry of Interior and a sample survey of the National Statistical Institute among residents and non-residents passing through border checkpoints.

Data on the number of trips of the citizens of the European Union are estimated on the basis of the information obtained from the Ministry of Interior and the airport authorities. Data on the number of citizens from 'third countries' are obtained directly from the Ministry of Interior.

Data on the purposes of the trips are obtained on the basis of the NSI's regular monthly sample survey of passing residents and non-residents through the border checkpoints.

**TRIPS OF BULGARIAN RESIDENTS ABROAD AND ARRIVALS OF VISITORS FROM
ABROAD TO BULGARIA IN NOVEMBER 2024**

Annex

Table 1

**Trips of Bulgarian residents abroad by purpose of visit and
by country of destination in November 2024**

(Number)

Country of destination	Total	Purpose of visit		
		Holiday and recreation	Professional	Others
Total	638637	181849	148236	308552
EU	327147	106118	88551	132478
Austria	20644	8043	5898	6703
Belgium	11383	4141	3104	4138
Croatia	3195	1437	941	817
Cyprus	239	119	41	79
Czechia	10440	3789	2819	3832
Denmark	2047	593	430	1024
Finland	224	116	-	108
France	10044	3348	3826	2870
Germany	32670	11830	8910	11930
Greece	109343	30809	22956	55578
Hungary	4746	2191	812	1743
Ireland	600	293	307	-
Italy	21804	11243	3066	7495
Malta	760	190	294	276
Netherlands	7065	2318	2162	2585
Poland	5706	1304	1630	2772
Portugal	834	278	361	195
Romania	64315	14894	25049	24372
Slovakia	2144	715	694	735
Slovenia	2641	377	1048	1216
Spain	13800	7697	2919	3184
Sweden	914	262	364	288
Other EU countries	1589	131	920	538
Other European countries	302683	71238	56998	174447
Norway	397	263	134	-
Republic of North Macedonia	19298	3618	6935	8745
Russian Federation	582	287	89	206
Serbia	68504	21034	13687	33783
Switzerland	1819	535	652	632
Türkiye	193228	42172	29474	121582
Ukraine	215	-	36	179
United Kingdom	18640	3329	5991	9320
Other countries	1177	285	513	379
Canada	199	162	37	-
Israel	26	-	-	26
USA	952	123	476	353
Rest of the world	7630	4208	2174	1248

**TRIPS OF BULGARIAN RESIDENTS ABROAD AND ARRIVALS OF VISITORS FROM
ABROAD TO BULGARIA IN NOVEMBER 2024**

Table 2

**Arrivals of visitors from abroad to Bulgaria by purpose of visit and
by country of origin in November 2024**

(Number)

Country of origin	Total	Purpose of visit		
		Holiday and recreation	Professional	Others
Total	711889	224610	133719	353560
EU	336227	88121	88147	159959
Austria	6290	2181	1335	2774
Belgium	4669	673	1115	2881
Croatia	2766	925	669	1172
Cyprus	1629	651	541	437
Czechia	3463	1157	1325	981
Denmark	725	207	414	104
Finland	610	286	123	201
France	7930	2026	2096	3808
Germany	27056	8122	7406	11528
Greece	84031	24578	24852	34601
Hungary	3994	1983	805	1206
Ireland	1630	817	522	291
Italy	16142	7605	3842	4695
Malta	312	312	-	-
Netherlands	5452	1593	294	3565
Poland	11207	3624	2062	5521
Portugal	1423	536	413	474
Romania	143583	25218	36468	81897
Slovakia	1791	397	593	801
Slovenia	968	309	342	317
Spain	7039	3341	1783	1915
Sweden	1860	728	760	372
Other EU countries	1657	852	387	418
Other European countries	311608	113835	37693	160080
Norway	716	307	116	293
Republic of North Macedonia	31937	20795	4452	6690
Russian Federation	3545	1624	385	1536
Serbia	52943	21334	6996	24613
Switzerland	1874	940	832	102
Türkiye	157406	45657	18061	93688
Ukraine	53687	16700	6389	30598
United Kingdom	9500	6478	462	2560
Other countries	10327	8625	314	1388
Canada	617	491	19	107
Israel	5198	4937	82	179
Japan	281	212	24	45
USA	4231	2985	189	1057
Rest of the world	53727	14029	7565	32133