



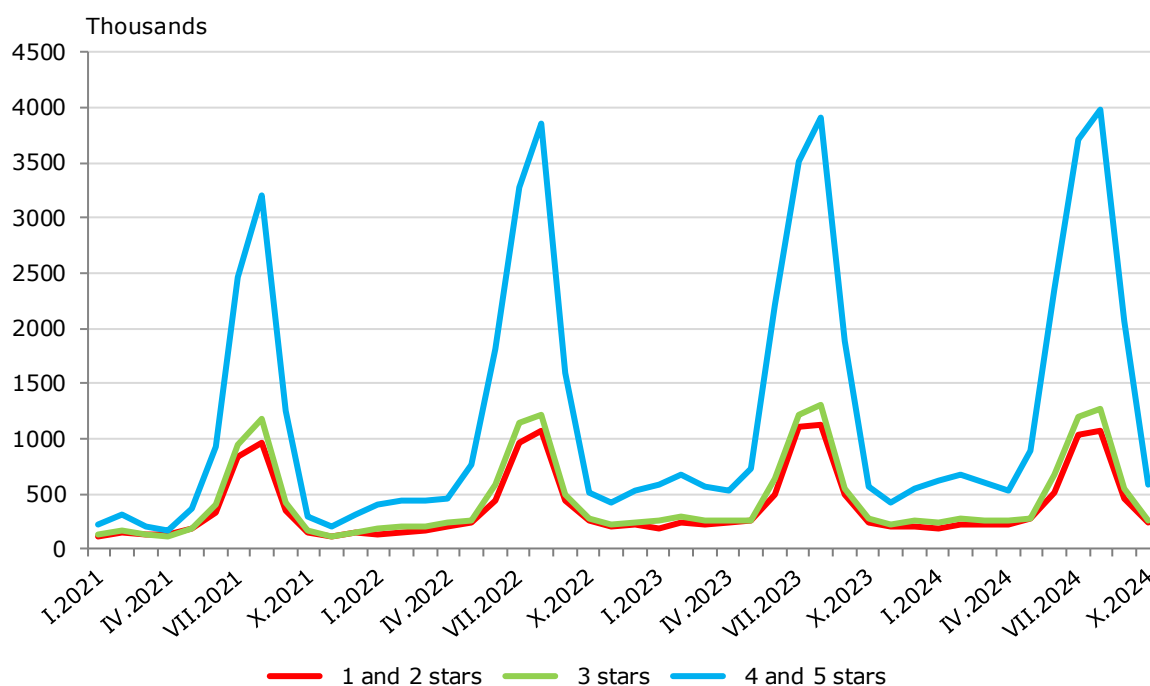
ACTIVITY OF ACCOMMODATION ESTABLISHMENTS IN OCTOBER 2024

In October 2024, 2 237 accommodation establishments - hotels, motels, camping sites, mountain chalets and other establishments for short-term accommodation, with 10 or more bed-places, functioned in the country (Annex, Table 1) with 70.3 thousand rooms and 148.5 thousand bed-places in them. In comparison with the same month of the previous year, the number of accommodation establishments increased by 0.2%, while the bed-places in them decreased by 1.4%.

The total number of nights spent was 1 081.1 thousand, or 1.4% more in comparison to a year earlier. The nights spent by Bulgarian residents were 717.1 thousand and by non-residents - 364.0 thousand.

In 4 and 5-star accommodation establishments were realized 75.5% of all nights spent by non-residents and 43.6% by Bulgarian residents. In 3 stars were spent 16.0% of all nights by non-residents and 28.0% by Bulgarian residents, while in 1 and 2 stars, they were 8.5% and 28.4%, respectively (Figure 1).

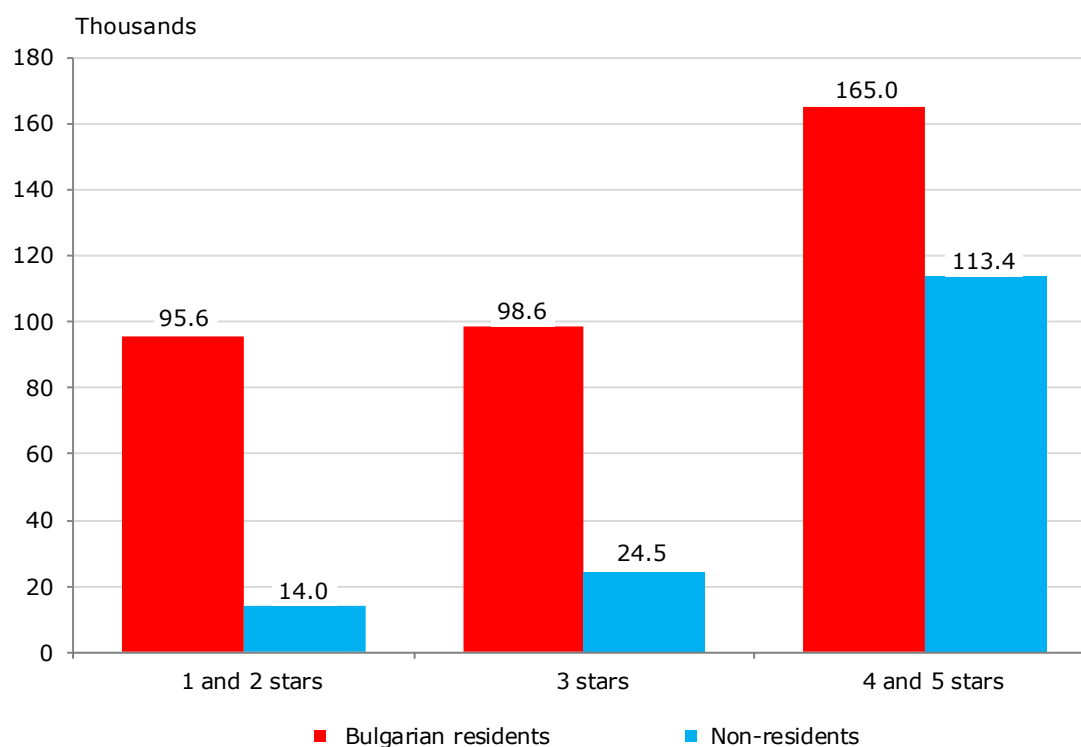
Figure 1. Nights spent in accommodation establishments by categories and months



ACTIVITY OF ACCOMMODATION ESTABLISHMENTS IN OCTOBER 2024

The number of arrivals¹ increased by 3.6% compared to the same month in 2023 and reached 511.1 thousand, as an increase by 4.3% for Bulgarian residents, and by 2.0% for non-residents was reported. The Bulgarian residents were 359.2 thousand and spent 2.0 nights on average. The arrivals of non-residents were 151.9 thousand, and had 2.4 nights on average, as 74.7% of them spent nights in accommodation establishments with 4 and 5 stars (Figure 2).

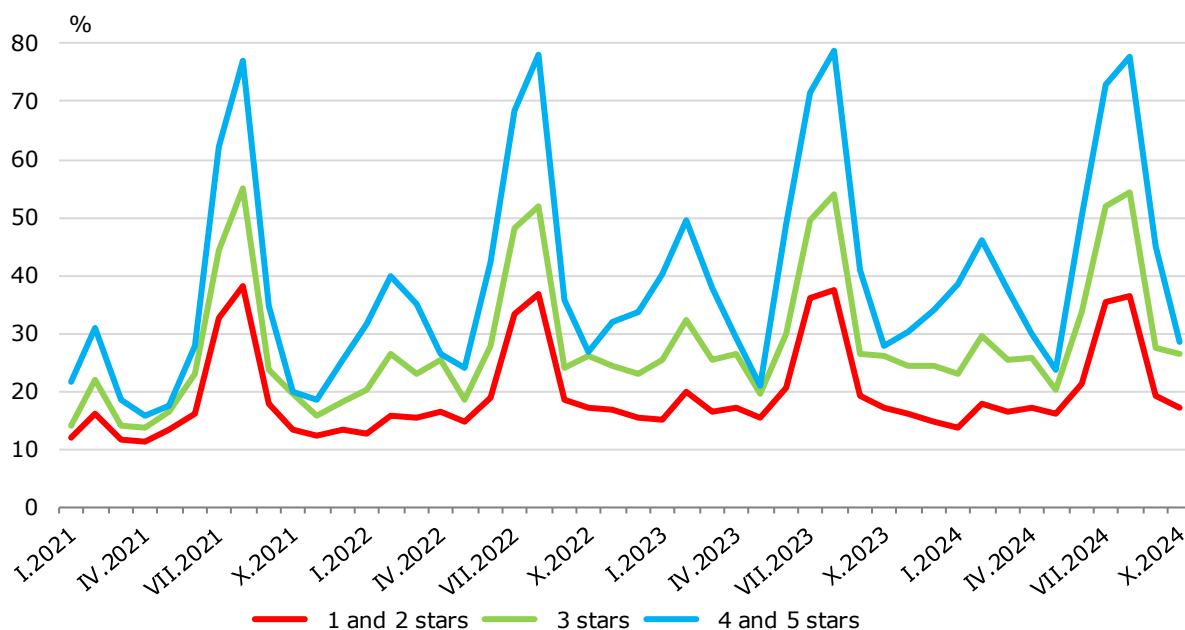
Figure 2. Arrivals in accommodation establishments by categories in October 2024



The total occupancy of the bed-places was 24.5% and increased by 0.6 percentage points compared to a year earlier. The highest occupancy of the bed-places was in 4 and 5-star accommodation establishments - 28.4%, followed by those with 3 stars - 26.5%, and with 1 and 2 stars - 17.1% (Figure 3).

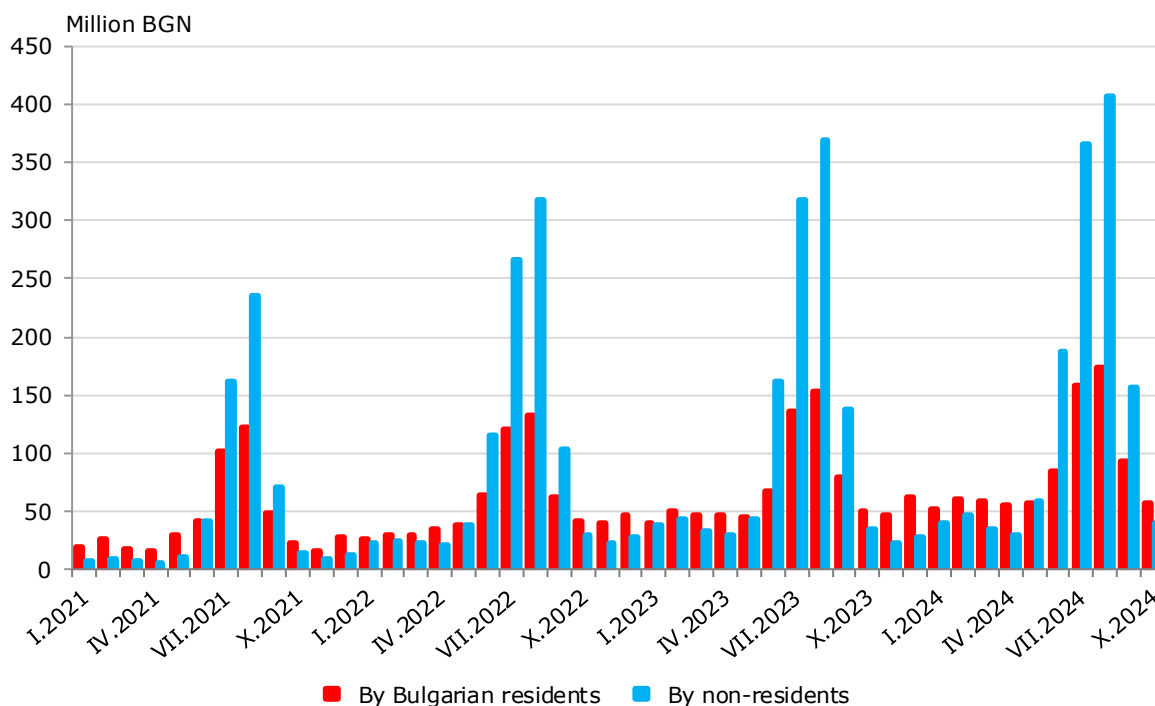
¹ According to instructions from Eurostat, the refugees from Ukraine are not included in the survey.

Figure 3. Occupation of the bed-places in accommodation establishments by categories and months



The total revenues from nights spent increased by 16.5%, compared to the same month of the previous year, and reached 97.6 million BGN, as 57.3 million BGN were from Bulgarian residents and 40.3 million BGN from non-residents (Figure 4).

Figure 4. Revenues from nights spent in accommodation establishments by months



Methodological notes

Since 2012, the statistical survey on **accommodation establishments** has been carried out monthly in compliance with the Regulation 692/2011 of the European Parliament and of the Council concerning European statistics on tourism and the Regulation 1051/2011 of the Commission implementing Regulation 692/2011 of the European Parliament and of the Council concerning European statistics on tourism, as regards the structure of the quality reports and the transmission of the data.

All categorized hotels, camping sites and other types of accommodation establishments with 10 or more bed-places in use during the reporting period are included in the observation.

The indicator **other accommodation establishments** includes holiday settlements, hostels, guest houses, bungalows, rest houses, mountain chalets, private rooms and flats and other establishments for short accommodation.

Available Bed Capacity is the maximum number of bed-places, offered for each day of the reference month.

The **revenues from nights spent** in accommodation establishments include the sums paid by the guests, without the extra services.

ACTIVITY OF ACCOMMODATION ESTABLISHMENTS IN OCTOBER 2024

Annex

Table 1

Activity of accommodation establishments in October 2024¹

Districts	Establishments - in numbers	Bed-places - in numbers	Available bed-nights - in numbers	Nights spent - in numbers		Arrivals in accommodation establishments - in numbers		Revenues from nights spent - Thousand BGN	
				Total	Of which: By non-residents	Total	Of which: Non-residents	Total	Of which: By non-residents
Total	2237	148527	4415449	1081068	363990	511133	151935	97645	40300
Blagoevgrad	178	14930	453173	107238	26274	50830	10340	11511	2672
Burgas	114	17648	487526	69001	27647	27842	8668	5696	2410
Varna	156	19235	571149	102638	63327	38894	18204	8656	5519
Veliko Tarnovo	140	4840	148862	28542	8011	18335	5657	1786	575
Vidin	25	932	26779	6608	979	4226	657	406	71
Vratsa	39	1313	40206	12586	1800	5671	520	587	96
Gabrovo	67	3227	99911	16221	1835	9673	872	934	141
Dobrich	55	8249	219163	32850	13108	12882	4170	3042	1247
Kardzhali	70	2247	67976	8642	901	5657	628	544	59
Kyustendil	72	2688	83308	17484	1889	10494	1174	1447	171
Lovech	93	3998	119588	22389	1376	11406	742	1798	97
Montana	31	1457	44997	8756	467	4112	273	463	35
Pazardzhik	109	7743	241071	86978	5497	36533	1764	7345	580
Pernik	10	441	13671	2989	495	1700	250	182	40
Pleven	30	1454	45074	10913	1676	6096	824	685	126
Plovdiv	237	12366	370769	124257	26112	60253	13461	9525	2317
Razgrad	18	662	20522	4873	768	2288	313	349	69
Ruse	59	2283	71430	15080	3854	9230	2429	1084	346
Silistra	24	765	23715	3378	438	2334	274	218	35
Sliven	49	1665	49785	7151	1780	4230	762	501	177
Smolyan	174	7675	237035	35265	1776	17300	828	2216	107
Sofia	82	6316	189603	36943	5736	19764	3078	3531	686
Sofia (stolitsa)	147	15059	454609	224564	154191	109163	69391	27596	21460
Stara Zagora	62	5225	153653	58918	5810	22248	2026	4810	459
Targovishte	14	548	16846	3444	549	2261	258	256	48
Haskovo	94	3204	92621	22088	6109	11005	3617	1746	627
Shumen	70	1644	50951	7661	1006	4659	507	501	86
Yambol	18	713	21456	3611	579	2047	248	230	44

¹ In use.