



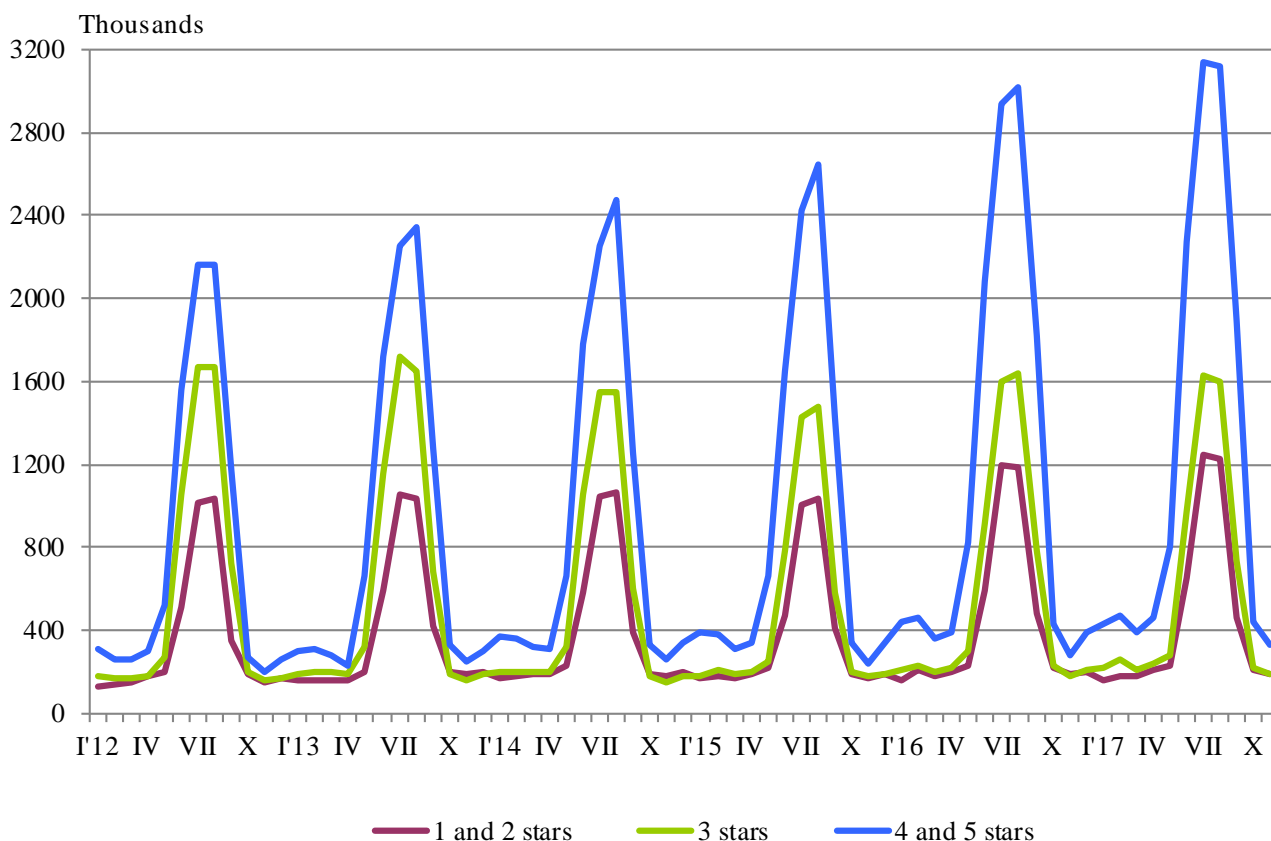
## ACTIVITY OF ACCOMMODATION ESTABLISHMENTS IN NOVEMBER 2017

In November 2017, 1 787 accommodation establishments - hotels, motels, camping sites, mountain chalets and other establishments for short-term accommodation with more than 10 bed-places were functioned in the country (Annex, Table 1). The total number of the rooms in them was 52.3 thousand and the bed-places were 106.3 thousand. In comparison with November 2016, the total number of accommodation establishments (functioned during the period) decreased by 1.3%, and the bed-places in them - by 0.6%.

The total number of the nights spent in all accommodation establishments registered in November 2017 was 711.3 thousand, or by 10.5% more in comparison with the same month of the previous year, as the greatest increase (by 17.8%) was observed in 4 and 5 stars accommodation establishments.

In November 2017, 68.2% of all nights spent by foreign citizens and 37.4% of all nights spent by Bulgarians were realized in 4 and 5 stars hotels. In 3 stars accommodation establishments were spent 20.9% of all nights by foreigners and 29.1% of all nights by Bulgarian residents, while in the rest of accommodation establishments (with 1 and 2 stars) they were 10.9% and 33.5% respectively.

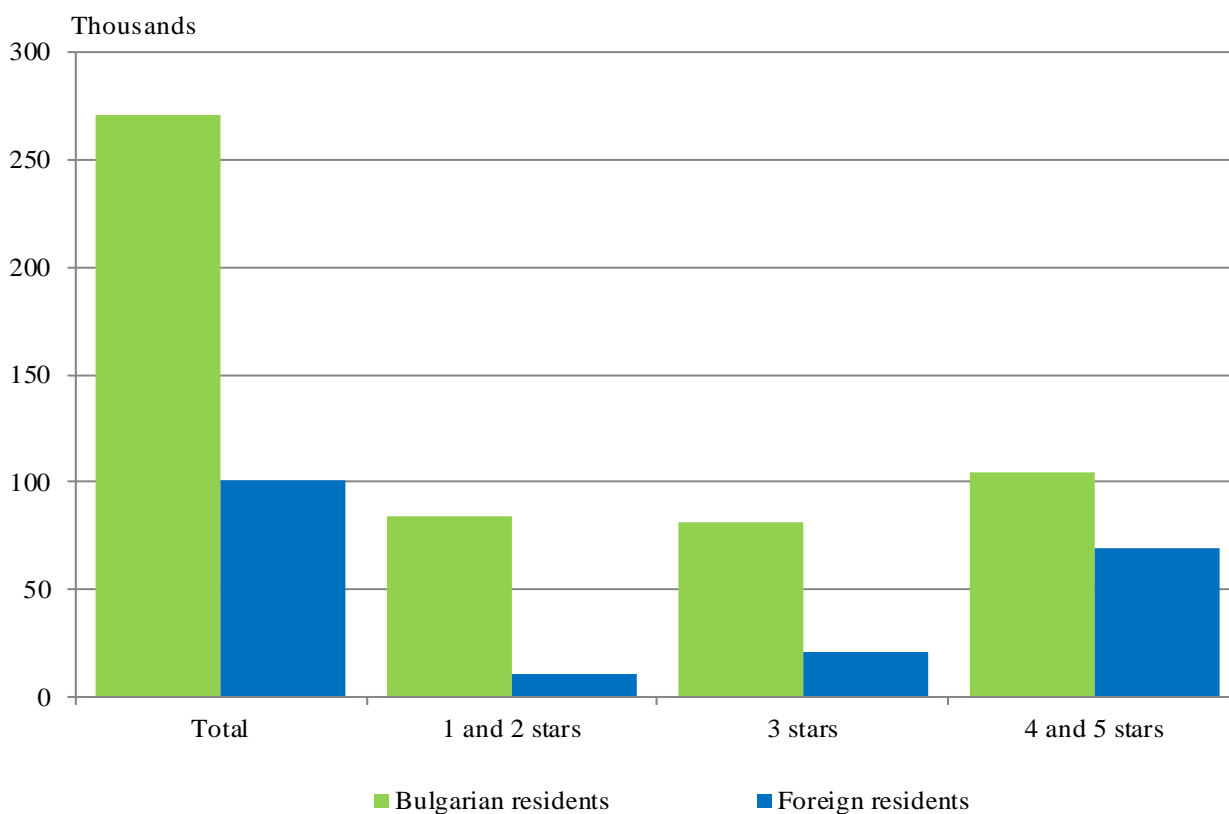
**Figure 1. The nights spent in accommodation establishments by categories and months**





In November 2017, the number of arrivals in all accommodation establishments increased by 7.4% compared to the same month of 2016 and reached 371.6 thousand, as an increase was registered by 9.5% for Bulgarians and by 2.1% for foreigners. Bulgarians spent the nights in accommodation establishments in November 2017 were 270.8 thousand and spent 1.8 nights on the average. The arrivals of foreigners were 100.8 thousand, as 68.8% of them spent nights in hotels with 4 and 5 stars. On the average 2.1 nights were spent by foreigners.

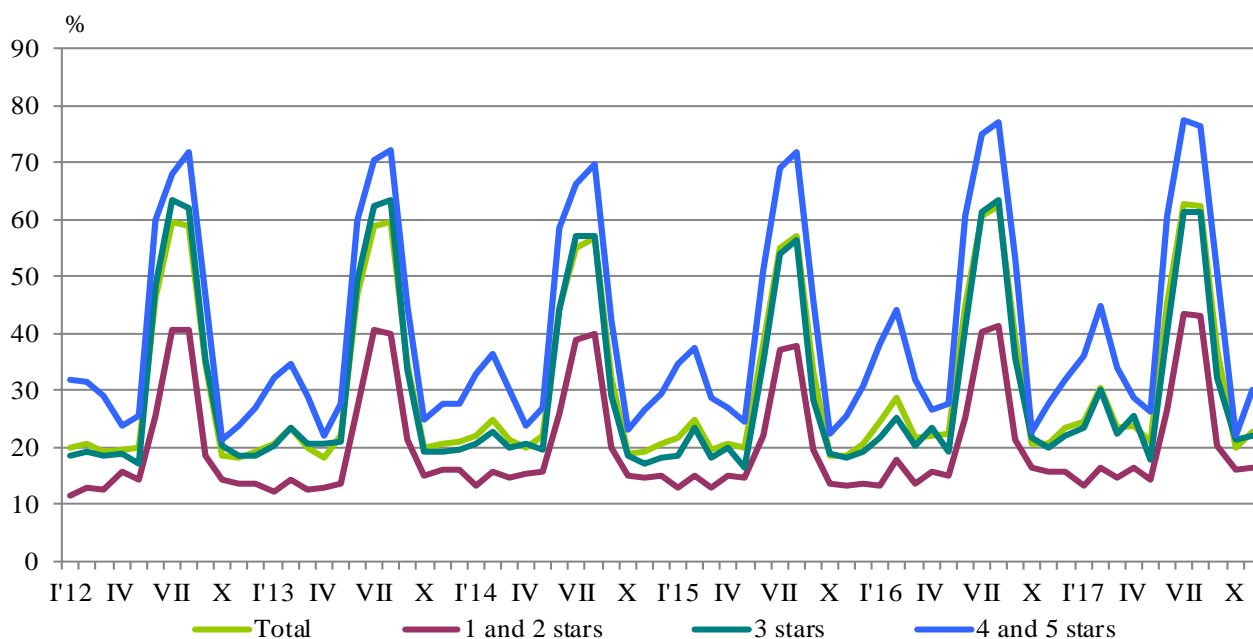
**Figure 2. Arrivals in accommodation establishments by categories in November 2017**



In November 2017, the total occupancy of the bed-places in accommodation establishments was 22.9%, as compared to November 2016 increased by 2.1 percentage points. The highest was occupancy of the bed-places in 4 and 5 stars accommodation establishments - 30.3%, followed by 3 stars accommodation establishments - 21.9%, and with 1 and 2 stars - 16.6%.

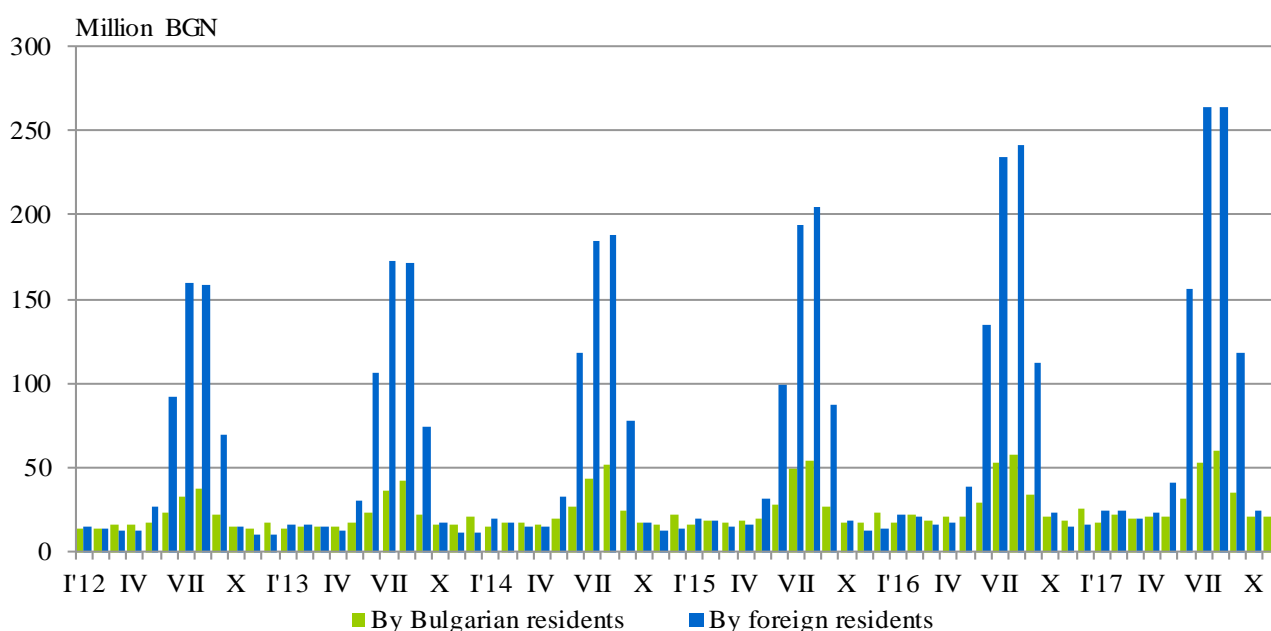


**Figure 3. The occupation of the bed-places in accommodation establishments by categories and months**



The total revenues from nights spent in November 2017 reached 37.5 million BGN or by 12.5% more compared to November 2016. An increase in revenues was registered from both Bulgarians - by 14.7% and foreigners - by 9.8%.

**Figure 4. The revenues from nights spent in accommodation establishments by months**





## Methodological notes

Since 2012 the statistical survey on **accommodation establishments** has been carried out monthly in compliance with the Regulation 692/2011 of the European Parliament and of the Council concerning European statistics on tourism and the Regulation 1051/2011 of the Commission implementing Regulation 692/2011 of the European Parliament and of the Council concerning European statistics on tourism, as regards the structure of the quality reports and the transmission of the data.

All categorized hotels, camping sites and other types of accommodation establishments with more than 10 bed-places in use during the reporting period were included in the observation.

The indicator **other accommodation establishments** include the holiday settlements, hostels, guests houses, bungalows, rest houses, mountain chalets, private rooms and flats and other establishments for short accommodation.

**Available Bed Capacity** is the maximum number of bed-places on offer for each day of the reference month.

In the **revenues from nights spent** in accommodation establishments are included the sums paid by the guests, without the extra services.



Annex

Table 1

Activity of accommodation establishments in November 2017<sup>1</sup>

Districts	Establishments - in numbers	Bed-places - in numbers	Available bed-nights - in numbers	Nights spent - in numbers		Arrivals in accommodation establishments - in numbers		Revenues from nights spent - Thousand BGN	
				Total	Of which: By foreigners	Total	Of which: Foreigners	Total	Of which: By foreigners
<b>Total</b>	<b>1787</b>	<b>106315</b>	<b>3106346</b>	<b>711284</b>	<b>212752</b>	<b>371626</b>	<b>100774</b>	<b>37466</b>	<b>16744</b>
Blagoevgrad	173	12123	346032	73830	16168	38960	7614	3539	926
Burgas	78	6494	175264	26531	4417	13045	2067	1275	361
Varna	146	12798	383940	52829	17371	25744	6502	2560	1127
Veliko Tarnovo	101	4550	135720	23742	3980	14584	2461	948	235
Vidin	23	776	21637	4110	787	2511	396	156	33
Vratsa	26	873	25681	7261	937	2907	290	185	33
Gabrovo	54	2988	82909	13030	1587	7377	576	441	93
Dobrich	36	3068	92040	10815	3859	6037	2147	576	222
Kardzhali	31	1036	30036	5383	992	3382	490	188	43
Kyustendil	61	2584	77520	11124	..	6471	669	432	..
Lovech	72	3954	111260	19119	1167	9543	482	681	57
Montana	24	1131	33450	4091	255	2268	164	139	15
Pazardzhik	55	4405	129148	51619	3576	21961	1052	2497	191
Pernik	12	447	13410	2194	..	1089	180	72	..
Pleven	24	1225	33516	7251	1482	4155	721	285	102
Plovdiv	171	8732	255945	76978	16487	40255	6769	3567	906
Razgrad	13	594	17820	3542	757	2530	476	132	37
Ruse	38	1651	48030	13338	4190	7684	1699	672	245
Silistra	11	487	14610	1811	360	1128	170	75	17
Sliven	53	1887	54600	8217	1594	4190	458	290	91
Smolyan	194	7582	226716	28151	941	15543	542	894	38
Sofia	92	7458	217523	37341	2304	22207	1205	1460	122
Sofia (stolitsa)	122	11868	356010	173260	118664	93665	59848	14244	11234
Stara Zagora	50	3479	100373	29207	3338	10480	1147	1116	217
Targovishte	15	578	17340	3701	607	2436	280	165	32
Haskovo	31	1310	39300	10686	2535	5662	1493	419	139
Shumen	58	1496	44880	7592	1538	4223	620	268	66
Yambol	23	741	21636	4531	1189	1589	256	190	63

<sup>1</sup> In use.

'..' Confidential data.