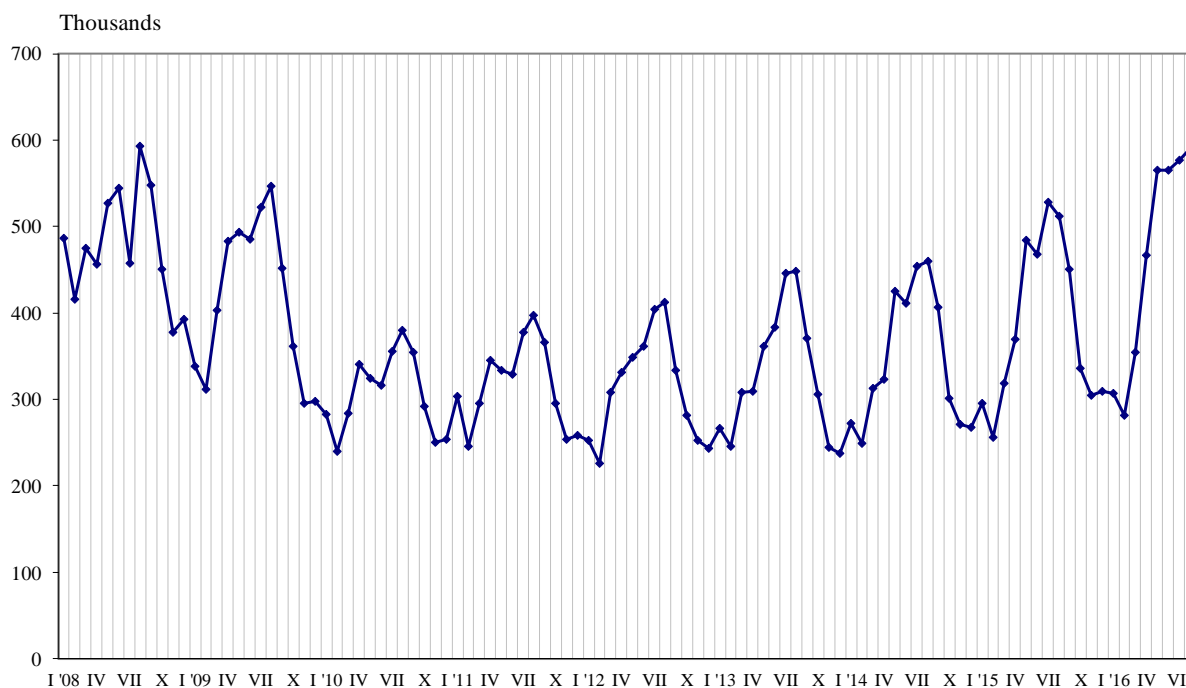




TRIPS OF BULGARIAN RESIDENTS ABROAD AND ARRIVALS OF VISITORS FROM ABROAD TO BULGARIA IN AUGUST 2016

In August 2016, the number of the trips of Bulgarian residents abroad was 590.6 thousand (Annex, Table 1) or by 15.3% above the registered in August 2015 (Figure 1). In comparison with the same month of the previous year an increase was observed in the total number of the trips of Bulgarians to: the United Kingdom - by 40.5%, the Former Yugoslav Republic of Macedonia - by 38.1%, Italy - by 35.4%, Greece - by 34.1%, Germany - by 29.3%, France - by 21.5%, Serbia - by 11.2%, and etc. At the same time decreased the number of the trips of Bulgarians to: Turkey - by 16.7%, Austria - by 11.7%, Romania - by 2.7%, Spain - by 1.4% and etc.

Figure 1. Trips of Bulgarian residents abroad by months

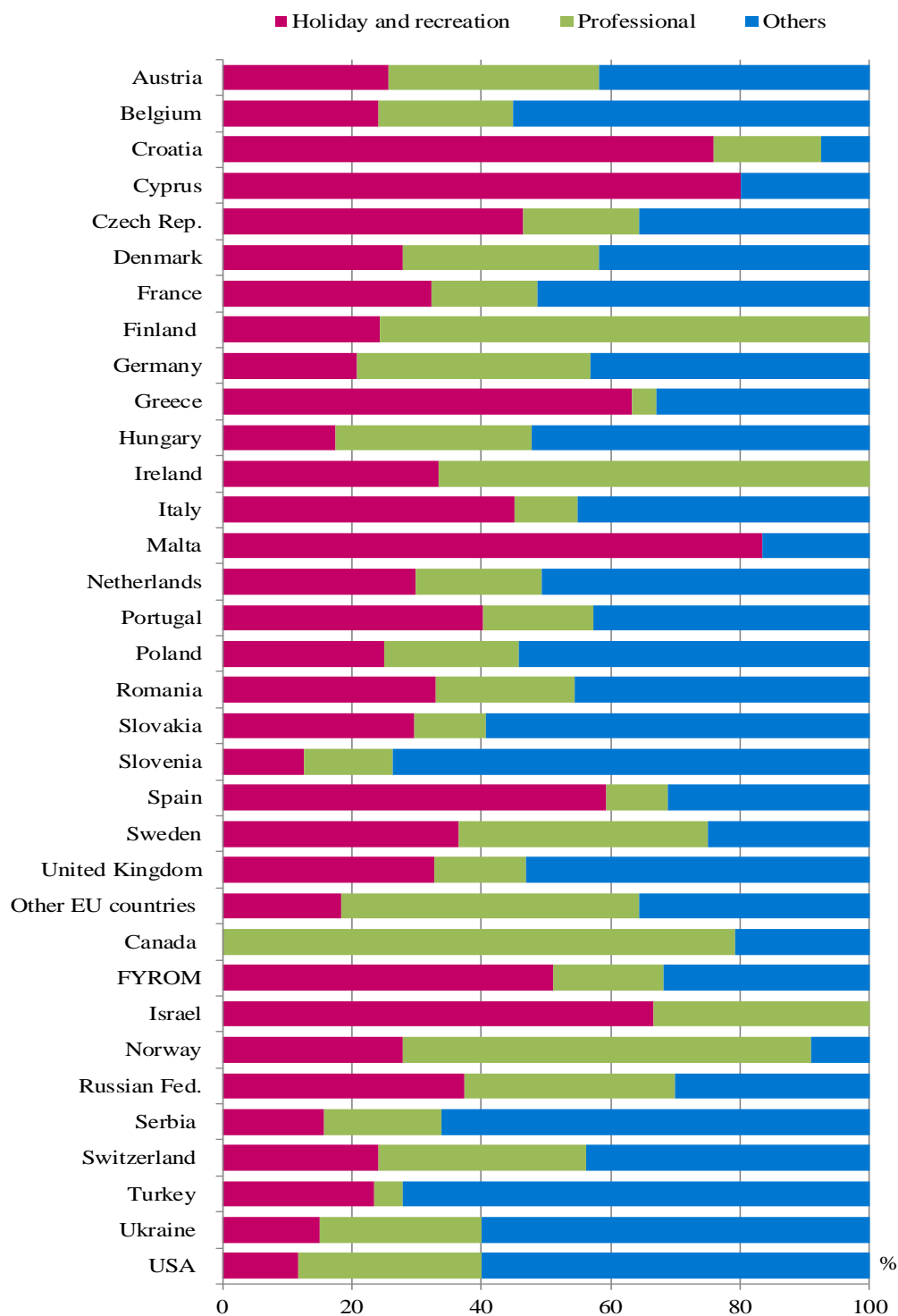


The trips with other purposes (as a guest, education and visit the cultural and sport events) in August 2016 composed the greatest share of the total number of trips of Bulgarian residents abroad - 44.7%, followed by the trips with holiday and recreation purpose - 41.7%, and with professional purpose - 13.6%. In comparison with August 2015 an increase was registered in the trips by all observed purposes: with other purposes - by 16.6%, with holiday and recreation purpose - by 14.7% and with professional purpose - by 13.1%.

In August 2016, the trips with other purposes formed 72.1% of all trips to Turkey and 66.1% to Serbia, while the trips to Croatia and Greece with holiday and recreation purpose were 75.8% and 63.2% respectively of all trips of Bulgarian residents to these countries (Figure 2).



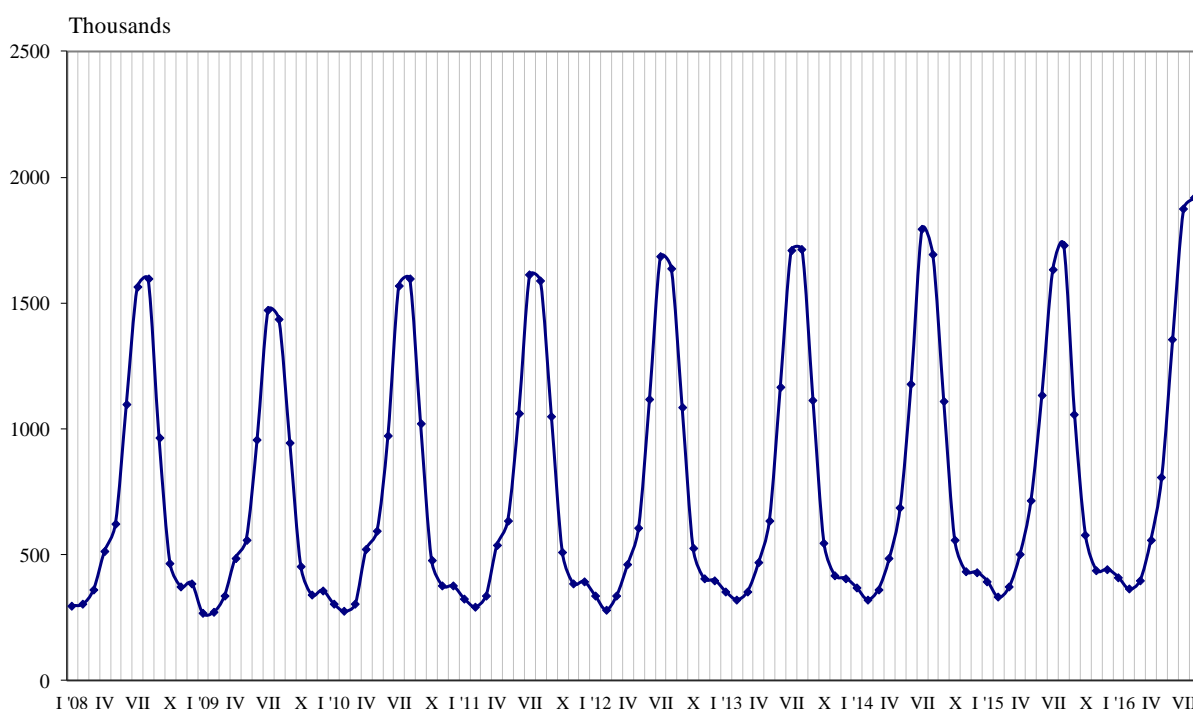
Figure 2. Structure of the trips of Bulgarian residents abroad by purpose of visit and country of destination in August 2016





In August 2016, the number of arrivals of visitors from abroad to Bulgaria was 1 917.5 thousand (Annex, Table 2) or by 10.9% more in comparison with August 2015 (Figure 3). An increase was registered in the trips by all observed purposes: with holiday and recreation purpose - by 18.4%, with professional purpose - by 8.7%, and with other purposes - by 0.7%.

Figure 3. Arrivals of visitors from abroad to Bulgaria by months



The share of visits of EU citizens was 60.8% of the total number of foreigners' visits to Bulgaria in August 2016 or by 16.5% more in comparison with the same month of the previous year. An increase was registered in the visits of citizens from Denmark - by 57.5%, Poland - by 35.2%, Germany - by 27.2%, Belgium - by 26.3%, Czech Republic - by 21.9%, Hungary - by 20.0%, Greece - by 18.8%, Austria - by 11.6%, and etc. At the same time decreased the visits from Portugal - by 9.9%, Italy - by 9.5%, Spain - by 5.2%, and etc.

The visits of foreigners in the group 'Other European countries'¹ increased by 3.7%, as the highest growth was observed in the visits of citizens of Russian Federation - by 20.2%.

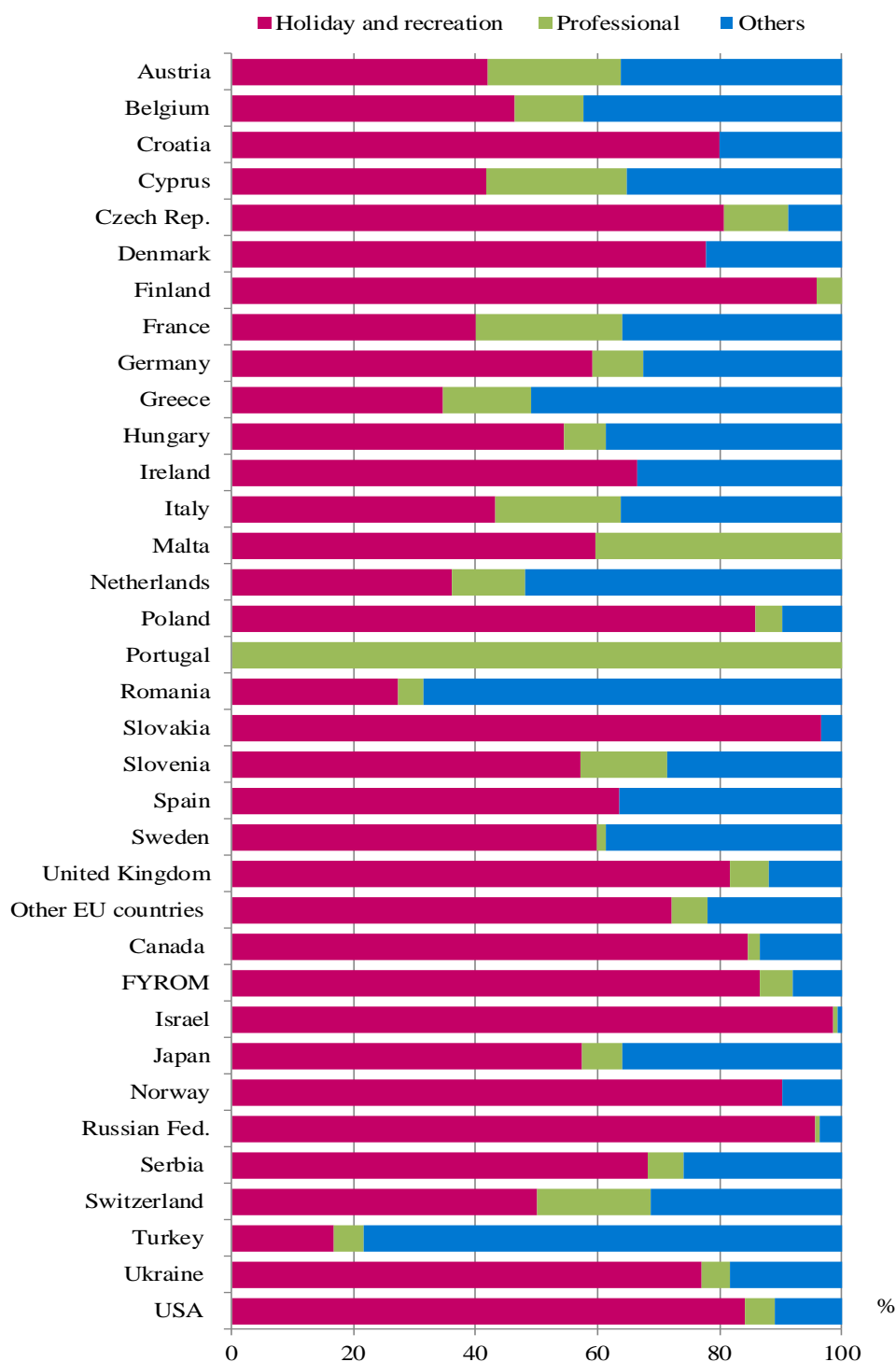
In August 2016, the predominant share of the visits with holiday and recreation purpose was 57.7%, followed by trips with other purposes (including as guest and passing transit) - 35.0%, and with professional purpose - 7.3%.

The visits with holiday and recreation purpose formed 98.6% of the arrivals from Israel, 96.6% - by Slovakia and 95.6% - from Russian Federation. The visits with other purposes were 78.4% of all arrivals from Turkey and 68.5% - from Romania (Figure 4).

¹Group 'Other European countries' includes countries in Europe outside EU.



Figure 4. Structure of the arrivals of visitors to Bulgaria from abroad by purpose of visit and country of origin in August 2016





Methodological notes

The definitions recommended by the World Tourist Organization and the Methodological manual for tourism by Eurostat are applied by the National Statistical Institute.

In accordance with these definitions **an international tourist** is any person who travels to a country other than his/her permanent residence for at least 24 hours but no more than one year and whose main purpose is not doing any activity for payment.

The purposes of visiting a country are the following:

- Excursion, holiday or entertainment (visits to cultural or historical landmarks, sport events and other);
- Visiting friends and relatives;
- Professional purposes (business trips, participation in conferences, congresses, concluding deals, and etc.);
- Other (education, medical treatment, and etc.) purposes.

Statistical data on the trips of Bulgarian citizens travelling abroad and visits by foreigners to Bulgaria are obtained on the basis of monthly information received from the Ministry of Interior and sample survey of the National Statistical Institute among Bulgarian and foreign citizens passing through border check points.

Data on the number of the trips of the citizens of the European Union are estimated on the basis of the information obtained from the Ministry of Interior and the airport authorities. Data on the number of citizens from 'third countries' are obtained directly from the Ministry of Interior.

Data on the purposes of the trips are obtained on the basis of the NSI's regular monthly sample survey of passing Bulgarian and foreign citizens through the border check points.



Annex

Table 1

**Trips of Bulgarian residents abroad by purposes of visit
and country of destination in August 2016**

(Number)

Country of destination	Total	Purpose of visit		
		Holiday and recreation	Professional	Others
Total	590585	246104	80339	264142
EU	387201	184818	51247	151136
Austria	15430	3962	5004	6464
Belgium	6612	1588	1390	3634
Croatia	2745	2081	456	208
Cyprus	1490	1192	-	298
Czech Republic	9271	4304	1656	3311
Denmark	2955	825	892	1238
Finland	399	97	302	-
France	14918	4838	2419	7661
Germany	32331	6689	11705	13937
Greece	182108	115106	6872	60130
Hungary	5263	915	1602	2746
Ireland	1753	584	1169	-
Italy	22163	10021	2145	9997
Malta	1416	1179	-	237
Netherlands	5614	1673	1098	2843
Poland	3148	787	656	1705
Portugal	1223	492	208	523
Romania	37541	12355	8078	17108
Slovakia	2188	648	244	1296
Slovenia	4985	624	688	3673
Spain	14889	8839	1396	4654
Sweden	1003	367	384	252
United Kingdom	16545	5429	2327	8789
Other EU countries	1211	223	556	432
Other European countries	189173	55417	23274	110482
The Former Yugoslav Republic of Macedonia	49220	25133	8378	15709
Norway	1030	287	649	94
Russian Federation	5757	2146	1876	1735
Serbia	40709	6391	7402	26916
Switzerland	708	170	227	311
Turkey	88526	20805	3936	63785
Ukraine	3223	485	806	1932
Other countries	5544	2077	2412	1055
Canada	1371	-	1086	285
Israel	2889	1926	963	-
USA	1284	151	363	770
Rest of the world	8667	3792	3406	1469



Table 2

**Arrivals of visitors from abroad to Bulgaria
by purpose of visit and country of origin in August 2016**

(Number)

Country of origin	Total	Purpose of visit		
		Holiday and recreation	Professional	Others
Total	1917542	1105911	139529	672102
EU	1165204	634828	109052	421324
Austria	54453	22818	11928	19707
Belgium	32901	15282	3705	13914
Croatia	1690	1352	-	338
Cyprus	3448	1437	797	1214
Czech Republic	70988	57288	7472	6228
Denmark	22972	17867	-	5105
Finland	5683	5446	237	-
France	45335	18134	10880	16321
Germany	269831	159567	22519	87745
Greece	138113	47808	20186	70119
Hungary	35492	19359	2451	13682
Ireland	4827	3216	-	1611
Italy	19890	8573	4115	7202
Malta	478	285	193	-
Netherlands	37676	13563	4521	19592
Poland	126199	108437	5609	12153
Portugal	1550	-	1550	-
Romania	188002	51273	7888	128841
Slovakia	18426	17791	-	635
Slovenia	4773	2727	682	1364
Spain	7971	5072	-	2899
Sweden	8704	5222	121	3361
United Kingdom	51141	41740	3345	6056
Other EU countries	14661	10571	853	3237
Other European countries	564811	320566	22830	221415
The Former Yugoslav Republic of Macedonia	51454	44506	2873	4075
Norway	10488	9456	-	1032
Russian Federation	138380	132264	1306	4810
Serbia	58068	39624	3430	15014
Switzerland	5196	2598	974	1624
Turkey	232362	38997	11068	182297
Ukraine	68863	53121	3179	12563
Other countries	52454	49100	1004	2350
Canada	2764	2339	55	370
Israel	37193	36670	314	209
Japan	1610	926	106	578
USA	10887	9165	529	1193
Rest of the world	135073	101417	6643	27013