



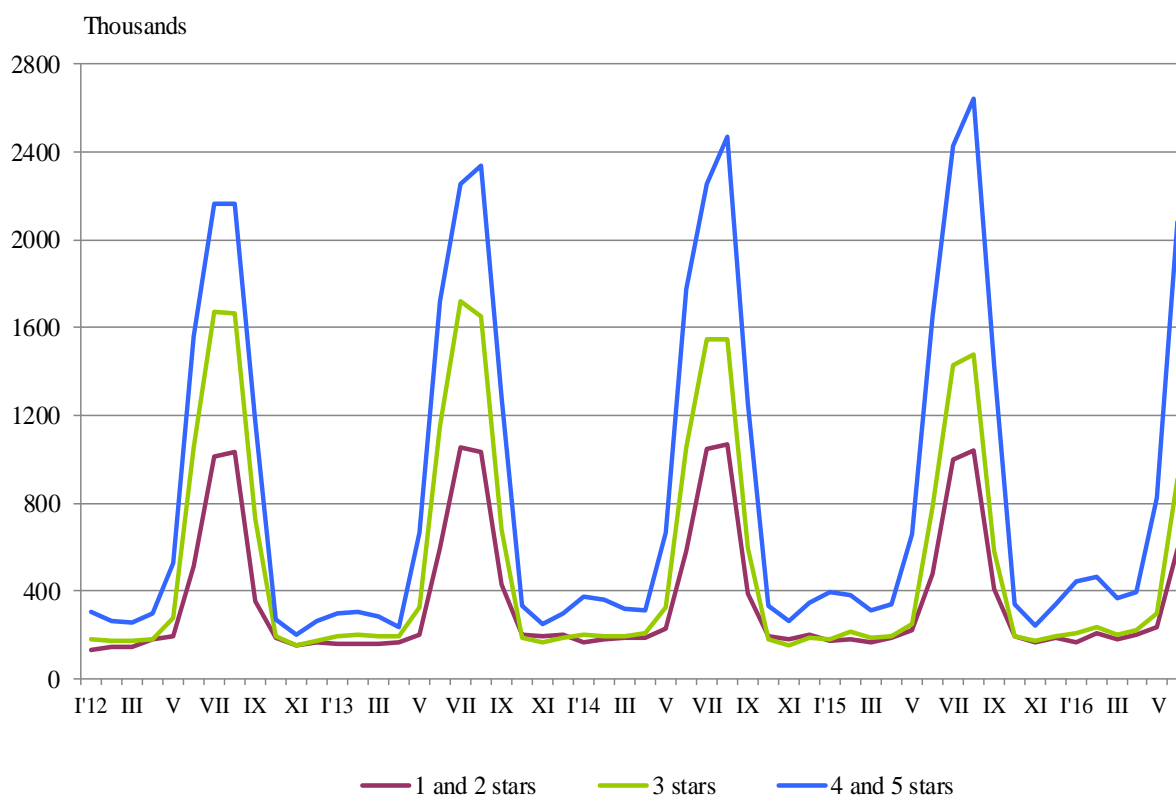
ACTIVITY OF ACCOMMODATION ESTABLISHMENTS IN JUNE 2016

In June 2016, 2 756 accommodation establishments - hotels, motels, camping sites, mountain chalets and other establishments for short-term accommodation with more than 10 bed-places were functioned in the country (Annex, Table 1). The total number of the rooms in them was 125.8 thousand and the bed-places were 279.5 thousand. In comparison with June 2015 the total number of accommodation establishments (functioned during the period) increased by 0.9% and the bed-places in them - by 3.9%.

The total number of the nights spent in all accommodation establishments registered in June 2016 was 3 583.5 thousand, or by 23.2% more in comparison with the same month of the previous year, as the greatest increase (by 26.0%) was observed in 4 and 5 stars accommodation establishments.

In June 2016, 67.2% of all nights spent by foreign citizens and 29.2% of all nights spent by Bulgarians were realized in 4 and 5 stars hotels. In 3 stars accommodation establishments were spent 24.1% of all nights by foreigners and 29.6% of all nights by Bulgarian residents, while in the rest of accommodation establishments (with 1 and 2 stars) they were 8.7% and 41.2% respectively.

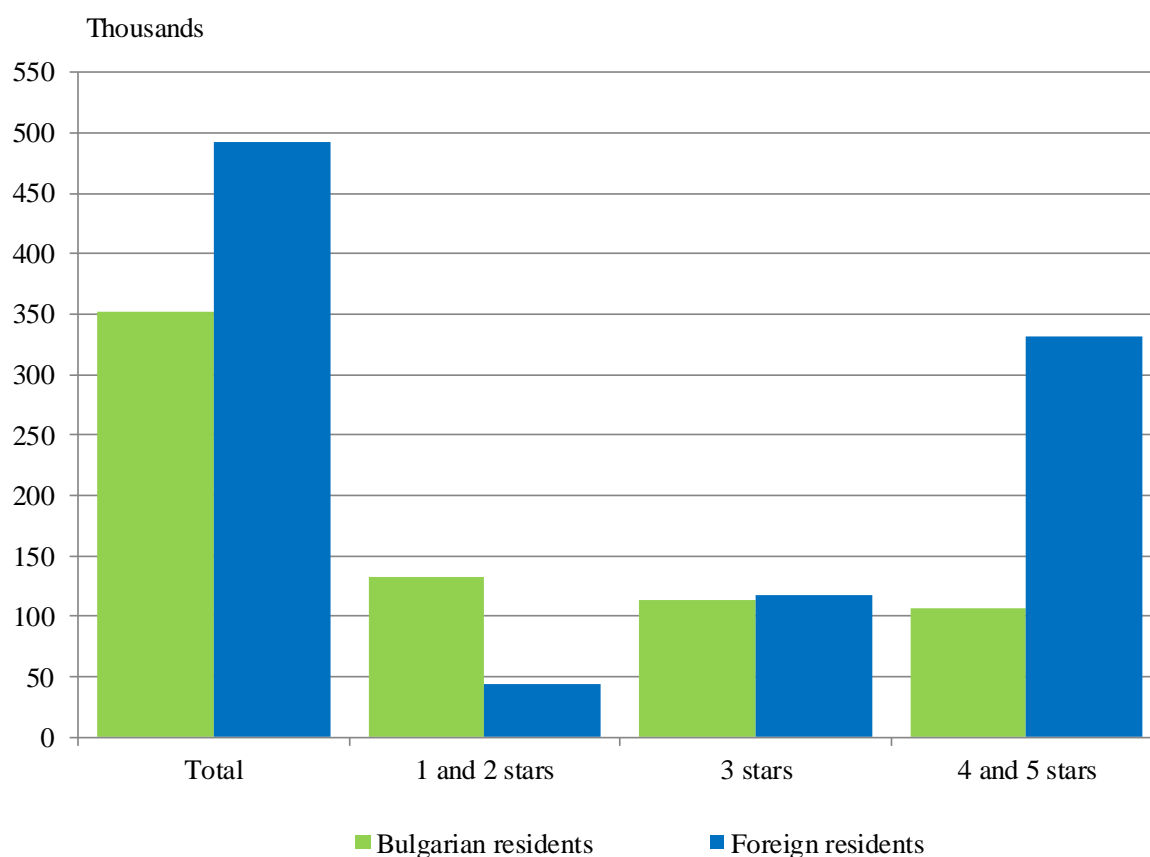
Figure 1. The nights spent in accommodation establishments by categories and months





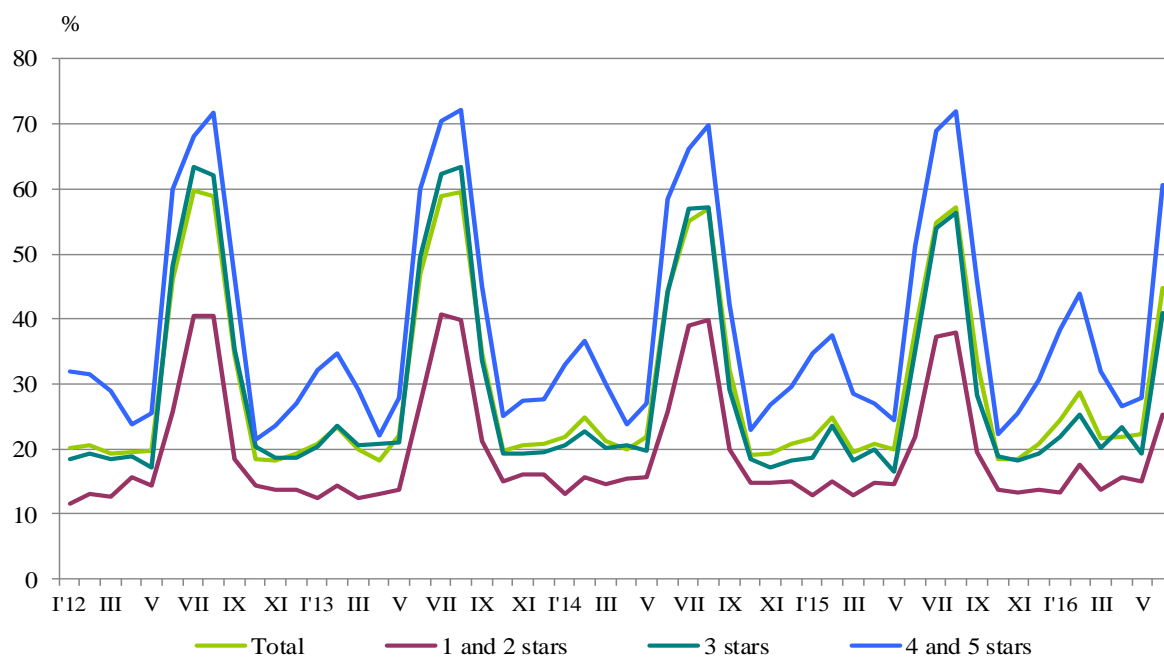
In June 2016, the arrivals in all accommodation establishments increased by 16.5% compared to the same month of 2015 and reached 844.3 thousand. Bulgarian guests were 41.7% of all arrivals as the majority part (69.8%) of them spent the nights in accommodation establishments with 1 and 2 or 3 stars and spent 2.5 nights on the average. The arrivals of foreigners were 492.4 thousand as 67.3% of them spent nights in hotels with 4 and 5 stars. On the average 5.5 nights were spent by foreigners.

Figure 2. Arrivals in accommodation establishments by categories in June 2016



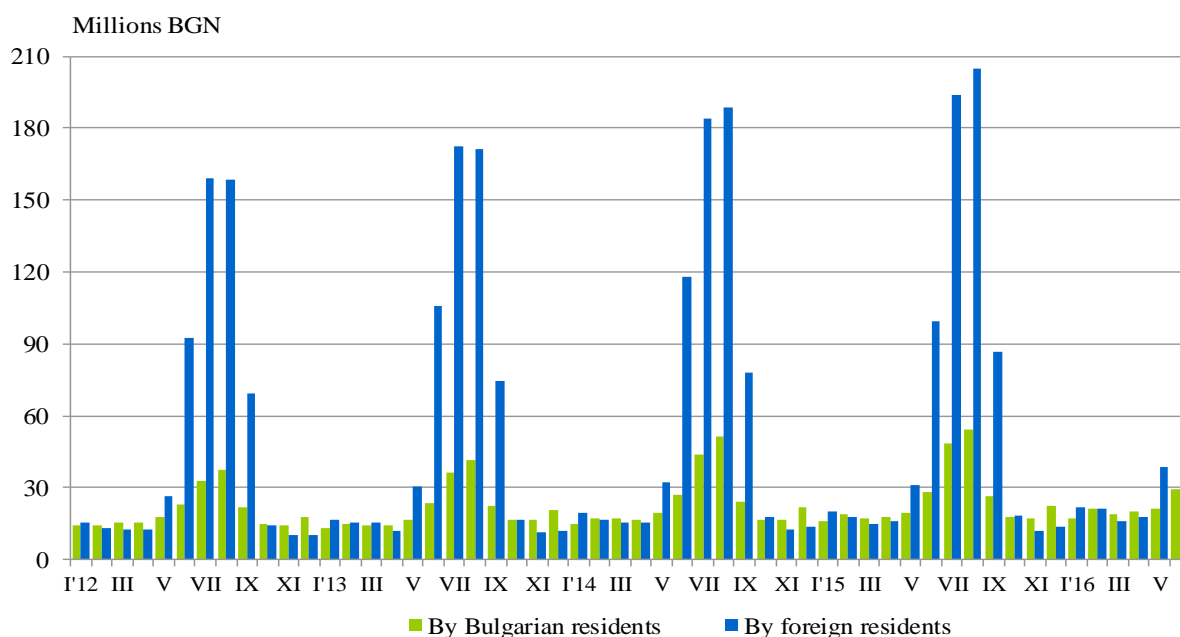
In June 2016, the total occupancy of the bed-places in accommodation establishments was 44.8%, as compared to June 2015 increased by 6.6 percentage points. The highest was occupancy of the bed-places in 4 and 5 stars accommodation establishments - 60.5%, followed by 3 stars accommodation establishments - 41.0%, and with 1 and 2 stars - 25.2%.

Figure 3. The occupation of the bed-places in accommodation establishments by categories and months



The total revenues from nights spent in June 2016 reached 163.7 million BGN or by 28.6% more compared to June 2015. An increase was registered in the revenues from both foreign citizens and Bulgarian - by 35.4% and 4.3% respectively.

Figure 4. The revenues from nights spent in accommodation establishments by months





Methodological notes

Since 2012 the statistical survey on **accommodation establishments** has been carried out monthly in compliance with the Regulation 692/2011 of the European Parliament and of the Council concerning European statistics on tourism and the regulation 1051/2011 of the Commission implementing Regulation 692/2011 of the European Parliament and of the Council concerning European statistics on tourism, as regards the structure of the quality reports and the transmission of the data.

All categorized hotels, camping sites and other types of accommodation establishments with more than 10 bed-places in use during the reporting period were included in the observation.

The indicator **other accommodation establishments** include the holiday settlements, hostels, guests houses, bungalows, rest houses, mountain chalets, private rooms and flats and other establishments for short accommodation.

Available Bed Capacity is the maximum number of bed-places on offer for each day of the reference month.

In the **revenues from nights spent** in accommodation establishments are included the sums paid by the guests, without the extra services.



Annex

Table 1

Activity of accommodation establishments in June 2015¹

Districts	Accommodation establishments - in numbers	Bed-places - in numbers	Available bed-nights - in numbers	Nights spent - in numbers		Arrivals in accommodation establishments - in numbers		Revenues from nights spent - Thousands BGN	
				Total	of which: By Foreigners	Total	of which: Foreigners	Total	of which: By Foreigners
Total	2756	279509	8000307	3583521	2729615	844329	492364	163652	134399
Blagoevgrad	203	12527	352593	63841	17047	30901	7681	2843	1065
Burgas	556	104329	2956554	1675461	1424060	266410	205717	73685	66428
Varna	355	61836	1818044	954624	844669	175540	136665	44379	40400
Veliko Tarnovo	112	5133	152185	31954	8652	19824	6359	1153	430
Vidin	32	887	25274	6099	1535	4771	954	240	69
Vratsa	28	936	27593	7686	899	3731	402	188	36
Gabrovo	63	3377	96564	21108	2656	12607	1494	585	97
Dobrich	141	24461	638848	309509	258089	59475	42059	15009	12606
Kardzhali	32	1027	29584	8265	1219	5343	826	249	56
Kyustendil	76	3231	96930	15034	3009	8621	1523	483	138
Lovech	79	4076	113585	20486	1146	12569	705	733	47
Montana	27	1189	35670	6635	536	2759	264	175	28
Pazardzhik	57	4292	122896	45558	6518	16681	1530	1912	443
Pernik	13	552	16560	2828	598	1592	327	63	25
Pleven	23	1219	33465	8023	1704	4525	728	375	103
Plovdiv	181	9194	271982	91100	29306	43153	12001	4128	1955
Razgrad	16	587	17610	4081	468	2536	295	141	17
Ruse	42	1742	52260	14700	4508	9368	2627	705	256
Silistra	14	507	15210	3033	557	2353	454	128	30
Sliven	56	1909	55979	8249	1580	4752	734	295	94
Smolyan	241	8806	255355	30527	3082	17414	1721	933	118
Sofia	98	7238	210550	36529	4646	18470	2043	1182	166
Sofia (stolitsa)	123	11410	342300	154137	100831	91136	59018	11785	9141
Stara Zagora	57	4504	127522	38185	7144	15185	3437	1389	417
Targovishte	19	829	24870	5538	745	2698	349	153	38
Haskovo	36	1384	41520	7694	1935	5123	1360	303	87
Shumen	54	1596	47537	7389	1154	4627	657	230	49
Yambol	22	731	21267	5248	1322	2165	434	208	60

¹ In use.