



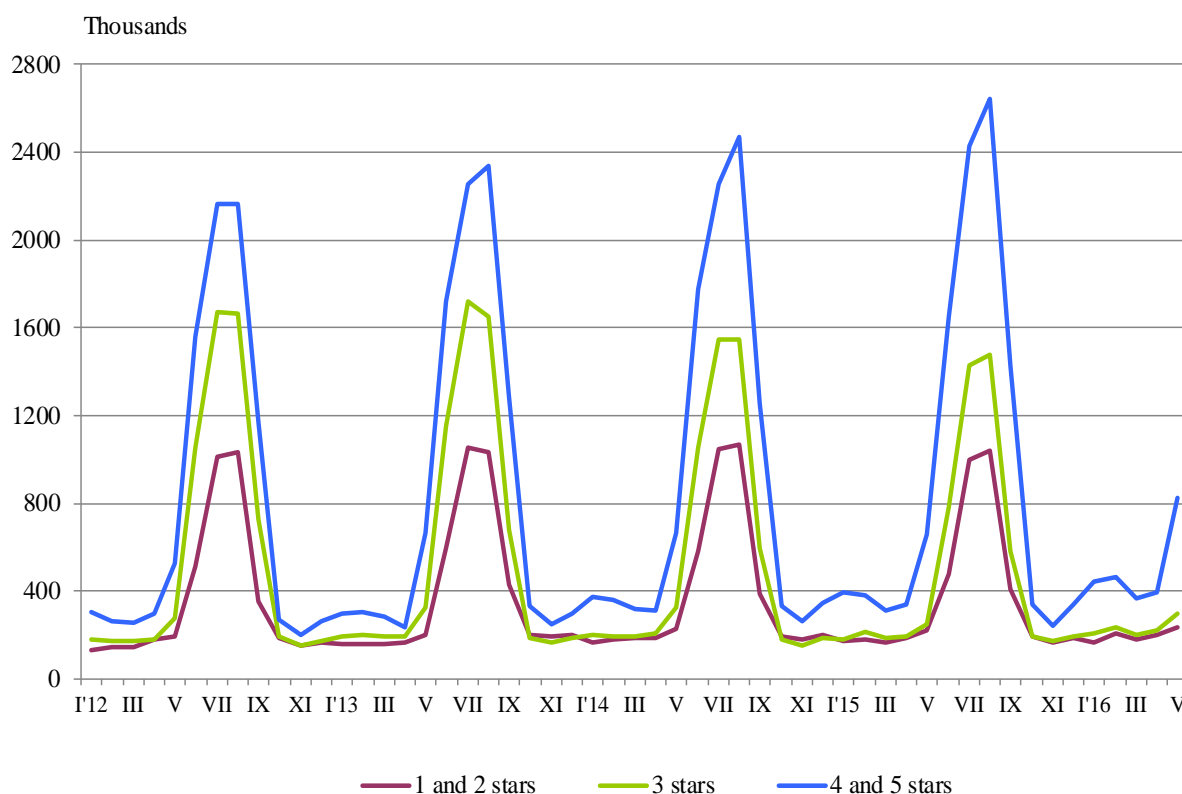
ACTIVITY OF ACCOMMODATION ESTABLISHMENTS IN MAY 2016

In May 2016, 2 228 accommodation establishments - hotels, motels, camping sites, mountain chalets and other establishments for short-term accommodation with more than 10 bed-places were functioned in the country (Annex, Table 1). The total number of the rooms in them was 102.3 thousand and the bed-places were 222.1 thousand. In comparison with May 2015 the total number of accommodation establishments (functioned during the period) decreased by 1.3%, while the bed-places in them increased by 3.2%.

The total number of the nights spent in all accommodation establishments registered in May 2016 was 1 350.5 thousand, or by 20.0% more in comparison with the same month of the previous year, as the greatest increase (by 24.6%) was observed in 4 and 5 stars accommodation establishments.

In May 2016, 78.6% of all nights spent by foreign citizens and 36.0% of all nights spent by Bulgarians were realized in 4 and 5 stars hotels. In 3 stars accommodation establishments were spent 15.5% of all nights by foreigners and 30.6% of all nights by Bulgarian residents, while in the rest of accommodation establishments (with 1 and 2 stars) they were 5.9% and 33.4% respectively.

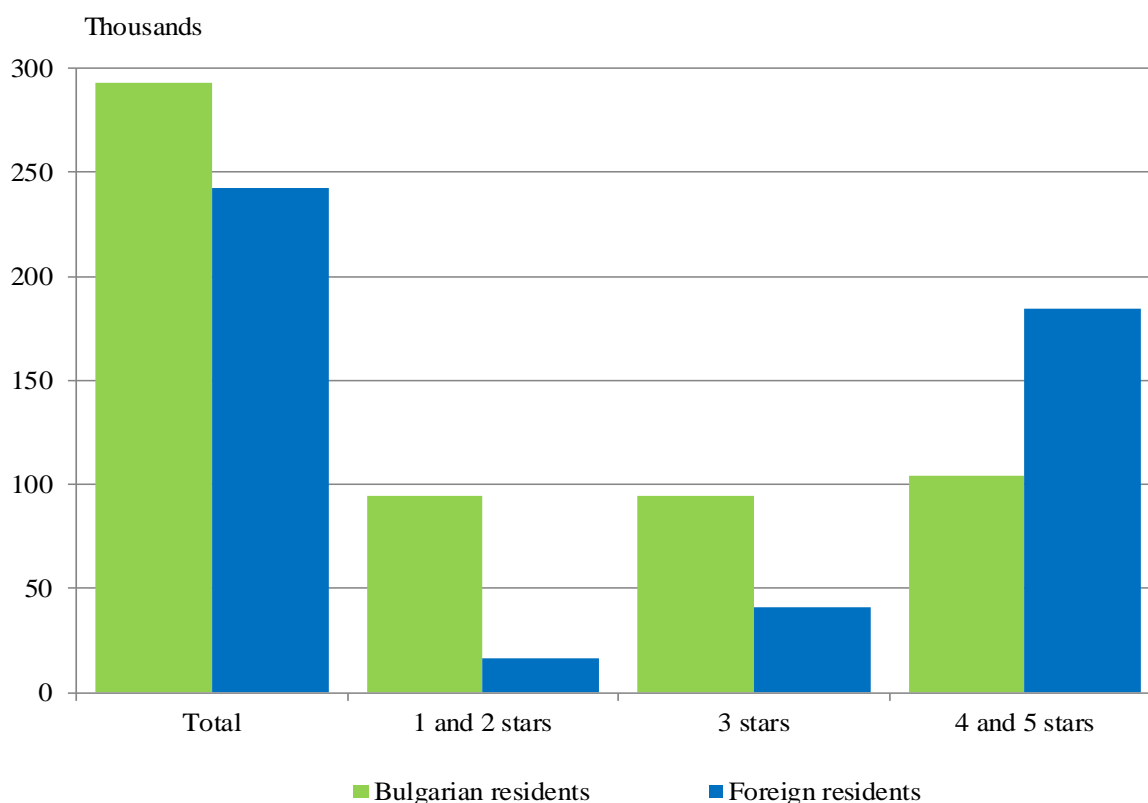
Figure 1. The nights spent in accommodation establishments by categories and months





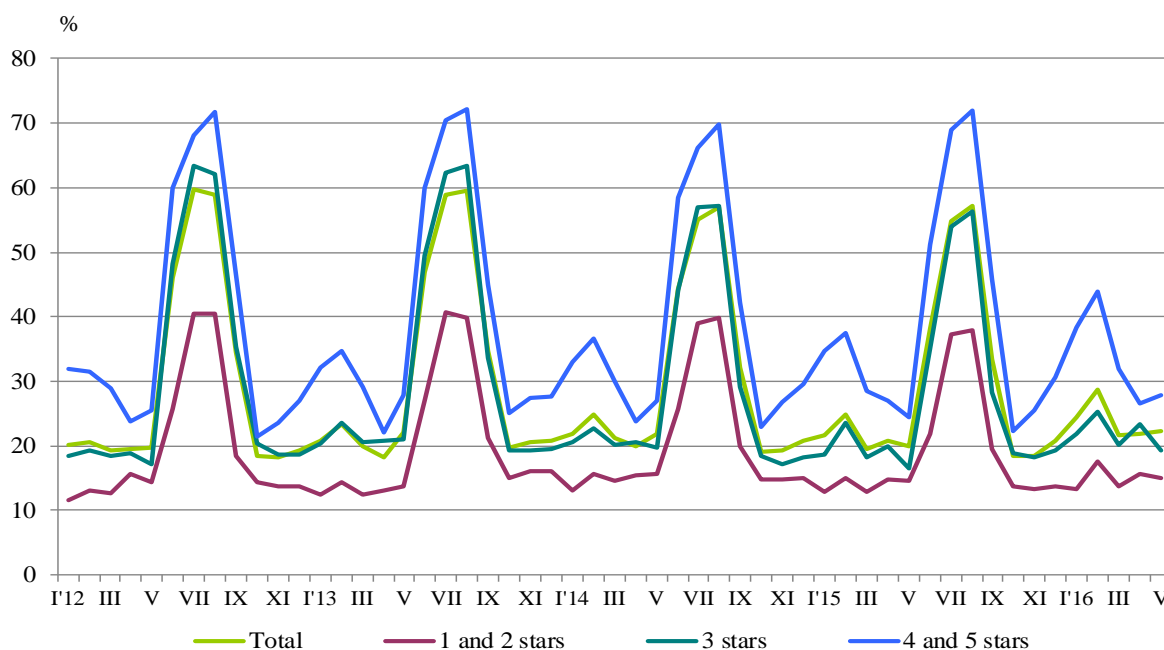
In May 2016, the arrivals in all accommodation establishments increased by 15.0% compared to the same month of 2015 and reached 535.8 thousand. Bulgarian guests were 54.7% of all arrivals as the majority part (64.6%) of them spent the nights in accommodation establishments with 1 and 2 or 3 stars and spent 1.9 nights on the average. The arrivals of foreigners were 242.8 thousand as 76.1% of them spent nights in hotels with 4 and 5 stars. On the average 3.3 nights were spent by foreigners.

Figure 2. Arrivals in accommodation establishments by categories in May 2016



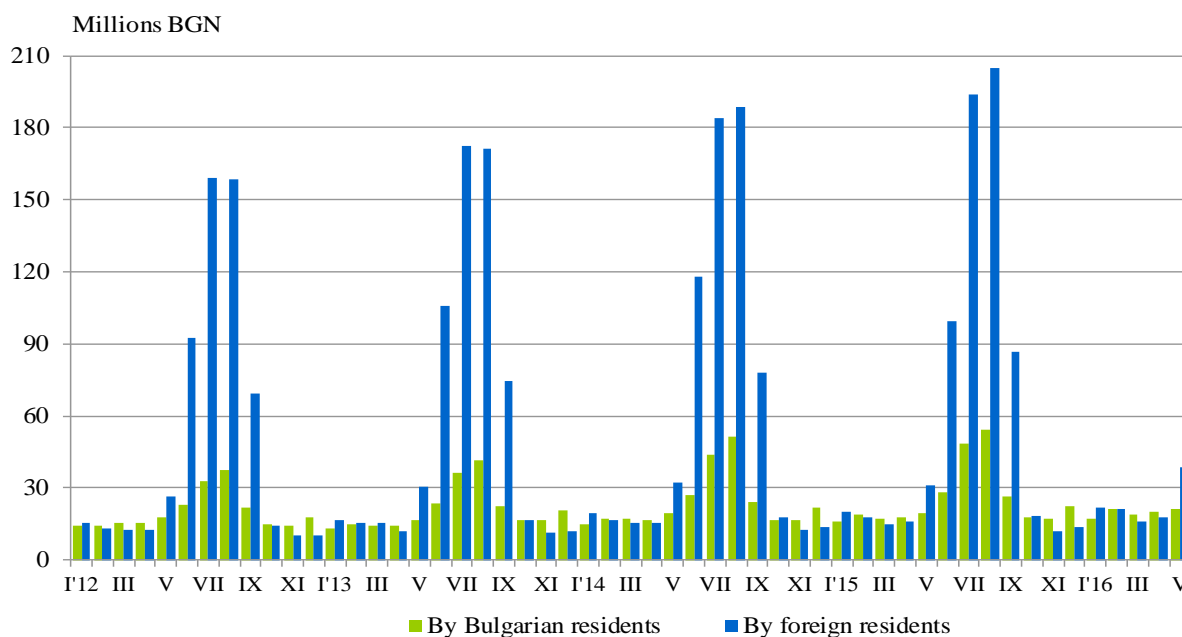
In May 2016, the total occupancy of the bed-places in accommodation establishments was 22.3%, as compared to May 2015 increased by 2.4 percentage points. The highest was occupancy of the bed-places in 4 and 5 stars accommodation establishments - 27.8%, followed by 3 stars accommodation establishments - 19.4%, and with 1 and 2 stars - 15.0%.

Figure 3. The occupation of the bed-places in accommodation establishments by categories and months



The total revenues from nights spent in May 2016 reached 59.8 million BGN or by 18.7% more compared to May 2015. An increase was registered in the revenues from both foreign citizens and Bulgarian - by 25.2% and 8.3% respectively.

Figure 4. The revenues from nights spent in accommodation establishments by months





Methodological notes

Since 2012 the statistical survey on **accommodation establishments** has been carried out monthly in compliance with the Regulation 692/2011 of the European Parliament and of the Council concerning European statistics on tourism and the regulation 1051/2011 of the Commission implementing Regulation 692/2011 of the European Parliament and of the Council concerning European statistics on tourism, as regards the structure of the quality reports and the transmission of the data.

All categorized hotels, camping sites and other types of accommodation establishments with more than 10 bed-places in use during the reporting period were included in the observation.

The indicator **other accommodation establishments** include the holiday settlements, hostels, guests houses, bungalows, rest houses, mountain chalets, private rooms and flats and other establishments for short accommodation.

Available Bed Capacity is the maximum number of bed-places on offer for each day of the reference month.

In the **revenues from nights spent** in accommodation establishments are included the sums paid by the guests, without the extra services.



Annex

Table 1

Activity of accommodation establishments in May 2015¹

Districts	Accommodation establishments - in numbers	Bed-places - in numbers	Available bed-nights - in numbers	Nights spent - in numbers		Arrivals in accommodation establishments - in numbers		Revenues from nights spent - Thousands BGN	
				Total	of which: By Foreigners	Total	of which: Foreigners	Total	of which: By Foreigners
Total	2228	222080	6043008	1350464	787378	535759	242785	59839	38807
Blagoevgrad	193	12022	325750	62165	14484	30348	6760	2932	774
Burgas	265	74174	1743097	361454	283967	92943	61194	14374	11702
Varna	223	46507	1375855	320449	265326	94891	68021	13589	11332
Veliko Tarnovo	109	5021	155373	29826	7598	20291	5717	1132	397
Vidin	27	795	23863	4770	1321	3558	842	184	52
Vratsa	26	911	28241	7010	1375	3468	511	185	48
Gabrovo	64	3404	100453	20091	2046	11535	1043	554	91
Dobrich	82	15049	351508	71522	53559	23481	14812	3237	2467
Kardzhali	32	1022	30339	8745	1696	5756	1071	257	63
Kyustendil	70	3020	93620	10604	1354	6593	850	349	..
Lovech	77	4039	116031	18587	962	10611	492	628	37
Montana	27	1189	36859	4825	443	2451	261	133	20
Pazardzhik	54	4074	117328	41338	4082	16830	1296	1964	281
Pernik	12	568	17608	2202	436	1592	259	58	..
Pleven	24	1257	35595	7540	1285	4335	606	282	68
Plovdiv	177	9093	278700	85365	25235	44221	11577	3863	1687
Razgrad	16	587	18197	4164	532	2613	260	130	19
Ruse	39	1702	52762	14479	3711	9235	2176	695	221
Silistra	14	517	15520	3010	721	1992	389	117	32
Sliven	59	1963	60829	7984	2553	4425	951	319	133
Smolyan	240	8717	265731	26815	2047	14906	1058	777	74
Sofia	91	6741	200284	29952	3694	15144	1556	1003	147
Sofia (stolitsa)	124	11433	354030	148286	97509	87864	55508	10985	8457
Stara Zagora	54	3694	105342	31519	5036	11244	2231	1148	341
Targovishte	20	869	26939	5408	800	2504	419	163	36
Haskovo	37	1414	42957	9925	3062	6225	1819	378	128
Shumen	51	1580	48606	7402	1274	4772	708	226	52
Yambol	21	718	21591	5027	1270	1931	398	177	60

¹ In use.

‘..’ Confidential data.