



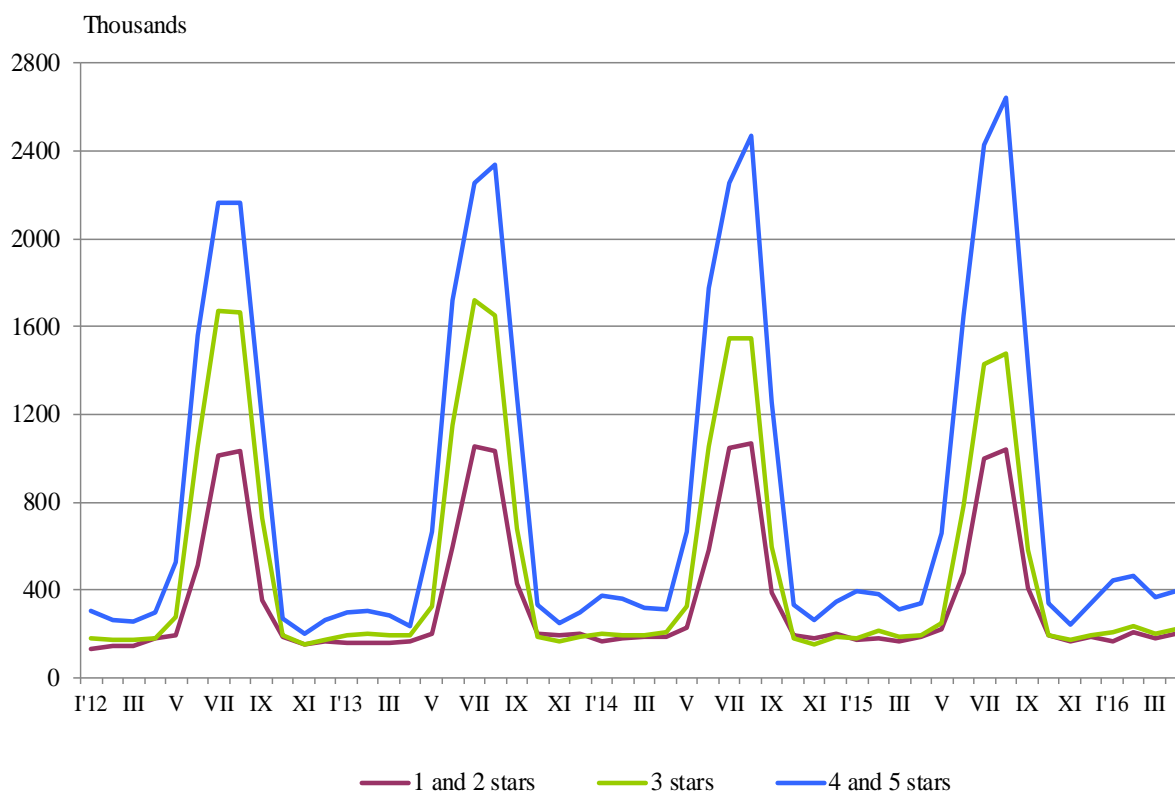
ACTIVITY OF ACCOMMODATION ESTABLISHMENTS IN APRIL 2016

In April 2016, 1 985 accommodation establishments - hotels, motels, camping sites, mountain chalets and other establishments for short-term accommodation with more than 10 bed-places were functioned in the country (Annex, Table 1). The total number of the rooms in them was 72.1 thousand and the bed-places were 150.8 thousand. In comparison with April 2015 the total number of accommodation establishments (functioned during the period) remained approximately the same level, while the bed-places in them increased by 16.0%.

The total number of the nights spent in all accommodation establishments registered in April 2016 was 814.4 thousand, or by 12.7% more in comparison with the same month of the previous year, as the greatest increase (by 15.5%) was observed in 4 and 5 stars accommodation establishments.

In April 2016, 73.1% of all nights spent by foreign citizens and 35.1% of all nights spent by Bulgarians were realized in 4 and 5 stars hotels. In 3 stars accommodation establishments were spent 18.4% of all nights by foreigners and 31.6% of all nights by Bulgarian residents, while in the rest of accommodation establishments (with 1 and 2 stars) they were 8.5% and 33.3% respectively.

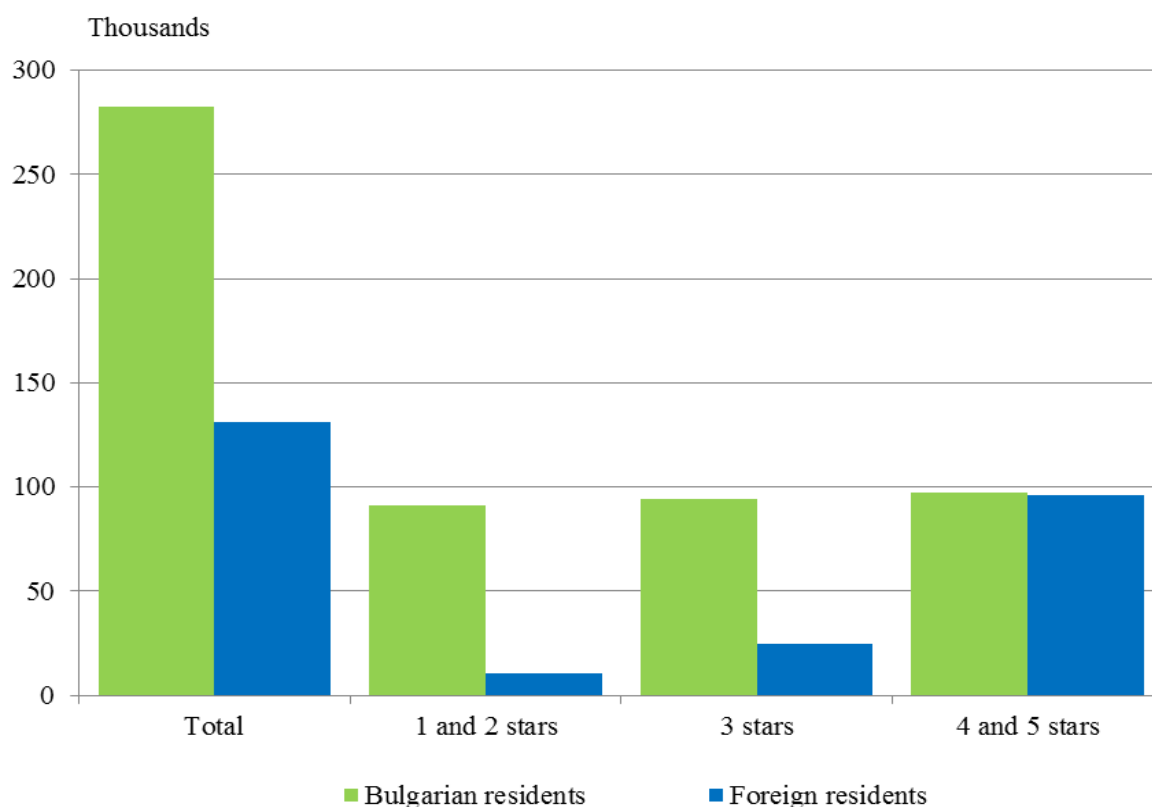
Figure 1. The nights spent in accommodation establishments by categories and months





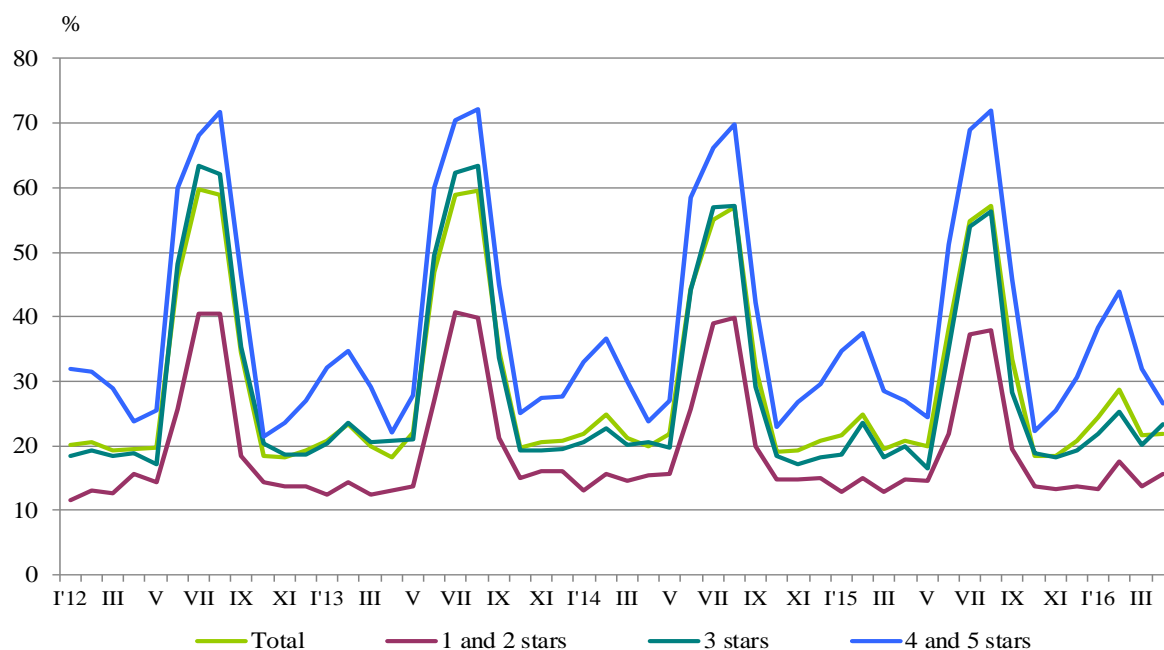
In April 2016, the arrivals in all accommodation establishments increased by 19.9% compared to the same month of 2015 and reached 413.6 thousand. Bulgarian guests were 68.3% of all arrivals as the majority part (65.6%) of them spent the nights in accommodation establishments with 1 and 2 or 3 stars and spent 1.9 nights on the average. The arrivals of foreigners were 131.0 thousand as 73.2% of them spent nights in hotels with 4 and 5 stars. On the average 2.1 nights were spent by foreigners.

Figure 2. Arrivals in accommodation establishments by categories in April 2016



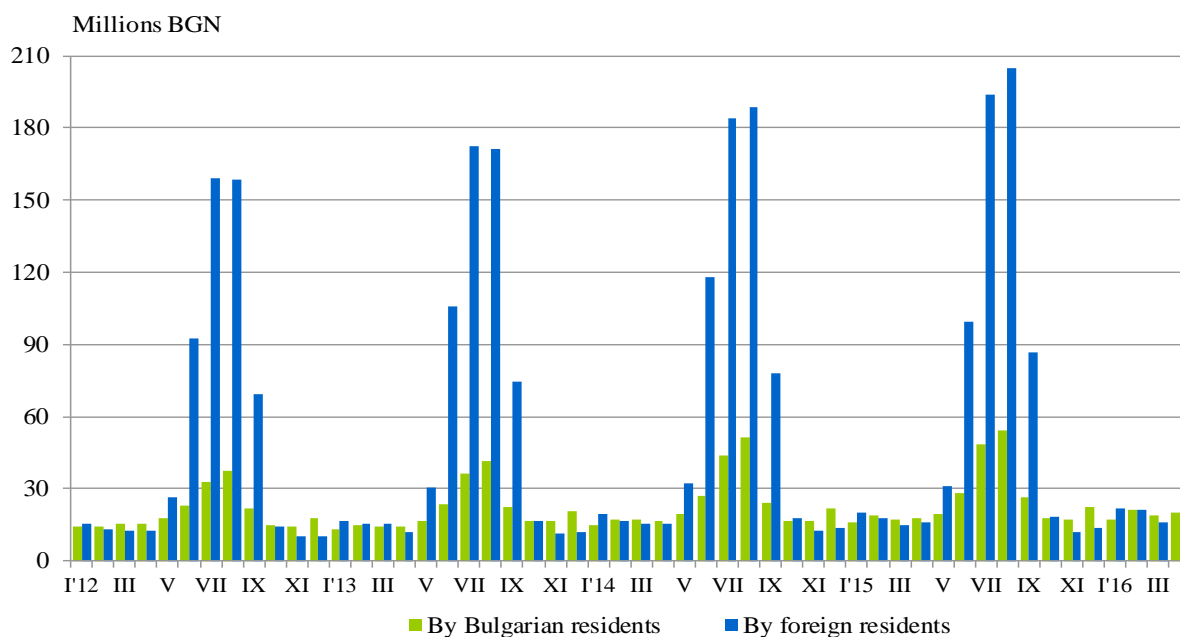
In April 2016, the total occupancy of the bed-places in accommodation establishments was 21.9%, as compared to April 2015 increased by 1.2 percentage points. The highest was occupancy of the bed-places in 4 and 5 stars accommodation establishments - 26.5%, followed by 3 stars accommodation establishments - 23.3%, and with 1 and 2 stars - 15.6%.

Figure 3. The occupation of the bed-places in accommodation establishments by categories and months



The total revenues from nights spent in April 2016 reached 37.8 million BGN or by 12.1% more compared to April 2015. An increase was registered in the revenues from both Bulgarian and foreign citizens - by 13.1% and 10.9% respectively.

Figure 4. The revenues from nights spent in accommodation establishments by months





Methodological notes

Since 2012 the statistical survey on **accommodation establishments** has been carried out monthly in compliance with the Regulation 692/2011 of the European Parliament and of the Council concerning European statistics on tourism and the regulation 1051/2011 of the Commission implementing Regulation 692/2011 of the European Parliament and of the Council concerning European statistics on tourism, as regards the structure of the quality reports and the transmission of the data.

All categorized hotels, camping sites and other types of accommodation establishments with more than 10 bed-places in use during the reporting period were included in the observation.

The indicator **other accommodation establishments** include the holiday settlements, hostels, guests houses, bungalows, rest houses, mountain chalets, private rooms and flats and other establishments for short accommodation.

Available Bed Capacity is the maximum number of bed-places on offer for each day of the reference month.

In the **revenues from nights spent** in accommodation establishments are included the sums paid by the guests, without the extra services.



Annex

Table 1

Activity of accommodation establishments in April 2016¹

Districts	Accommodation establishments - in numbers	Bed-places - in numbers	Available bed-nights - in numbers	Nights spent - in numbers		Arrivals in accommodation establishments - in numbers		Revenues from nights spent - Thousands BGN	
				Total	of which: By foreigners	Total	of which: Foreigners	Total	of which: By foreigners
Total	1985	150763	3717096	814402	277684	413612	131020	37847	17553
Blagoevgrad	202	14094	383994	79612	17793	36790	7828	3293	907
Burgas	115	20005	311668	56861	26457	28123	13023	2515	1376
Varna	167	30838	669350	102513	62244	46891	24950	4615	2916
Veliko Tarnovo	109	4894	146300	28253	4593	17551	2981	1033	256
Vidin	29	815	23050	5190	821	3733	680	179	36
Vratsa	24	895	26850	9036	1557	3906	528	223	69
Gabrovo	64	3404	95349	20854	1455	11535	750	533	65
Dobrich	60	9578	149264	32506	20856	13208	7591	1501	1032
Kardzhali	33	1035	28252	6738	1284	4246	735	201	49
Kyustendil	64	2869	85770	9956	1269	5715	657	343	..
Lovech	71	3859	107496	19341	819	11192	433	661	42
Montana	25	1151	34530	3857	313	2385	169	126	16
Pazardzhik	56	4141	118240	47286	3181	20097	1159	2352	213
Pernik	14	692	20760	3314	449	1504	236	72	..
Pleven	25	1253	34326	8156	1025	4865	488	348	61
Plovdiv	168	8816	253710	88742	19342	43990	8514	3387	972
Razgrad	16	581	17430	4164	535	2438	218	126	21
Ruse	39	1705	49529	12414	3561	7875	1884	704	248
Silistra	14	510	15300	2512	274	1873	173	98	12
Sliven	55	1866	55980	6610	1077	4252	517	259	60
Smolyan	245	10351	279852	33418	1386	16117	721	961	51
Sofia	90	7380	216464	36329	5579	17449	2272	1291	217
Sofia (stolitsa)	124	11398	341730	144907	93265	83564	50571	11134	8421
Stara Zagora	53	4279	123381	29098	3294	10917	1363	1062	201
Targovishte	19	829	24870	3897	748	2074	320	129	35
Haskovo	35	1286	37683	7999	2641	5237	1437	314	108
Shumen	48	1526	45260	5904	1003	4184	546	205	45
Yambol	21	713	20708	4935	863	1901	276	182	38

¹ In use.

‘..’ - Confidential data.