



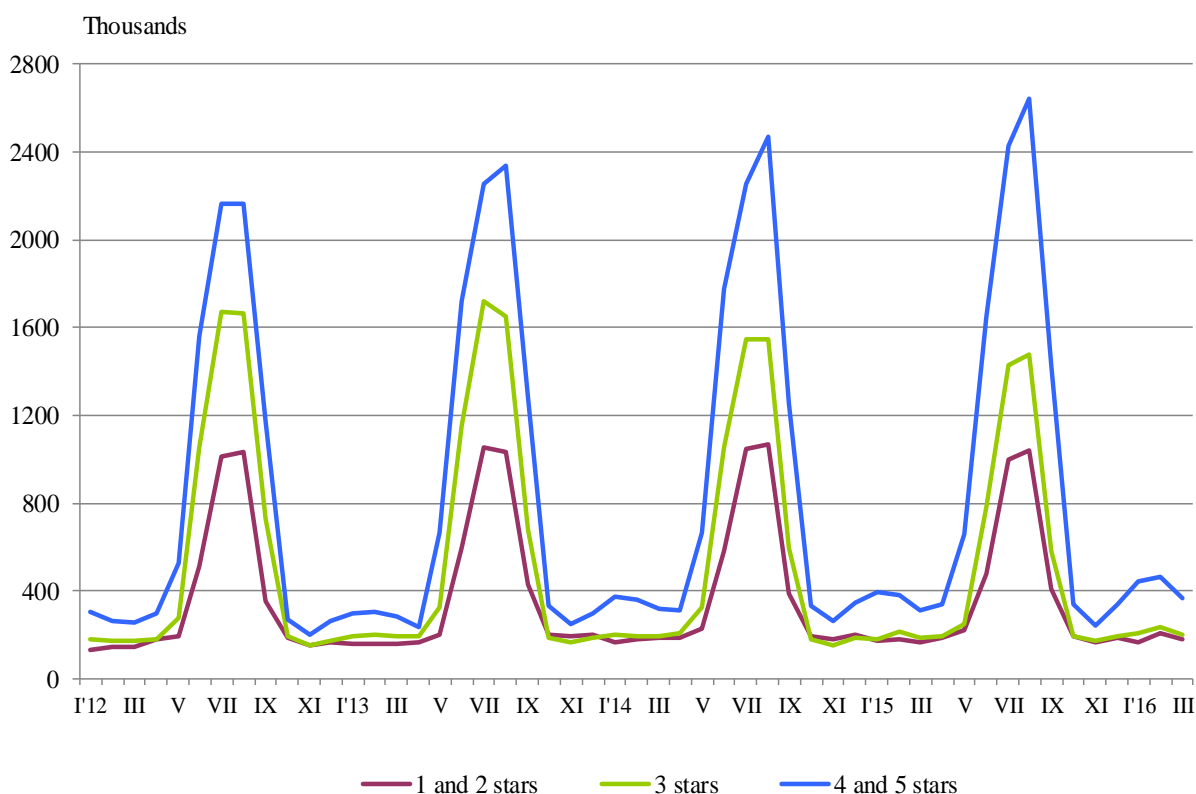
## ACTIVITY OF ACCOMMODATION ESTABLISHMENTS IN MARCH 2016

In March 2016, 1 919 accommodation establishments - hotels, motels, camping sites, mountain chalets and other establishments for short-term accommodation with more than 10 bed-places were functioned in the country (Annex, Table 1). The total number of the rooms in them was 56.8 thousand and the bed-places were 115.8 thousand. In comparison with March 2015 the total number of accommodation establishments (functioned during the period) decreased by 3.2%, while the bed-places in them increased by 2.4%.

The total number of the nights spent in all accommodation establishments registered in March 2016 was 742.2 thousand, or by 11.4% more in comparison with the same month of the previous year, as the greatest increase (by 16.3%) was observed in 4 and 5 stars accommodation establishments.

In March 2016, 73.2% of all nights spent by foreign citizens and 36.2% of all nights spent by Bulgarians were realized in 4 and 5 stars hotels. In 3 stars accommodation establishments were spent 18.4% of all nights by foreigners and 31.1% of all nights by Bulgarian residents, while in the rest of accommodation establishments (with 1 and 2 stars) they were 8.4% and 32.7% respectively.

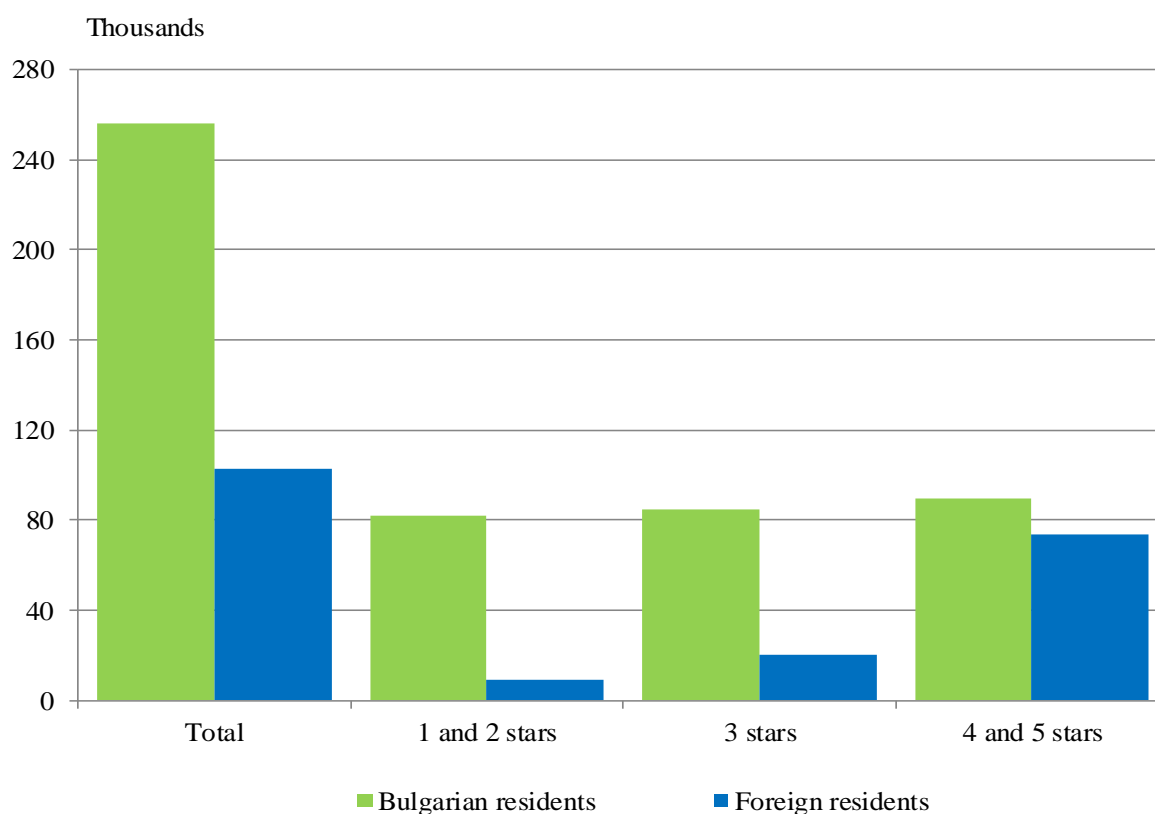
**Figure 1. The nights spent in accommodation establishments by categories and months**





In March 2016, the arrivals in all accommodation establishments increased by 9.3% compared to the same month of 2015 and reached 359.0 thousand. Bulgarian guests were 71.3% of all arrivals as the majority part (65.0%) of them spent the nights in accommodation establishments with 1 and 2 stars and spent 1.9 nights on the average. The arrivals of foreigners were 103.1 thousand as 71.3% of them spent nights in hotels with 4 and 5 stars. On the average 2.6 nights were spent by foreigners.

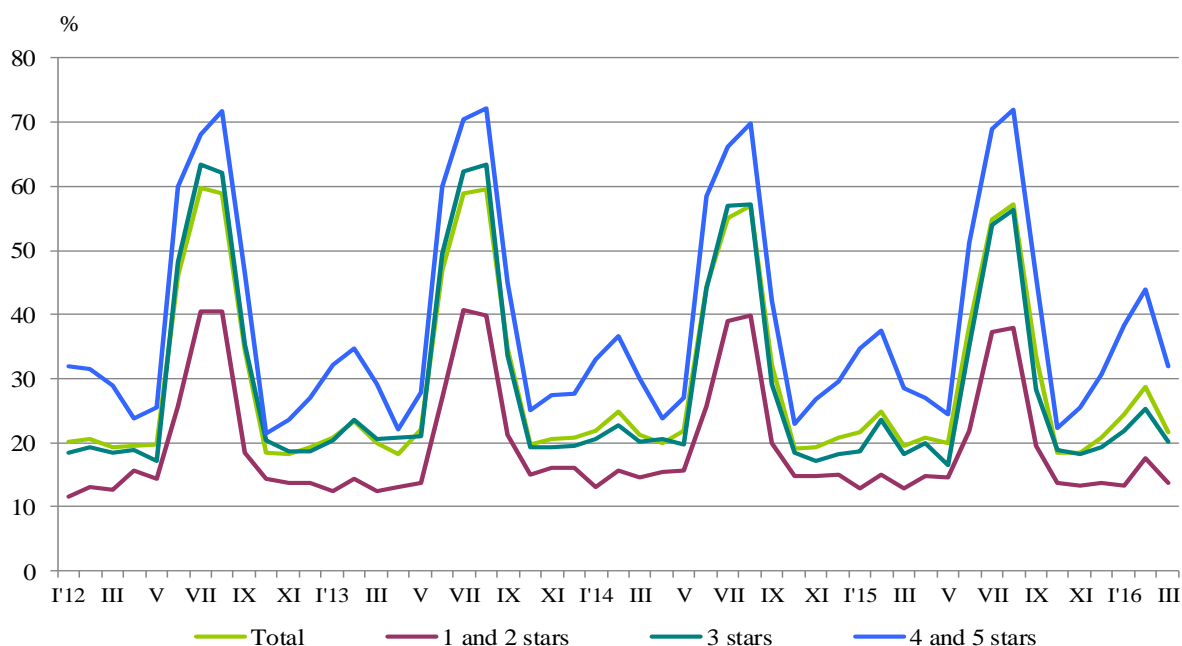
**Figure 2. Arrivals in accommodation establishments by categories in March 2016**



In March 2016, the total occupancy of the bed-places in accommodation establishments was 21.7%, as compared to March 2015 increased by 2.1 percentage points. The highest was occupancy of the bed-places in 4 and 5 stars accommodation establishments - 31.9%, followed by 3 stars accommodation establishments - 20.2%, and with 1 and 2 stars - 13.8%.

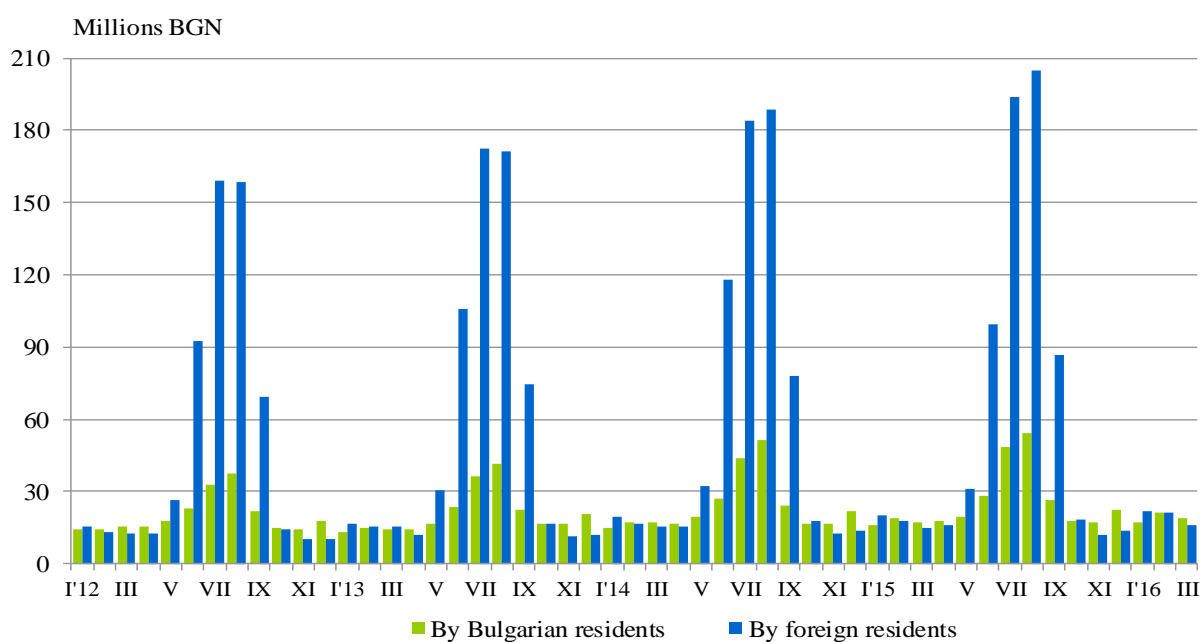


**Figure 3. The occupation of the bed-places in accommodation establishments by categories and months**



The total revenues from nights spent in March 2016 reached 35.0 million BGN or by 8.8% more compared to March 2015. An increase was registered in the revenues from both foreign and Bulgarian citizens - by 9.6% and 8.1% respectively.

**Figure 4. The revenues from nights spent in accommodation establishments by months**





### Methodological notes

Since 2012 the statistical survey on **accommodation establishments** has been carried out monthly in compliance with the Regulation 692/2011 of the European Parliament and of the Council concerning European statistics on tourism and the regulation 1051/2011 of the Commission implementing Regulation 692/2011 of the European Parliament and of the Council concerning European statistics on tourism, as regards the structure of the quality reports and the transmission of the data.

All categorized hotels, camping sites and other types of accommodation establishments with more than 10 bed-places in use during the reporting period were included in the observation.

The indicator **other accommodation establishments** include the holiday settlements, hostels, guests houses, bungalows, rest houses, mountain chalets, private rooms and flats and other establishments for short accommodation.

**Available Bed Capacity** is the maximum number of bed-places on offer for each day of the reference month.

In the **revenues from nights spent** in accommodation establishments are included the sums paid by the guests, without the extra services.



## Annex

Table 1

### Activity of accommodation establishments in March 2016<sup>1</sup>

Districts	Accommodation establishments - in numbers	Bed-places - in numbers	Available bed-nights - in numbers	Night spent - in numbers		Arrivals in accommodation establishments - in numbers		Revenues from nights spent - Thousands BGN	
				Total	of which: By foreigners	Total	of which: Foreigners	Total	of which: By foreigners
<b>Total</b>	<b>1919</b>	<b>115843</b>	<b>3419057</b>	<b>742183</b>	<b>259611</b>	<b>358994</b>	<b>103084</b>	<b>34961</b>	<b>16104</b>
Blagoevgrad	238	16590	481795	123928	65977	46388	19631	5511	3168
Burgas	75	5425	153531	30872	6259	14777	2541	1287	408
Varna	123	13641	398237	45177	12926	23203	5078	1974	685
Veliko Tarnovo	104	4754	147066	21601	2712	13928	1763	787	136
Vidin	25	763	22861	3335	624	2271	371	125	25
Vratsa	25	871	27001	6965	1240	2932	343	162	40
Gabrovo	63	3317	96835	13608	928	8374	513	413	48
Dobrich	41	3485	88873	8797	2985	4428	968	429	170
Kardzhali	30	945	27067	6081	1181	3763	693	178	51
Kyustendil	65	2843	88133	9337	..	5522	..	339	..
Lovech	72	3955	114729	13821	427	9347	226	534	21
Montana	25	1141	35371	3453	313	2075	156	114	17
Pazardzhik	53	4024	117673	42518	2027	18914	832	2058	125
Pernik	12	518	16058	2228	..	1309	..	55	..
Pleven	25	1251	38749	5915	808	3451	386	326	54
Plovdiv	174	9024	274986	76256	21951	37348	7166	3472	1365
Razgrad	14	504	15517	3440	473	2106	240	112	19
Ruse	39	1705	52855	14220	4816	8153	2014	636	240
Silistra	12	467	14477	1807	221	1236	129	80	10
Sliven	51	1774	54490	5525	1066	3297	527	200	49
Smolyan	252	10798	323630	52190	7858	19955	1872	1735	310
Sofia	104	8055	243215	74568	34311	26781	8286	2807	1306
Sofia (stolitsa)	123	11362	351636	126688	80195	73626	44603	9593	7302
Stara Zagora	54	4278	102131	28468	4321	11824	1560	1202	277
Targovishte	17	737	22847	2970	465	1903	241	112	23
Haskovo	35	1380	41839	8565	2368	5661	1564	342	96
Shumen	47	1523	46338	5507	786	3608	350	189	39
Yambol	21	713	21117	4343	1062	2814	330	189	55

<sup>1</sup> In use.

‘..’ Confidential data.