



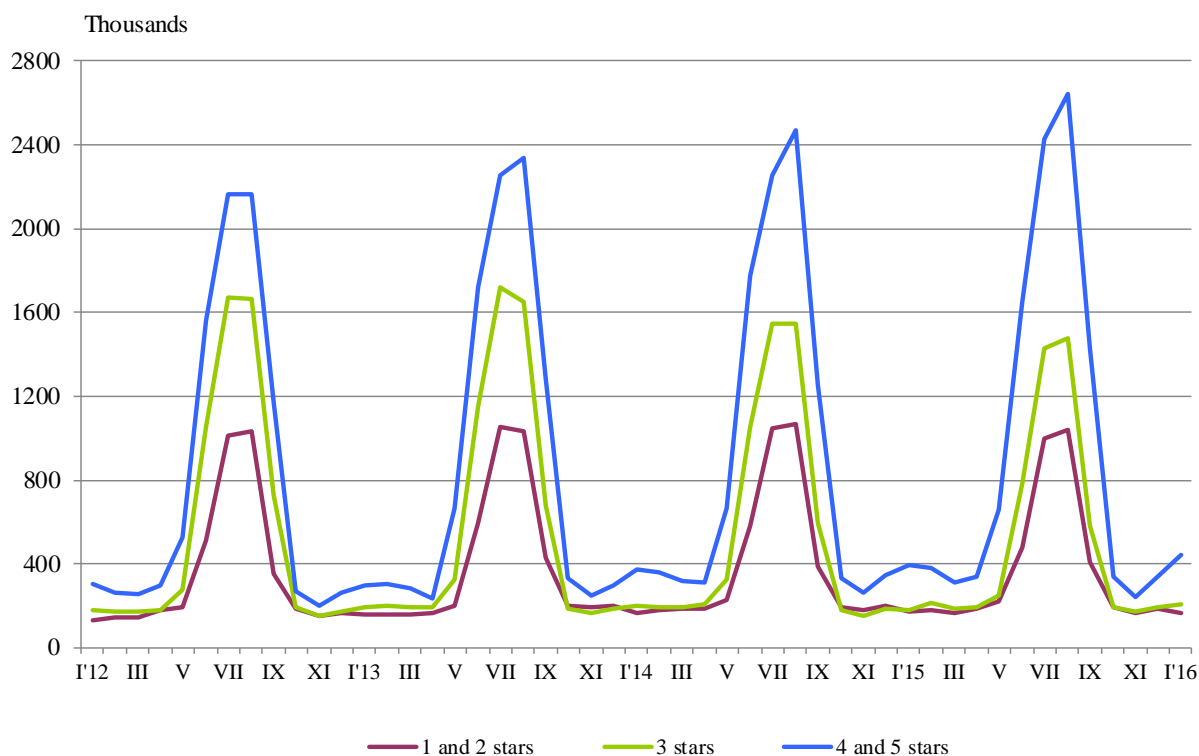
ACTIVITY OF ACCOMMODATION ESTABLISHMENTS IN JANUARY 2016

In January 2016, 1 829 accommodation establishments - hotels, motels, camping sites, mountain chalets and other establishments for short-term accommodation with more than 10 bed places were functioned in the country (Annex, Table 1). The total number of the rooms in them was 55.2 thousands and the bed-places were 111.3 thousands. In comparison with January 2015 the total number of accommodation establishments (functioned during the period) decreased by 7.8% and the bed-places in them - by 0.8%.

The total number of the nights spent in all accommodation establishments registered in January 2016 was 811.7 thousands, or by 9.4% more in comparison with the same month of the previous year, as the greatest increase (by 14.9%) was observed in 3 stars accommodation establishments.

In January 2016, 71.8% of all nights spent by foreign citizens and 38.8% of all nights spent by Bulgarians were realized in 4 and 5 stars hotels. In 3 stars accommodation establishments were spent 30.6% of all nights by Bulgarian residents and 20.3% of all nights by foreigners, while in the rest of accommodation establishments (with 1 and 2 stars) they were 30.6% and 7.9% respectively.

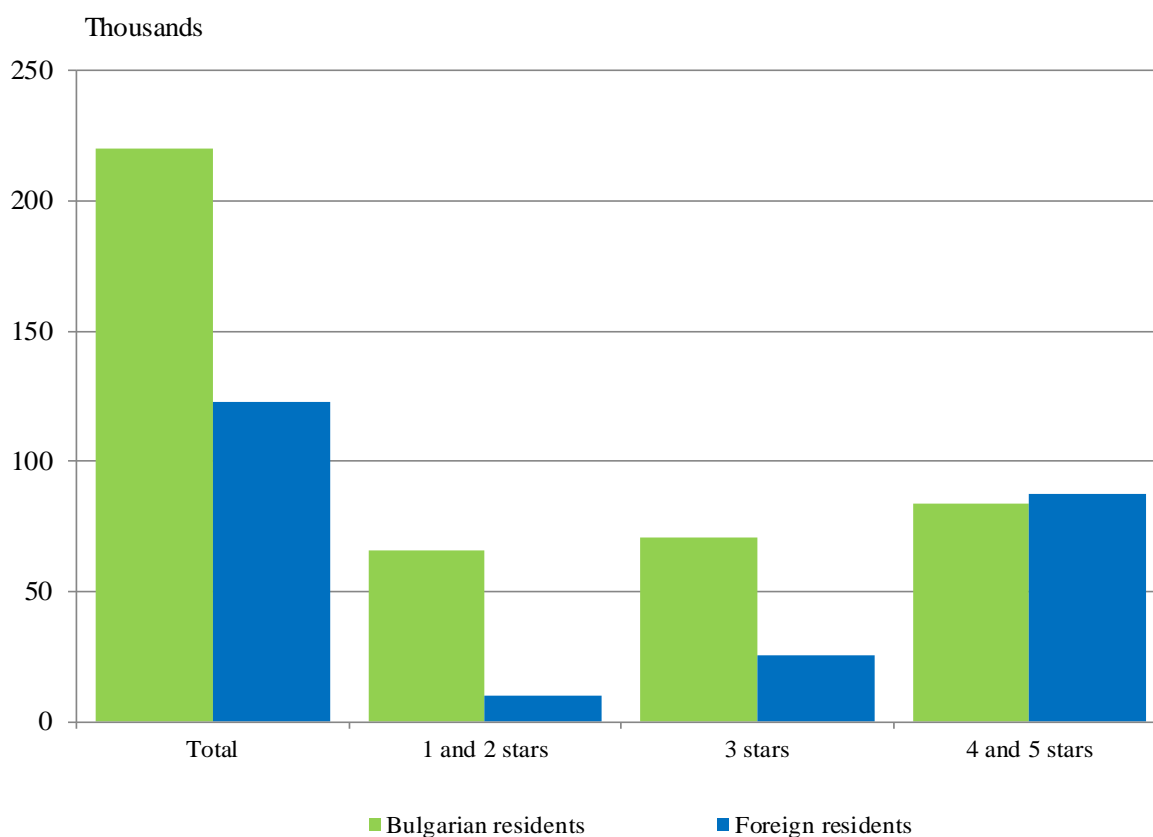
Figure 1. The nights spent in accommodation establishments by categories and months





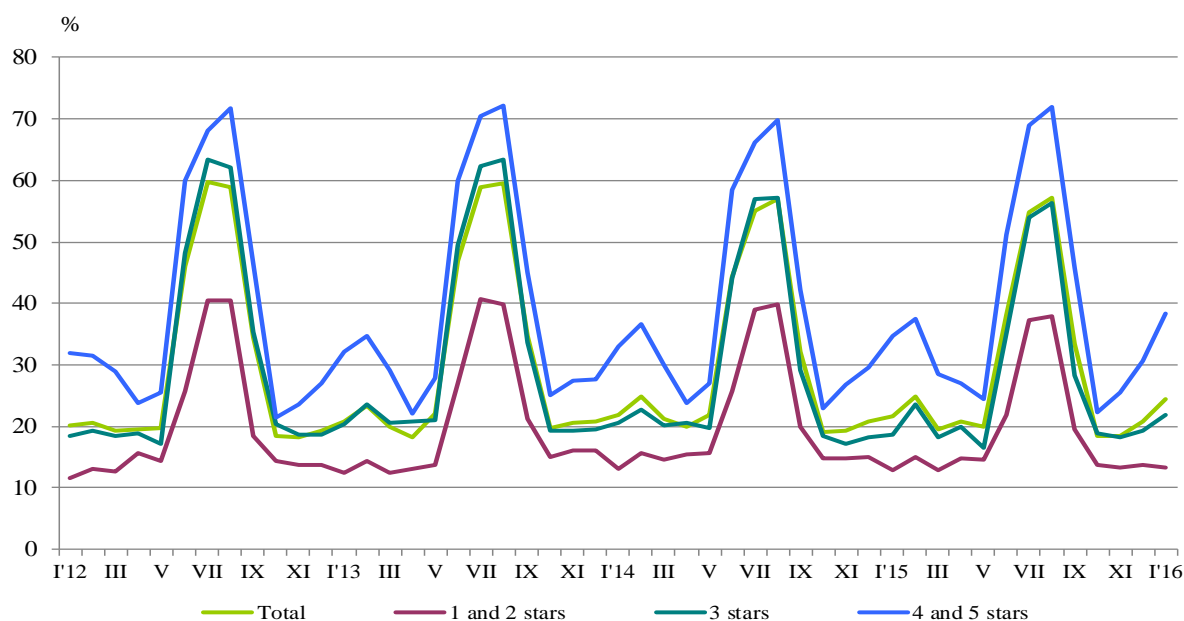
In January 2016, the arrivals in all accommodation establishments increased by 11.6% compared to the same month of 2015 and reached 342.9 thousands. Bulgarian guests were 64.1% of all arrivals as the majority part (61.9%) of them spent the nights in accommodation establishments with 1 and 2 stars and spent 1.9 nights on the average. The arrivals of foreigners were 123.0 thousands as 71.1% of them spent nights in hotels with 4 and 5 stars. On the average 3.1 nights were spent by foreigners.

Figure 2. Arrivals in accommodation establishments by categories in January 2016



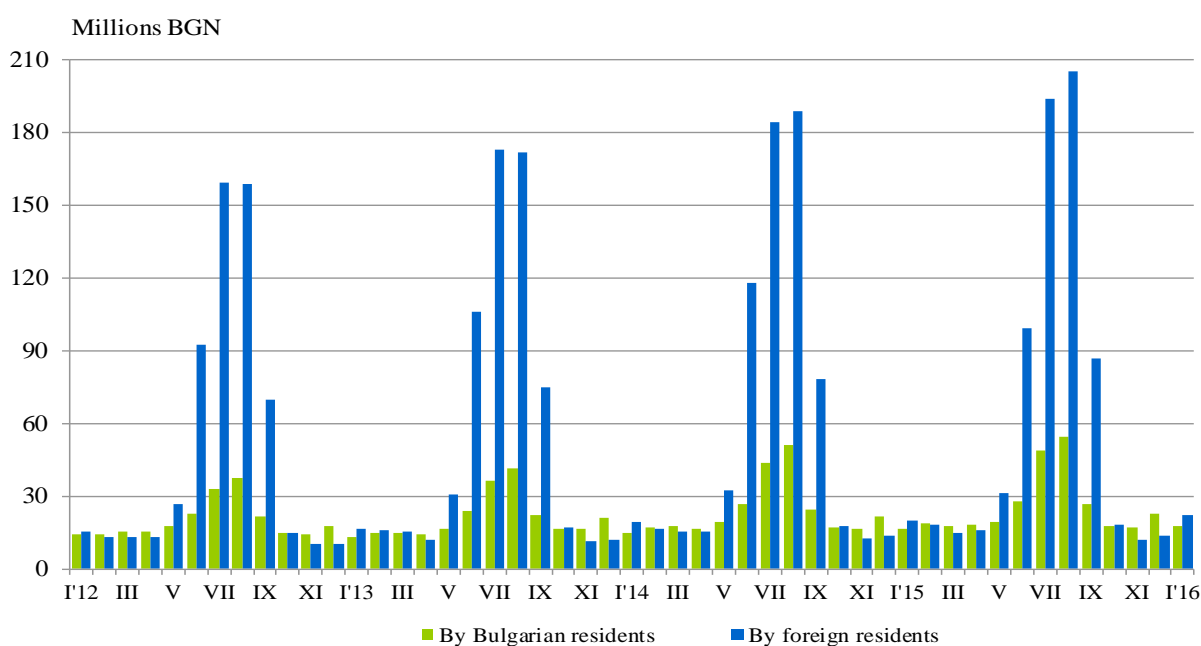
In January 2016, the total occupancy of the bed-places in accommodation establishments was 24.4%, as compared to January 2015 increased by 2.6 percentage points. The highest was occupancy of the bed-places in 4 and 5 stars accommodation establishments - 38.3%, followed by 3 stars accommodation establishments - 21.8%, and with 1 and 2 stars - 13.3%.

Figure 3. The occupation of the bed-places in accommodation establishments by categories and months



The total revenues from nights spent in January 2016 reached 39.4 million BGN or by 9.0% more compared to January 2015. An increase was registered in the revenues from both foreign and Bulgarian citizens - by 10.2% and 7.7% respectively.

Figure 4. The revenues from nights spent in accommodation establishments by months





Methodological notes

Since 2012 the statistical survey on **accommodation establishments** has been carried out monthly in compliance with the Regulation 692/2011 of the European Parliament and of the Council concerning European statistics on tourism and the regulation 1051/2011 of the Commission implementing Regulation 692/2011 of the European Parliament and of the Council concerning European statistics on tourism, as regards the structure of the quality reports and the transmission of the data.

All categorized hotels, camping sites and other types of accommodation establishments with more than 10 bed-places in use during the reporting period were included in the observation.

The indicator **other accommodation establishments** includes the holiday settlements, hostels, guests houses, bungalows, rest houses, mountain chalets, private rooms and flats and other establishments for short accommodation.

Available Bed Capacity is the maximum number of bed-places on offer for each day of the reference month.

In the **revenues from nights spent** in accommodation establishments are included the sums paid by the guests, without the extra services.



Annex

Table 1

Activity of accommodation establishments in January 2016¹

| Districts | Accommodation establishments - in numbers | Bed-places - in numbers | Available bed-nights - in numbers | Night spent - in numbers | | Arrivals in accommodation establishments - in numbers | | Revenues from nights spent - Thousands BGN | |
|------------------|---|-------------------------|-----------------------------------|--------------------------|-------------------------|---|----------------------|--|-------------------------|
| | | | | Total | of which: By Foreigners | Total | of which: Foreigners | Total | of which: By Foreigners |
| Total | 1829 | 111344 | 3322478 | 811748 | 381926 | 342905 | 123005 | 39431 | 21946 |
| Blagoevgrad | 253 | 17432 | 517031 | 209870 | 152451 | 68639 | 41224 | 11031 | 8263 |
| Burgas | 83 | 5303 | 151365 | 22176 | 4791 | 11382 | 2096 | 888 | 298 |
| Varna | 116 | 14032 | 402048 | 30406 | 10415 | 16851 | 4968 | 1474 | 641 |
| Veliko Tarnovo | 102 | 4569 | 140664 | 14315 | 1180 | 8186 | 779 | 568 | 68 |
| Vidin | 22 | 737 | 21445 | 1845 | 368 | 1342 | 217 | 82 | 18 |
| Vratsa | 24 | 845 | 26195 | 5163 | 511 | 2435 | 232 | 120 | 23 |
| Gabrovo | 53 | 3048 | 94488 | 9356 | 513 | 4741 | 221 | 304 | 25 |
| Dobrich | 28 | 1519 | 42989 | 5367 | 1224 | 2471 | 384 | 233 | 55 |
| Kardzhali | 28 | 859 | 26579 | 3984 | 979 | 2389 | 521 | 121 | 44 |
| Kyustendil | 52 | 2595 | 80385 | 8930 | 902 | 5450 | 422 | 312 | 58 |
| Lovech | 68 | 3618 | 100651 | 13928 | 1014 | 7577 | 397 | 513 | 53 |
| Montana | 23 | 1112 | 34472 | 2350 | 213 | 1598 | 118 | 82 | 12 |
| Pazardzhik | 51 | 3789 | 115046 | 43754 | 3542 | 19881 | 1004 | 2475 | 249 |
| Pernik | 14 | 632 | 19408 | 2580 | 582 | 1666 | 343 | 57 | 22 |
| Pleven | 24 | 1255 | 38905 | 5249 | 1239 | 2744 | 532 | 200 | 71 |
| Plovdiv | 160 | 8591 | 260294 | 63288 | 18182 | 31609 | 5363 | 2904 | 1184 |
| Razgrad | 13 | 451 | 13981 | 2298 | 254 | 1383 | 157 | 78 | 10 |
| Ruse | 40 | 1701 | 52731 | 8354 | 2605 | 4977 | 1199 | 408 | 147 |
| Silistra | 12 | 508 | 15748 | 2043 | 360 | 1203 | 199 | 69 | 16 |
| Sliven | 49 | 1664 | 51584 | 4597 | 712 | 2864 | 362 | 179 | 43 |
| Smolyan | 252 | 10864 | 330594 | 102482 | 40657 | 31712 | 9550 | 4055 | 1909 |
| Sofia | 80 | 7444 | 225552 | 108304 | 69056 | 33502 | 15123 | 4581 | 3125 |
| Sofia (stolitsa) | 123 | 11335 | 342616 | 103233 | 63025 | 61187 | 34829 | 7186 | 5216 |
| Stara Zagora | 52 | 3521 | 98092 | 21545 | 3312 | 7750 | 948 | 884 | 220 |
| Targovishte | 18 | 763 | 23653 | 2626 | 469 | 1687 | 199 | 113 | 28 |
| Haskovo | 32 | 1155 | 34275 | 7102 | 1894 | 4382 | 1162 | 294 | 87 |
| Shumen | 39 | 1414 | 43481 | 4094 | 747 | 2232 | 298 | 135 | 30 |
| Yambol | 18 | 588 | 18206 | 2509 | 729 | 1065 | 158 | 85 | 31 |

¹ In use.