



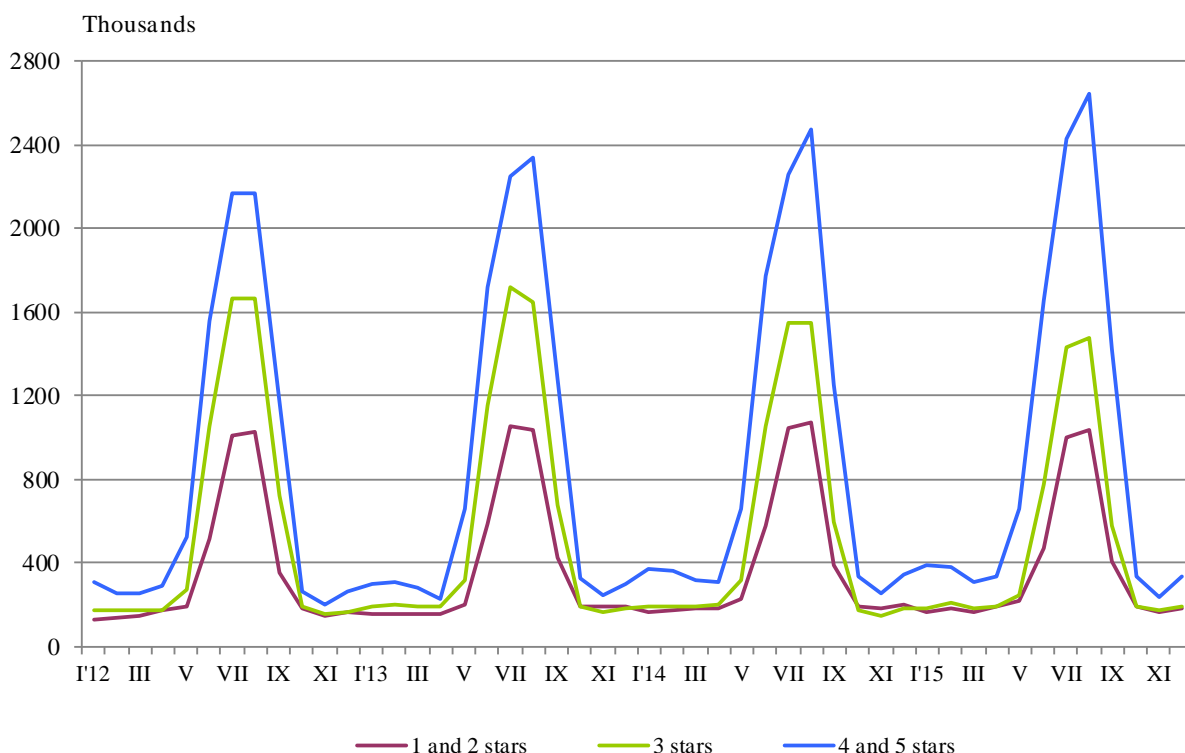
ACTIVITY OF ACCOMMODATION ESTABLISHMENTS IN DECEMBER 2015

In December 2015, 1 969 accommodation establishments - hotels, motels, camping sites, mountain chalets and other establishments for short-term accommodation with more than 10 bed places were functioned in the country (Annex, Table 1). The total number of the rooms in them was 57.0 thousands and the bed-places were 114.9 thousands. In comparison with December 2014 the total number of accommodation establishments (functioned during the period) decreased by 2.3% and the bed-places in them - by 1.2%.

The total number of the nights spent in all accommodation establishments registered in December 2015 was 713.8 thousands, or by 1.4% less in comparison with the same month of the previous year, as the greatest decrease (by 7.2%) was observed in 1 and 2 stars accommodation establishments.

In December 2015, 70.5% of all nights spent by foreign citizens and 37.8% of all nights spent by Bulgarians were realized in 4 and 5 stars hotels. In 3 stars accommodation establishments were spent 30.0% of all nights by Bulgarian residents and 19.4% of all nights by foreigners, while in the rest of accommodation establishments (with 1 and 2 stars) they were 32.2% and 10.1% respectively.

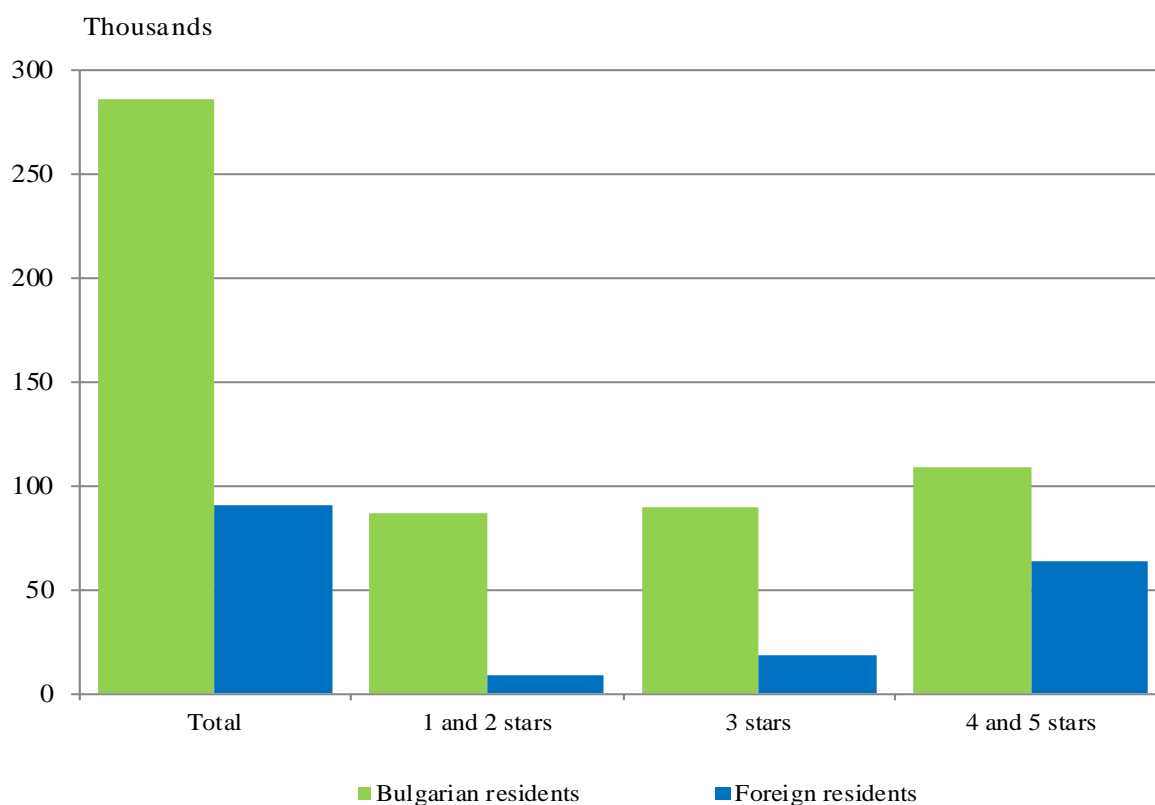
Figure 1. The nights spent in accommodation establishments by categories and months





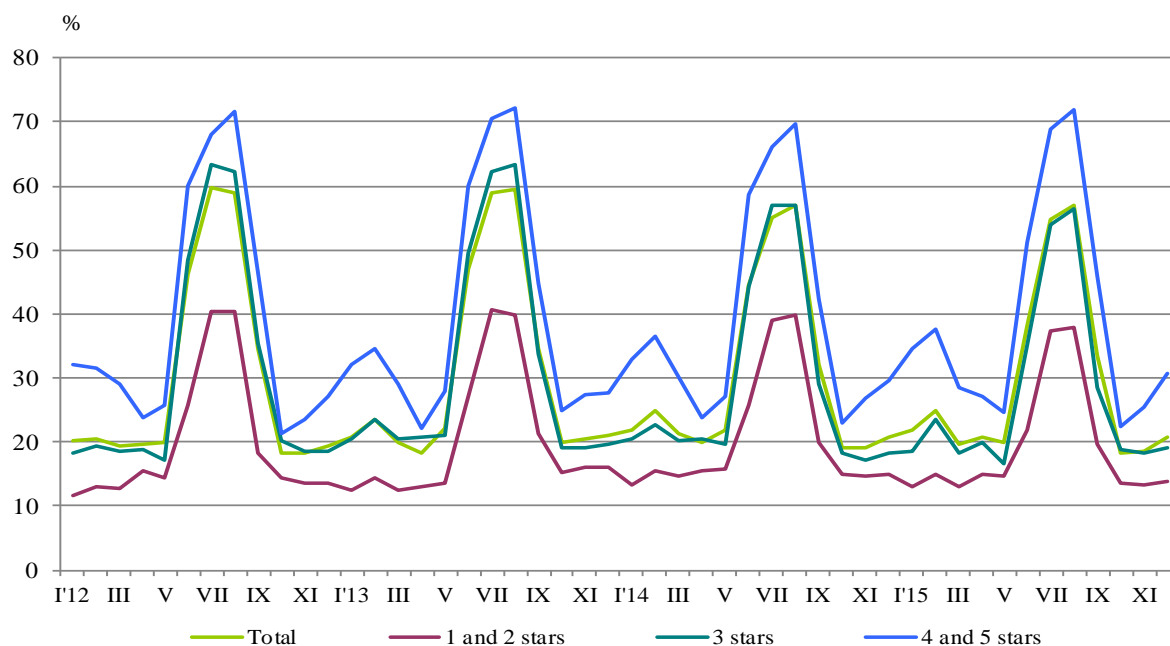
In December 2015, the arrivals in all accommodation establishments increased by 4.2% compared to the same month of 2014 and reached 375.6 thousands. Bulgarian guests were 76.0% of all arrivals as the majority part (61.8%) of them spent the nights in accommodation establishments with 1 and 2 stars and spent 1.8 nights on the average. The arrivals of foreigners were 90.3 thousands as 70.2% of them spent nights in hotels with 4 and 5 stars. On the average 2.3 nights were spent by foreigners.

Figure 2. Arrivals in accommodation establishments by categories in December 2015



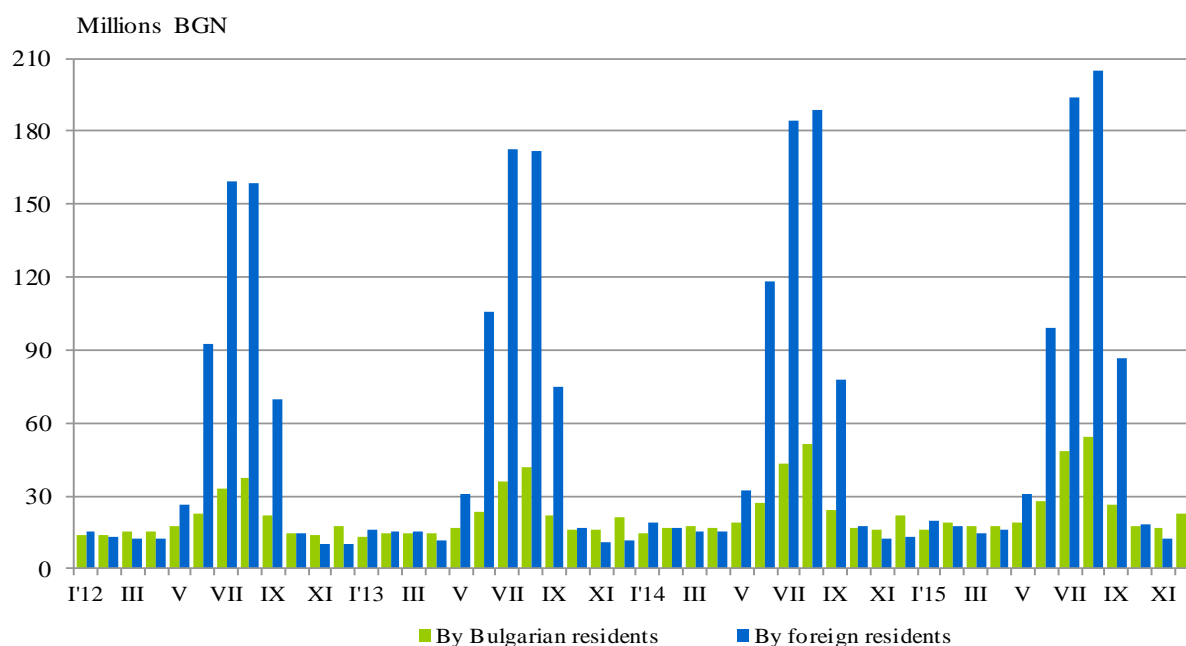
In December 2015, the total occupancy of the bed-places in accommodation establishments was 20.8%, as preserved its level from December 2014. The highest was occupancy of the bed-places in 4 and 5 stars accommodation establishments - 30.7%, followed by 3 stars accommodation establishments - 19.2%, and with 1 and 2 stars - 13.8%.

Figure 3. The occupation of the bed-places in accommodation establishments by categories and months



The total revenues from nights spent in December 2015 reached 36.2 million BGN or by 2.9% more compared to December 2014. An increase was registered in the revenues from Bulgarian citizens by 4.7%, while those from foreigners remained approximately at the same level.

Figure 4. The revenues from nights spent in accommodation establishments by months





Methodological notes

Since 2012 the statistical survey on **accommodation establishments** has been carried out monthly in compliance with the Regulation 692/2011 of the European Parliament and of the Council concerning European statistics on tourism and the regulation 1051/2011 of the Commission implementing Regulation 692/2011 of the European Parliament and of the Council concerning European statistics on tourism, as regards the structure of the quality reports and the transmission of the data.

All categorized hotels, camping sites and other types of accommodation establishments with more than 10 bed-places in use during the reporting period were included in the observation.

The indicator **other accommodation establishments** includes the holiday settlements, hostels, guests houses, bungalows, rest houses, mountain chalets, private rooms and flats and other establishments for short accommodation.

Available Bed Capacity is the maximum number of bed-places on offer for each day of the reference month.

In the **revenues from nights spent** in accommodation establishments are included the sums paid by the guests, without the extra services.



Annex

Table 1

Activity of accommodation establishments in December 2015¹

Districts	Accommodation establishments - in numbers	Bed-places - in numbers	Available bed-nights - in numbers	Night spent - in numbers		Arrivals in accommodation establishments - in numbers		Revenues from nights spent - Thousands BGN	
				Total	of which: By Foreigners	Total	of which: Foreigners	Total	of which: By Foreigners
Total	1969	114912	3429067	713786	206518	375615	90298	36240	13574
Blagoevgrad	239	16411	494776	134175	64082	59193	22605	7233	3698
Burgas	81	5695	157063	23556	3931	12794	1830	1204	271
Varna	125	13886	392378	41543	10652	23416	4716	2492	909
Veliko Tarnovo	111	4872	148412	21956	1701	14206	1071	904	105
Vidin	29	805	24793	2378	303	1691	225	97	14
Vratsa	28	947	29357	5918	720	3269	271	151	29
Gabrovo	58	2993	92764	14154	603	8221	362	497	32
Dobrich	40	2473	72088	6271	1459	3287	675	274	68
Kardzhali	35	1097	33914	4305	792	3268	587	191	50
Kyustendil	54	2581	80011	8505	..	5382	..	286	..
Lovech	68	3794	117594	19819	438	11214	231	727	23
Montana	25	1170	36114	4415	144	2665	89	152	8
Pazardzhik	54	4019	121321	43576	1760	20205	667	2334	106
Pernik	16	685	21235	2210	..	1449	..	57	..
Pleven	27	1295	40145	6793	931	3819	419	341	60
Plovdiv	178	9306	281194	65529	11663	37971	5761	3116	621
Razgrad	16	619	19189	2721	289	1483	159	105	12
Ruse	45	1790	55490	10588	3152	6068	1302	532	187
Silistra	19	626	19406	1931	285	1332	180	78	13
Sliven	81	2530	77775	7552	..	5032	..	277	..
Smolyan	249	10567	289787	63917	8897	26191	2480	2607	473
Sofia	75	7063	216145	58058	14417	28470	3842	2534	662
Sofia (stolitsa)	126	11317	349156	121093	71317	72228	38543	8348	5774
Stara Zagora	59	3763	116653	20858	2792	9580	1060	906	167
Targovishte	24	937	29047	3009	557	2047	254	113	27
Haskovo	36	1378	42710	8478	2268	5405	1385	354	97
Shumen	50	1584	49104	7148	739	4150	386	206	32
Yambol	21	709	21446	3330	..	1579	..	124	..

¹ In use.

'..' Confidential data.