



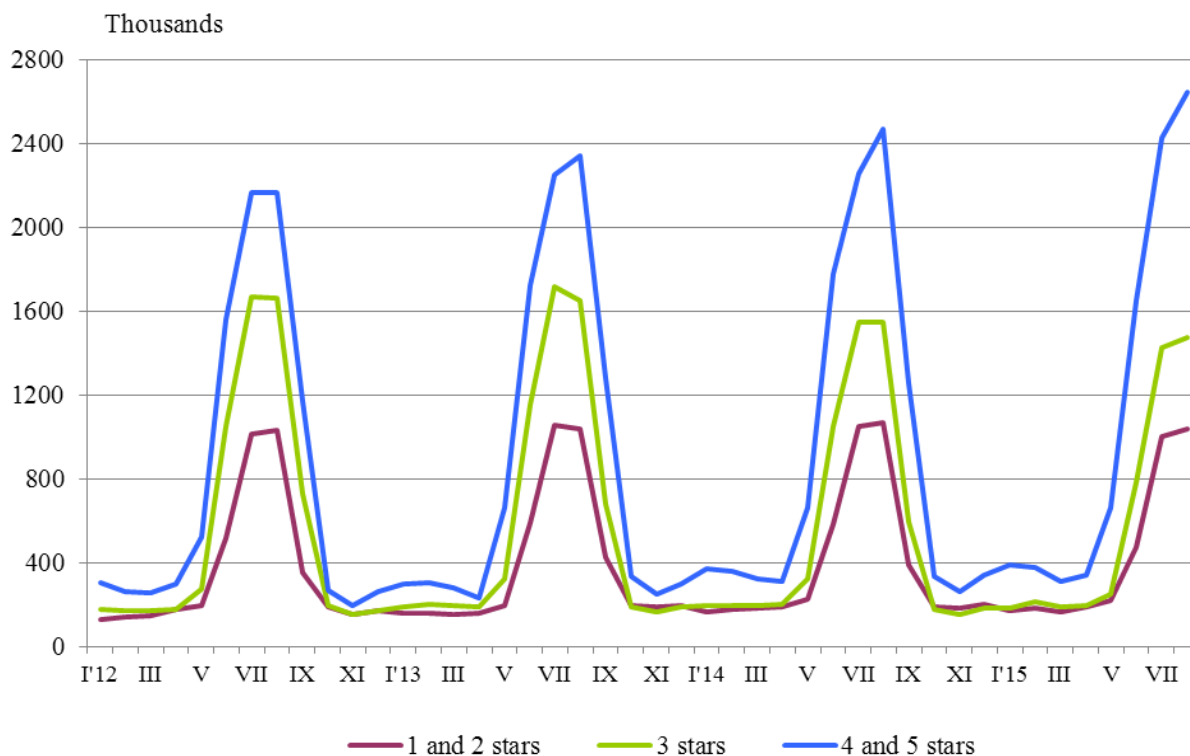
ACTIVITY OF ACCOMMODATION ESTABLISHMENTS IN AUGUST 2015

In August 2015, 3 029 accommodation establishments - hotels, motels, camping sites, mountain chalets and other establishments for short-term accommodation with more than 10 bed places were functioned in the country (Annex, Table 1). The total number of the rooms in them was 132.1 thousands and the bed-places were 299.0 thousands. In comparison with August 2014 the total number of accommodation establishments (functioned during the period) increased by 3.6% and the bed-places in them - by 2.3%.

The total number of the nights spent in all accommodation establishments registered in August 2015 was 5 159.8 thousands, or by 1.4% more in comparison with the same month of the previous year, as the nights spent in 4 and 5 stars hotels increased by 7.0%, while in 1, 2 and 3 stars accommodation establishments they decreased by 3.9%.

In August 2015, 62.6% of all nights spent by foreign citizens and 24.2% of all nights spent by Bulgarians were realized in 4 and 5 stars hotels. In 3 stars accommodation establishments were spent 28.5% of all nights by Bulgarian residents and 28.7% of all nights by foreigners, while in the rest of accommodation establishments (with 1 and 2 stars) they were 47.3% and 8.7% respectively.

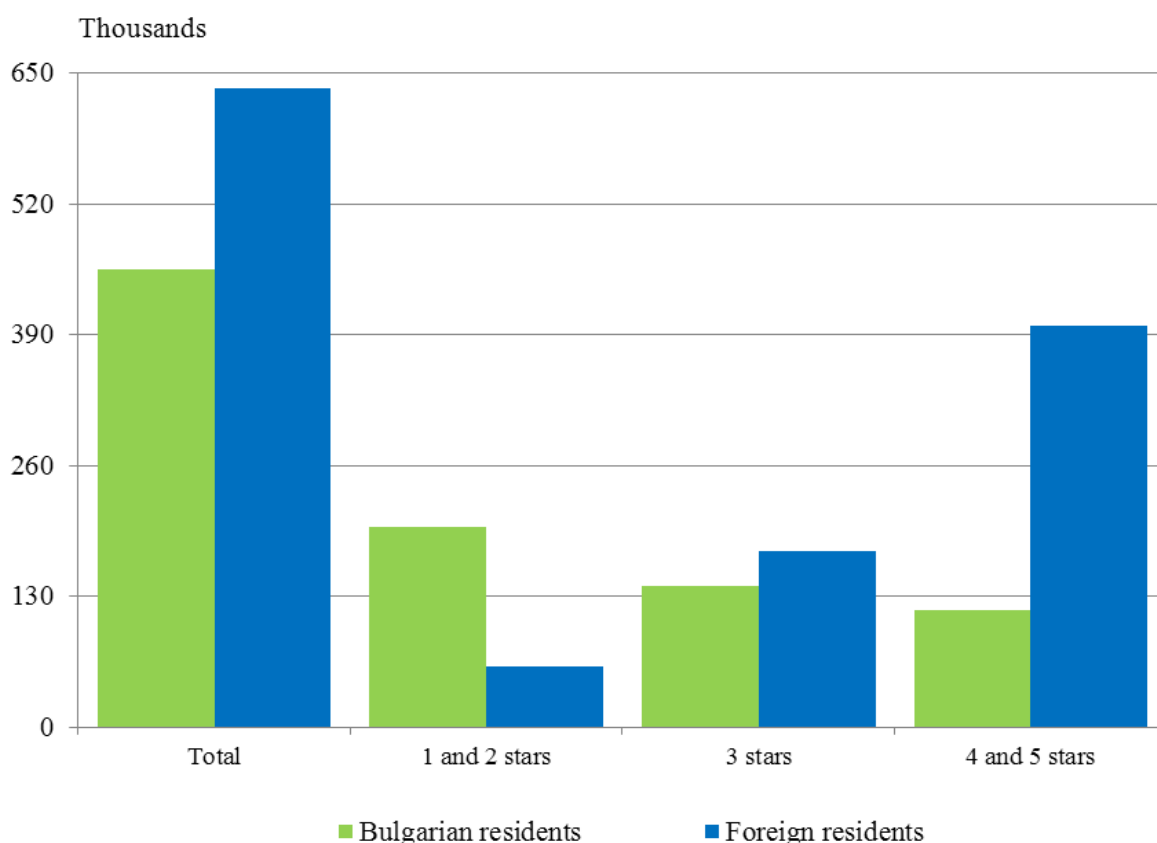
Figure 1. The nights spent in accommodation establishments by categories and months





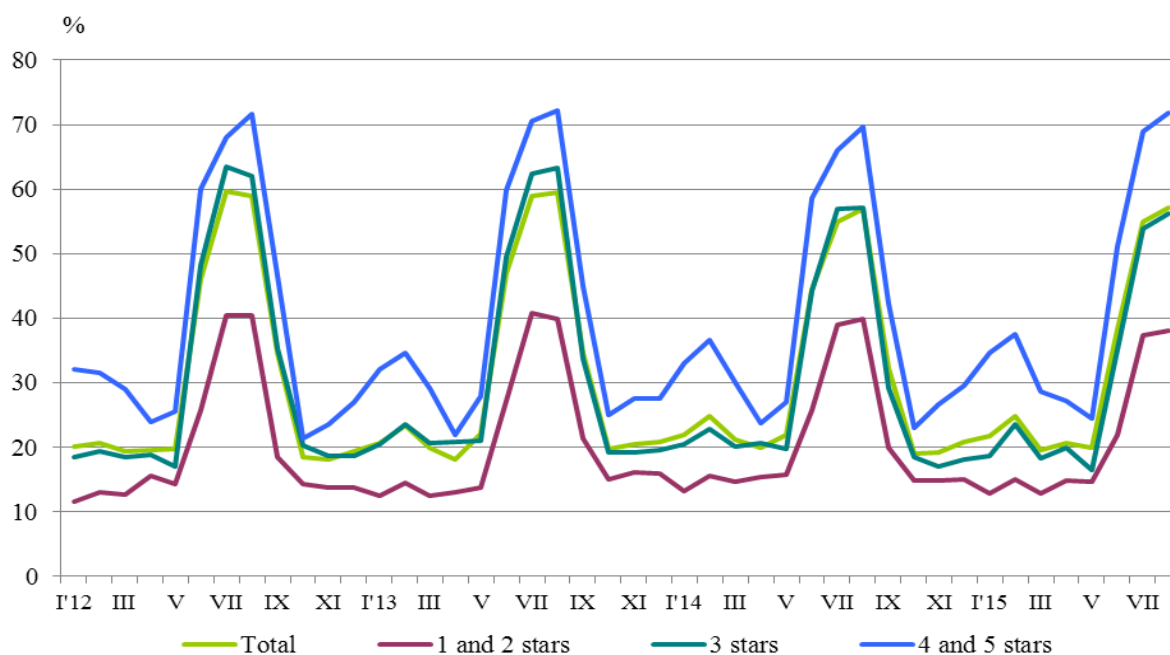
In August 2015, the arrivals in all accommodation establishments increased by 9.0% compared to the same month of 2014 and reached 1 088.7 thousands. Bulgarian guests were 41.8% of all arrivals as the majority part (74.5%) of them spent the nights in accommodation establishments with 1 and 2 stars and spent 3.4 nights on the average. The arrivals of foreigners were 634.1 thousands as 62.9% of them spent nights in hotels with 4 and 5 stars. On the average 5.7 nights were spent by foreigners.

Figure 2. Arrivals in accommodation establishments by categories in August 2015



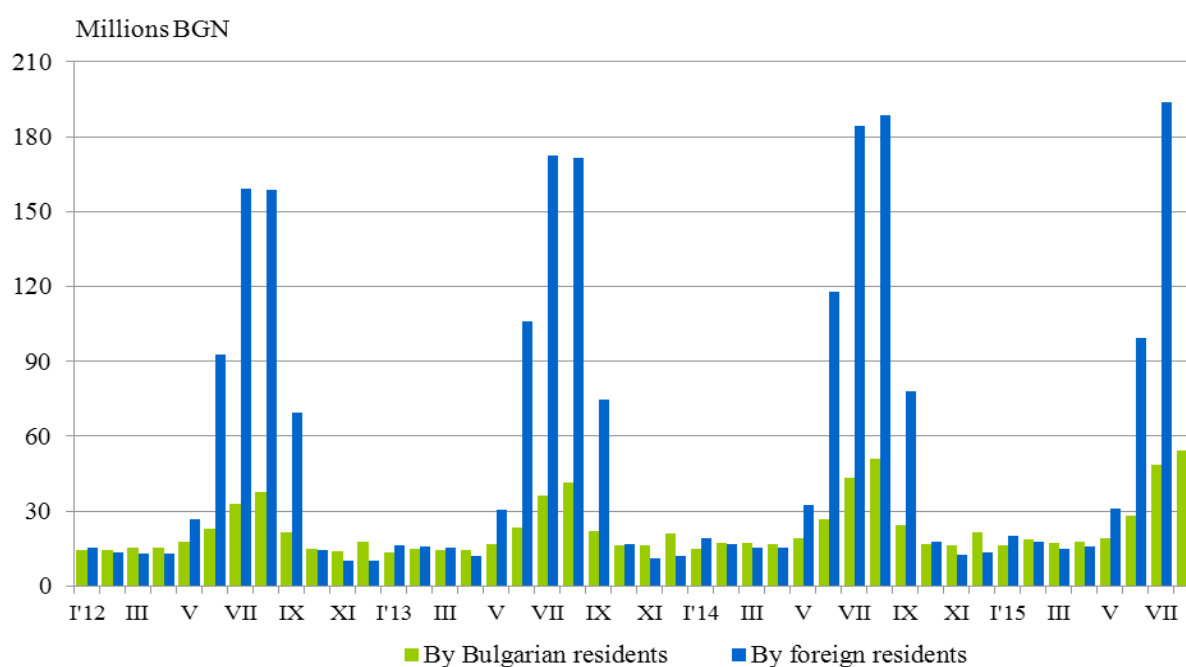
In August 2015, the total occupancy of the bed-places in accommodation establishments was 57.1%, as approximately remained to its level from August 2014. The highest was occupancy of the bed-places in 4 and 5 stars accommodation establishments - 71.9%, followed by 3 stars accommodation establishments - 56.3%, and with 1 and 2 stars - 38.0%.

Figure 3. The occupation of the bed-places in accommodation establishments by categories and months



The total revenues from nights spent in August 2015 reached 259.4 million BGN or by 8.2% more compared to August 2014. An increase was registered in the revenues from both foreign citizens and Bulgarian - by 8.7% and 6.4% respectively.

Figure 4. The revenues from nights spent in accommodation establishments by months





Methodological notes

Since 2012 the statistical survey on **accommodation establishments** has been carried out monthly in compliance with the Regulation 692/2011 of the European Parliament and of the Council concerning European statistics on tourism and the regulation 1051/2011 of the Commission implementing Regulation 692/2011 of the European Parliament and of the Council concerning European statistics on tourism, as regards the structure of the quality reports and the transmission of the data.

All categorized hotels, camping sites and other types of accommodation establishments with more than 10 bed-places in use during the reporting period were included in the observation.

The indicator **other accommodation establishments** includes the holiday settlements, hostels, guests houses, bungalows, rest houses, mountain chalets, private rooms and flats and other establishments for short accommodation.

Available Bed Capacity is the maximum number of bed-places on offer for each day of the reference month.

In the **revenues from nights spent** in accommodation establishments are included the sums paid by the guests, without the extra services.



Annex

Table 1

Activity of accommodation establishments in August 2015¹

| Districts | Accommodation establishments - in numbers | Bed-places - in numbers | Available bed-nights - in numbers | Night spent - in numbers | | Arrivals in accommodation establishments - in numbers | | Revenues from nights spent - Thousands BGN | |
|------------------|---|-------------------------|-----------------------------------|--------------------------|-------------------------|---|----------------------|--|-------------------------|
| | | | | Total | of which: By Foreigners | Total | of which: Foreigners | Total | of which: By Foreigners |
| Total | 3029 | 299004 | 9036237 | 5159830 | 3640886 | 1088717 | 634117 | 259401 | 204915 |
| Blagoevgrad | 221 | 13865 | 421096 | 115832 | 35822 | 47819 | 13002 | 4244 | 1468 |
| Burgas | 751 | 118063 | 3519020 | 2440103 | 1857479 | 397522 | 272720 | 123277 | 102912 |
| Varna | 391 | 64543 | 2000556 | 1343987 | 1126953 | 225996 | 174955 | 72662 | 65453 |
| Veliko Tarnovo | 116 | 5256 | 162936 | 36309 | 9011 | 21061 | 7021 | 1274 | 448 |
| Vidin | 32 | 880 | 27101 | 5008 | 1576 | 3336 | 1080 | 191 | 61 |
| Vratsa | 28 | 950 | 29450 | 7442 | 1171 | 3514 | 611 | 160 | 38 |
| Gabrovo | 62 | 3131 | 98301 | 21696 | 2140 | 9232 | 1218 | 578 | 85 |
| Dobrich | 147 | 27284 | 785882 | 573144 | 397637 | 102185 | 64162 | 31257 | 22558 |
| Kardzhali | 35 | 1093 | 33883 | 8460 | 1794 | 6459 | 1348 | 347 | 86 |
| Kyustendil | 62 | 3009 | 93279 | 24308 | 4664 | 12699 | 2001 | 693 | .. |
| Lovech | 75 | 4062 | 123163 | 33501 | 3266 | 17845 | 1341 | 1129 | 136 |
| Montana | 27 | 1218 | 37758 | 8487 | 1041 | 3216 | 410 | 221 | 48 |
| Pazardzhik | 54 | 4111 | 126057 | 71276 | 11896 | 20525 | 2389 | 2961 | 577 |
| Pernik | 16 | 685 | 21235 | 2804 | 507 | 1558 | 322 | 62 | .. |
| Pleven | 28 | 1303 | 40393 | 7996 | 1919 | 3752 | 764 | 312 | 111 |
| Plovdiv | 179 | 9372 | 284771 | 102264 | 41867 | 41506 | 15161 | 3986 | 1768 |
| Razgrad | 16 | 609 | 18879 | 3815 | 445 | 2334 | 318 | 133 | 16 |
| Ruse | 46 | 1818 | 56358 | 11922 | 3849 | 7069 | 2604 | 541 | 208 |
| Silistra | 20 | 627 | 19232 | 3293 | 951 | 2277 | 581 | 134 | 44 |
| Sliven | 82 | 2524 | 78181 | 10382 | 1782 | 5396 | 1024 | 337 | 88 |
| Smolyan | 253 | 9602 | 290737 | 65530 | 5300 | 26980 | 2474 | 1911 | 201 |
| Sofia | 75 | 5391 | 165611 | 60843 | 14246 | 20971 | 3513 | 1973 | 540 |
| Sofia (stolitsa) | 126 | 11304 | 347426 | 142077 | 105511 | 81782 | 59923 | 8964 | 7230 |
| Stara Zagora | 59 | 3757 | 114779 | 32902 | 4915 | 10311 | 2384 | 1229 | 357 |
| Targovishte | 24 | 937 | 29047 | 6368 | 927 | 2712 | 448 | 193 | 52 |
| Haskovo | 34 | 1303 | 40363 | 7232 | 1833 | 4366 | 1389 | 268 | 79 |
| Shumen | 49 | 1598 | 49538 | 8626 | 1077 | 4617 | 595 | 218 | 38 |
| Yambol | 21 | 709 | 21205 | 4223 | 1307 | 1677 | 359 | 146 | 55 |

¹ In use.

‘..’ Confidential data.