



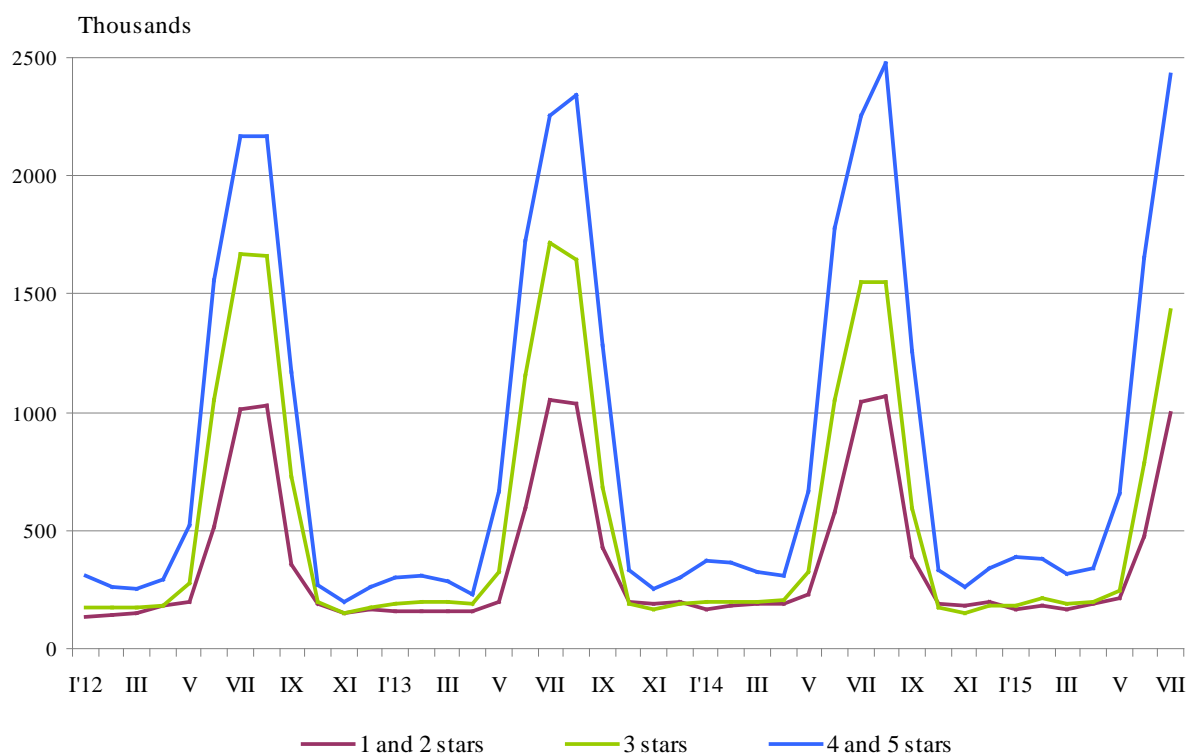
ACTIVITY OF ACCOMMODATION ESTABLISHMENTS IN JULY 2015

In July 2015, 2 998 accommodation establishments - hotels, motels, camping sites, mountain chalets and other establishments for short-term accommodation with more than 10 bed places were functioned in the country (Annex, Table 1). The total number of the rooms in them was 130.0 thousands and the bed-places were 293.2 thousands. In comparison with July 2014 the total number of accommodation establishments (functioned during the period) increased by 2.6% and the bed-places in them - by 1.3%.

The total number of the nights spent in all accommodation establishments registered in July 2015 was 4 856.4 thousands, as compared to July 2014 it remained approximately at the same level. An increase (by 7.6%) was observed only in 4 and 5 stars accommodation establishments.

In July 2015, 59.9% of all nights spent by foreign citizens and 24.2% of all nights spent by Bulgarians were realized in 4 and 5 stars hotels. In 3 stars accommodation establishments were spent 28.0% of all nights by Bulgarian residents and 30.0% of all nights by foreigners, while in the rest of accommodation establishments (with 1 and 2 stars) they were 47.8% and 10.1% respectively.

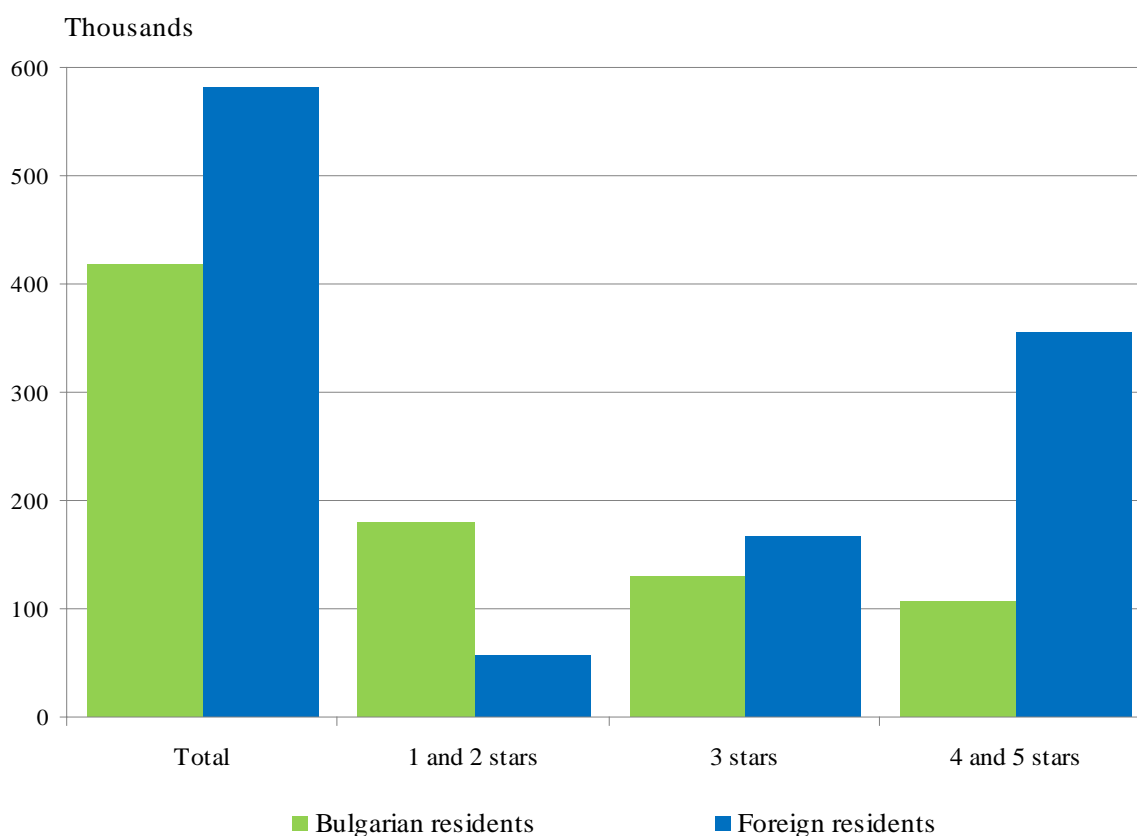
Figure 1. The nights spent in accommodation establishments by categories and months





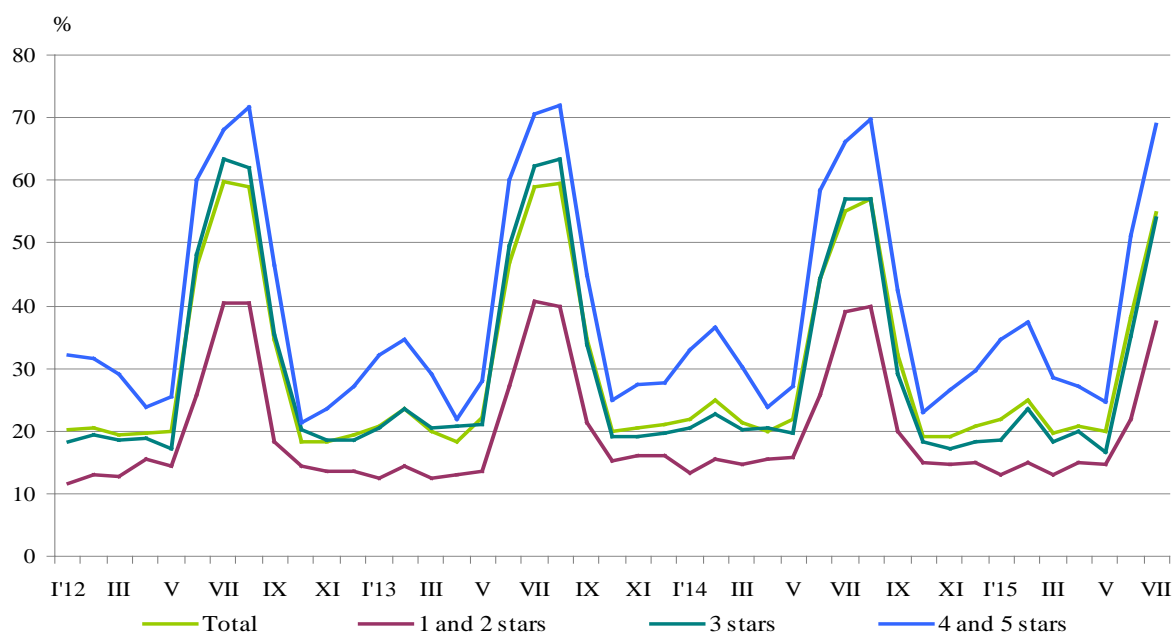
In July 2015, the arrivals in all accommodation establishments increased by 9.2% compared to the same month of 2014 and reached 1 000.9 thousands. Bulgarian guests were 41.8% of all arrivals as the majority part (74.3%) of them spent the nights in hotels with 1 and 2 or 3 stars and spent 3.3 nights on the average. The arrivals of foreigners were 582.5 thousands as 61.2% of them spent nights in hotels with 4 and 5 stars. On the average 5.9 nights were spent by foreigners.

Figure 2. Arrivals in accommodation establishments by categories in July 2015



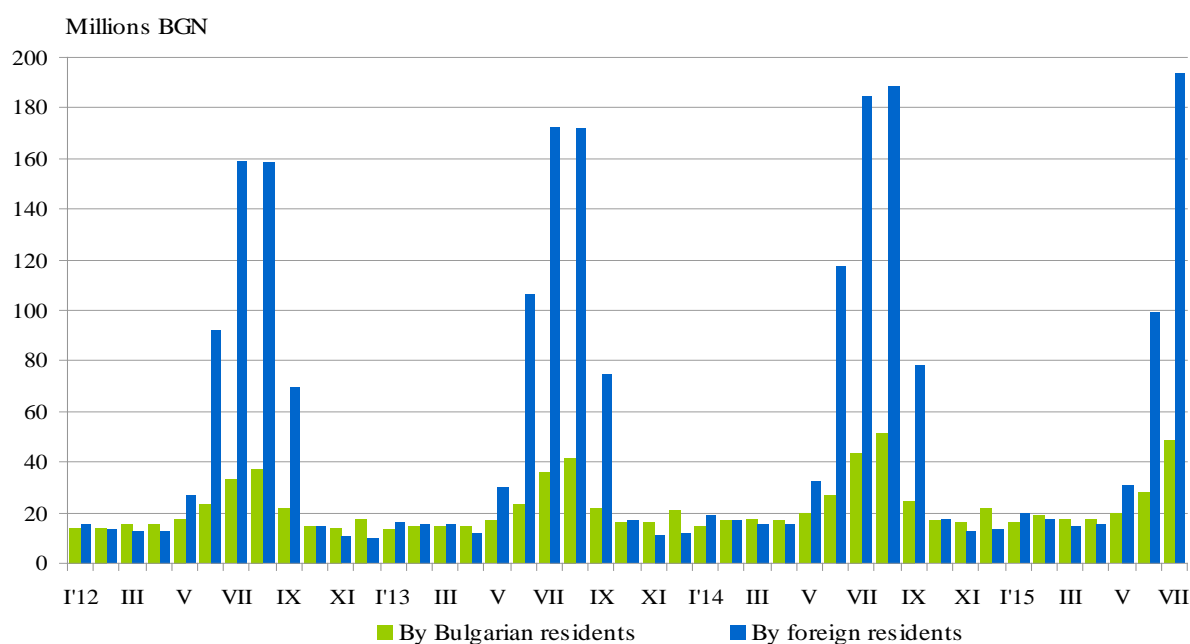
In July 2015, the total occupancy of the bed-places in accommodation establishments was 54.9%, as approximately remained to its level from July 2014. The highest was occupancy of the bed-places in 4 and 5 stars accommodation establishments - 68.9%, followed by 3 stars accommodation establishments - 53.9%, and with 1 and 2 stars - 37.3%.

Figure 3. The occupation of the bed-places in accommodation establishments by categories and months



The total revenues from nights spent in July 2015 reached 242.7 million BGN or by 6.5% more compared to July 2014. An increase was registered in the revenues from both Bulgarian and foreign citizens - by 11.8% and 5.2% respectively.

Figure 4. The revenues from nights spent in accommodation establishments by months





Methodological notes

Since 2012 the statistical survey on **accommodation establishments** has been carried out monthly in compliance with the Regulation 692/2011 of the European Parliament and of the Council concerning European statistics on tourism and the regulation 1051/2011 of the Commission implementing Regulation 692/2011 of the European Parliament and of the Council concerning European statistics on tourism, as regards the structure of the quality reports and the transmission of the data.

All categorized hotels, camping sites and other types of accommodation establishments with more than 10 bed-places in use during the reporting period were included in the observation.

The indicator **other accommodation establishments** includes the holiday settlements, hostels, guests houses, bungalows, rest houses, mountain chalets, private rooms and flats and other establishments for short accommodation.

Available Bed Capacity is the maximum number of bed-places on offer for each day of the reference month.

In the **revenues from nights spent** in accommodation establishments are included the sums paid by the guests, without the extra services.



Annex

Table 1

Activity of accommodation establishments in July 2015¹

Districts	Accommodation establishments - in numbers	Bed-places - in numbers	Available bed-nights - in numbers	Night spent - in numbers		Arrivals in accommodation establishments - in numbers		Revenues from nights spent - Thousands BGN	
				Total	of which: By Foreigners	Total	of which: Foreigners	Total	of which: By Foreigners
Total	2998	293226	8853284	4856447	3505146	1000930	582474	242709	193983
Blagoevgrad	229	14420	424764	91457	22898	39241	8330	2962	836
Burgas	747	116955	3508490	2336071	1825605	363774	254726	115609	96888
Varna	344	59016	1828640	1208143	1021033	203785	158238	67102	60689
Veliko Tarnovo	116	5212	161534	32039	8435	18887	5691	1109	403
Vidin	32	880	27101	4818	1480	3019	1046	180	47
Vratsa	28	950	29450	6735	1050	3111	521	180	49
Gabrovo	62	3131	98291	19147	2155	8574	1172	551	84
Dobrich	144	26849	763594	562704	417275	93525	62029	28960	22047
Kardzhali	35	1095	33945	7760	1723	5193	1183	339	87
Kyustendil	62	2987	92597	20881	..	10829	..	622	..
Lovech	75	4125	127775	31861	2110	18019	1087	1075	88
Montana	27	1218	37758	8529	475	3398	303	221	25
Pazardzhik	54	4064	123152	59809	10174	18109	1907	2410	561
Pernik	16	685	21235	3621	..	2167	..	82	..
Pleven	28	1288	39928	8239	1619	4153	762	334	87
Plovdiv	179	9372	290284	102841	43374	38373	13176	4355	2266
Razgrad	16	609	18879	4779	1182	2971	611	188	52
Ruse	46	1818	56358	12625	4280	8068	2630	627	244
Silistra	20	627	19499	3366	704	2464	519	135	32
Sliven	82	2524	78109	11006	2449	4258	689	360	125
Smolyan	258	10144	292594	59440	5354	26064	2098	1724	210
Sofia	82	5618	171666	52178	7668	19389	2664	1555	279
Sofia (stolitsa)	126	11336	351149	145726	106125	79503	55932	9905	7990
Stara Zagora	59	3823	118481	35614	7475	10849	2282	1285	393
Targovishte	24	937	29047	6677	981	3128	442	188	55
Haskovo	35	1336	41073	7609	1689	4263	1181	280	73
Shumen	51	1498	46438	8333	1177	4303	696	216	46
Yambol	21	709	21453	4439	1230	1513	348	155	50

¹ In use.

'..' Confidential data.