



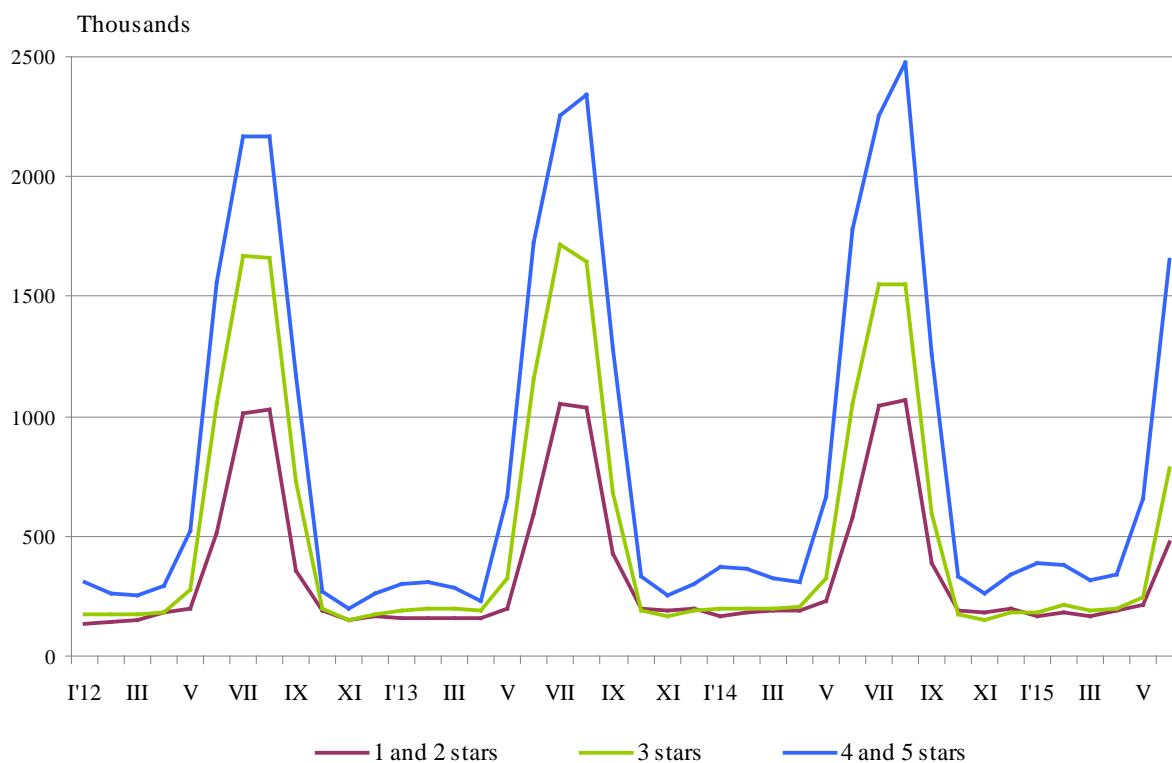
ACTIVITY OF ACCOMMODATION ESTABLISHMENTS IN JUNE 2015

In June 2015, 2 731 accommodation establishments - hotels, motels, camping sites, mountain chalets and other establishments for short-term accommodation with more than 10 bed places were functioned in the country (Annex, Table 1). The total number of the rooms in them was 123.5 thousands and the bed-places were 269.1 thousands. In comparison with June 2014 the total number of accommodation establishments (functioned during the period) increased by 2.6% and the bed-places in them - by 0.2%.

The total number of the nights spent in all accommodation establishments registered in June 2015 was 2 909.4 thousands or by 14.7% less in comparison with the same month of the previous year, as the greatest decrease (by 25.7%) was observed in 3 stars accommodation establishments.

In June 2015, 66.2% of all nights spent by foreign citizens and 31.7% of all nights spent by Bulgarians were realized in 4 and 5 stars hotels. In 3 stars accommodation establishments were spent 29.9% of all nights by Bulgarian residents and 25.7% - of all nights by foreigners, while in the rest of accommodation establishments (with 1 and 2 stars) they were 38.4% and 8.1% respectively.

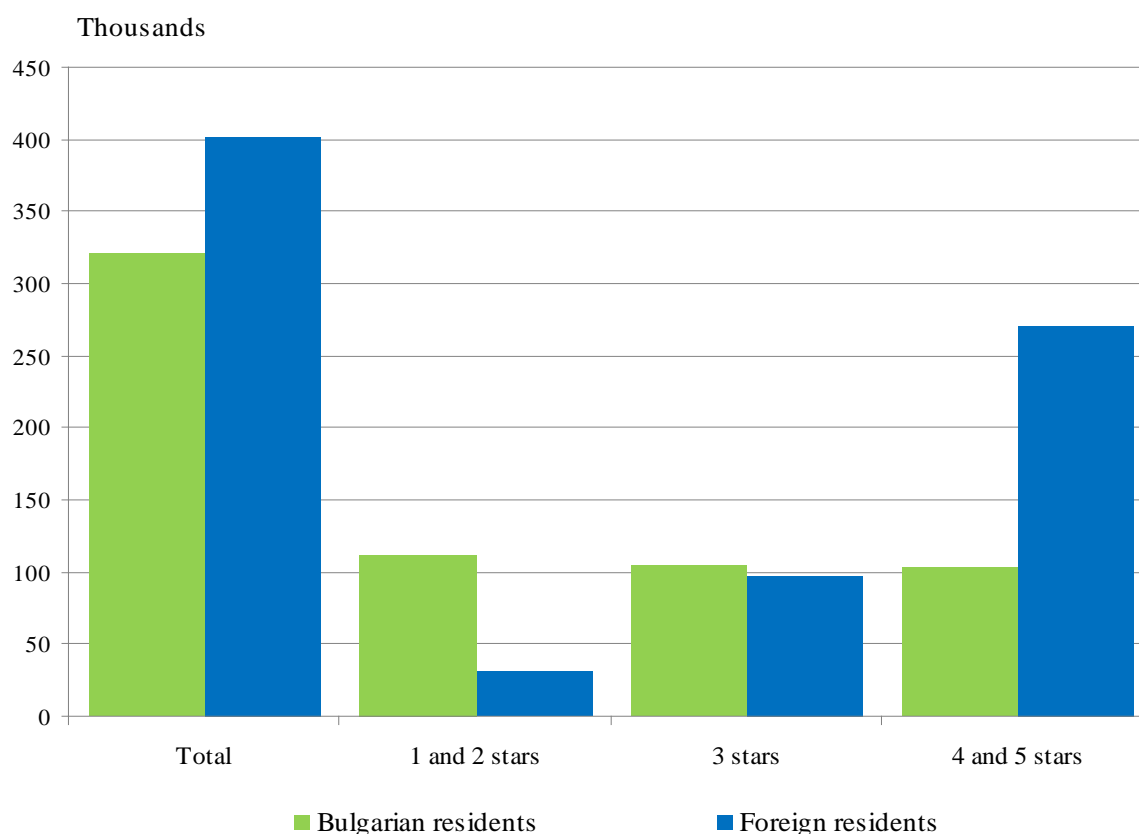
Figure 1. The nights spent in accommodation establishments by categories and months





In June 2015, the arrivals in all accommodation establishments decreased by 2.7% compared to the same month of 2014 and reached 724.7 thousands. Bulgarian guests were 44.4% of all arrivals as the majority part (68.0%) of them spent the nights in hotels with 1 and 2 stars and spent 2.5 nights on the average. The arrivals of foreigners were 402.7 thousands as 67.5% of them spent nights in hotels with 4 and 5 stars. On the average 5.2 nights were spent by foreigners.

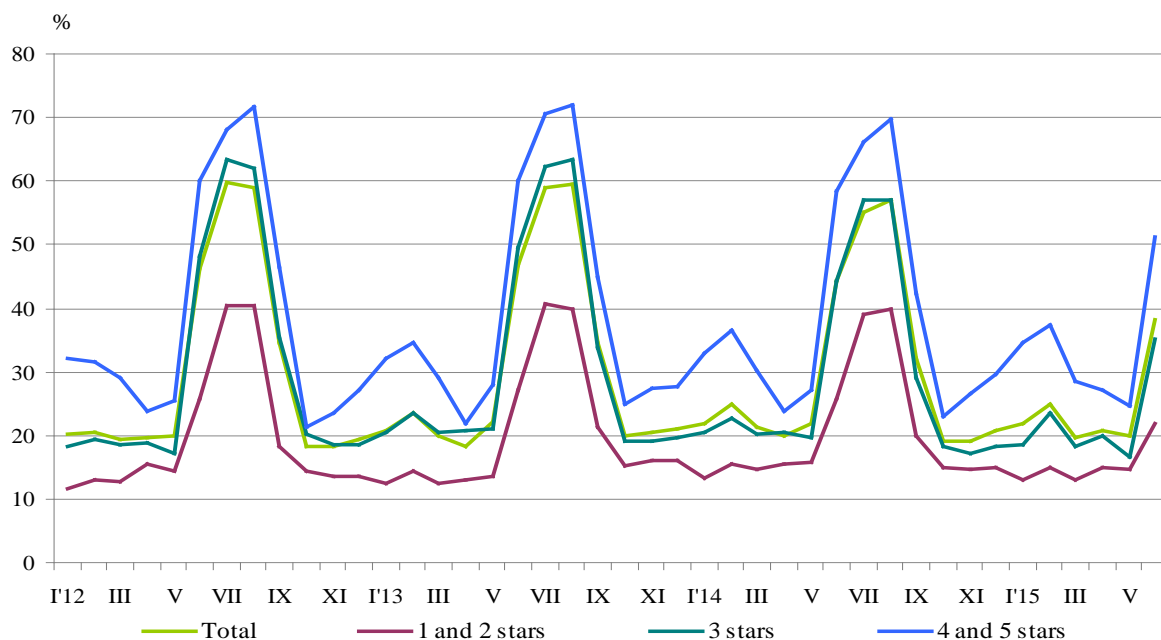
Figure 2. Arrivals in accommodation establishments by categories in June 2015



In June 2015, the total occupancy of the bed-places in accommodation establishments was 38.2% as compared to June 2014 decreased by 6.2 percentage points. The highest was occupancy of the bed-places in 4 and 5 stars accommodation establishments - 51.2%, followed by 3 stars accommodation establishments - 35.1%, and with 1 and 2 stars - 21.9%.

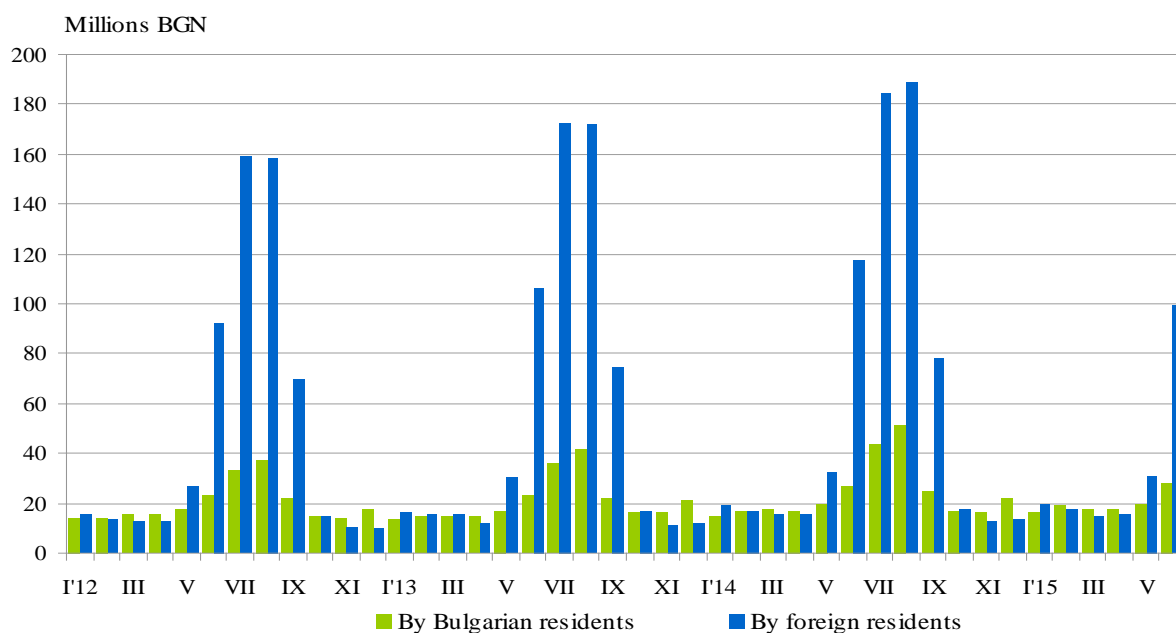


Figure 3. The occupation of the bed-places in accommodation establishments by categories and months



The total revenues from nights spent in June 2015 reached 127.3 million BGN or by 12.0% less compared to June 2014. A decrease was registered in the revenues from the foreigners - by 15.8%, while those from the Bulgarians increased by 4.5%.

Figure 4. The revenues from nights spent in accommodation establishments by months





Methodological notes

Since 2012 the statistical survey on **accommodation establishments** has been carried out monthly in compliance with the Regulation 692/2011 of the European Parliament and of the Council concerning European statistics on tourism and the regulation 1051/2011 of the Commission implementing Regulation 692/2011 of the European Parliament and of the Council concerning European statistics on tourism, as regards the structure of the quality reports and the transmission of the data.

All categorized hotels, camping sites and other types of accommodation establishments with more than 10 bed-places in use during the reporting period were included in the observation.

The indicator **other accommodation establishments** includes the holiday settlements, hostels, guests houses, bungalows, rest houses, mountain chalets, private rooms and flats and other establishments for short accommodation.

Available Bed Capacity is the maximum number of bed-places on offer for each day of the reference month.

In the **revenues from nights spent** in accommodation establishments are included the sums paid by the guests, without the extra services.



Annex

Table 1

Activity of accommodation establishments in June 2015¹

Districts	Accommodation establishments - in numbers	Bed-places - in numbers	Available bed-nights - in numbers	Night spent - in numbers		Arrivals in accommodation establishments - in numbers		Revenues from nights spent - Thousands BGN	
				Total	of which: By Foreigners	Total	of which: Foreigners	Total	of which: By Foreigners
Total	2731	269069	7624209	2909423	2117167	724745	402733	127263	99224
Blagoevgrad	219	13495	386957	55272	13258	28394	6525	2369	751
Burgas	555	101757	2830824	1327408	1095241	221773	161330	54198	46363
Varna	300	54538	1602469	702840	610245	132394	100131	32730	29357
Veliko Tarnovo	116	5201	154138	30130	7670	19764	6174	1121	432
Vidin	32	880	26284	4784	1260	3430	1006	183	48
Vratsa	28	950	28350	6627	1598	3446	578	193	62
Gabrovo	62	3204	97320	16551	2155	9737	1200	486	98
Dobrich	137	23512	565926	258976	202000	51400	33911	11498	9063
Kardzhali	35	1093	32790	6689	1705	4794	1060	263	78
Kyustendil	61	2968	89040	12685	2744	6815	1327	409	164
Lovech	74	4035	120006	22787	1214	13252	708	717	49
Montana	27	1218	36540	6715	475	2787	309	183	28
Pazardzhik	54	4003	114858	40786	5647	15618	1507	1670	281
Pernik	16	685	18578	3392	469	2051	246	80	19
Pleven	29	1323	39690	9149	1621	5058	669	392	93
Plovdiv	179	9509	275862	92628	33042	39872	12351	3799	1762
Razgrad	16	609	18270	3765	617	2305	308	133	23
Ruse	47	1856	55124	14014	4589	9310	2738	651	242
Silistra	20	627	18870	3060	667	2217	416	125	31
Sliven	82	2536	74356	9151	2387	4297	876	343	125
Smolyan	250	9730	280455	32995	3360	16239	1700	960	135
Sofia	76	5305	158520	30375	6601	14394	3022	1019	299
Sofia (stolitsa)	127	11888	356443	153314	105529	87973	58591	11474	9054
Stara Zagora	59	3761	112770	36971	7097	13440	3394	1395	439
Targovishte	24	937	28110	6402	797	3015	388	177	39
Haskovo	33	1237	36480	7418	1700	4598	1245	281	68
Shumen	52	1503	44510	8145	1101	4702	631	223	46
Yambol	21	709	20669	6394	2378	1670	392	191	75

¹ In use.