



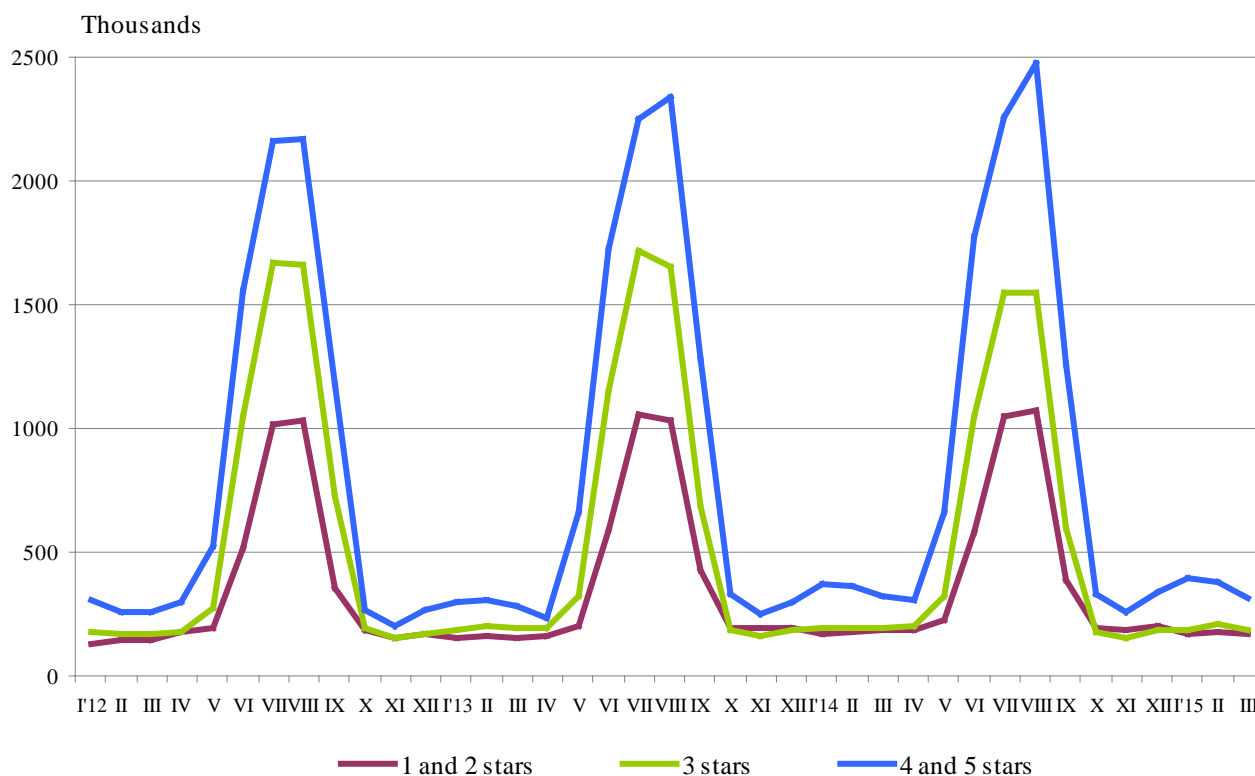
ACTIVITY OF ACCOMMODATION ESTABLISHMENTS IN MARCH 2015

In March 2015, 1 983 accommodation establishments - hotels, motels, camping sites, mountain chalets and other establishments for short-term accommodation with more than 10 bed places were functioned in the country (Annex, Table 1). The total number of the rooms in them was 56.4 thousands and the bed-places were 113.1 thousands. In comparison with March 2014 the total number of accommodation establishments (functioned during the period) increased by 3.9% and the bed-places in them - by 3.0%.

The total number of the nights spent in all accommodation establishments registered in March 2015 was 666.2 thousands or by 5.0% less in comparison with the same month of the previous year, as the greatest decrease (by 10.5%) was observed in 1 and 2 stars accommodation establishments.

In March 2015, 70.0% of all nights spent by foreign citizens and 34.9% of all nights spent by Bulgarians were realized in 4 and 5 stars hotels. In 3 stars accommodation establishments were spent 31.8% of all nights by Bulgarian residents and 20.7% - of all nights by foreigners, while in the rest of accommodation establishments (with 1 and 2 stars) they were 33.3% and 9.3% respectively.

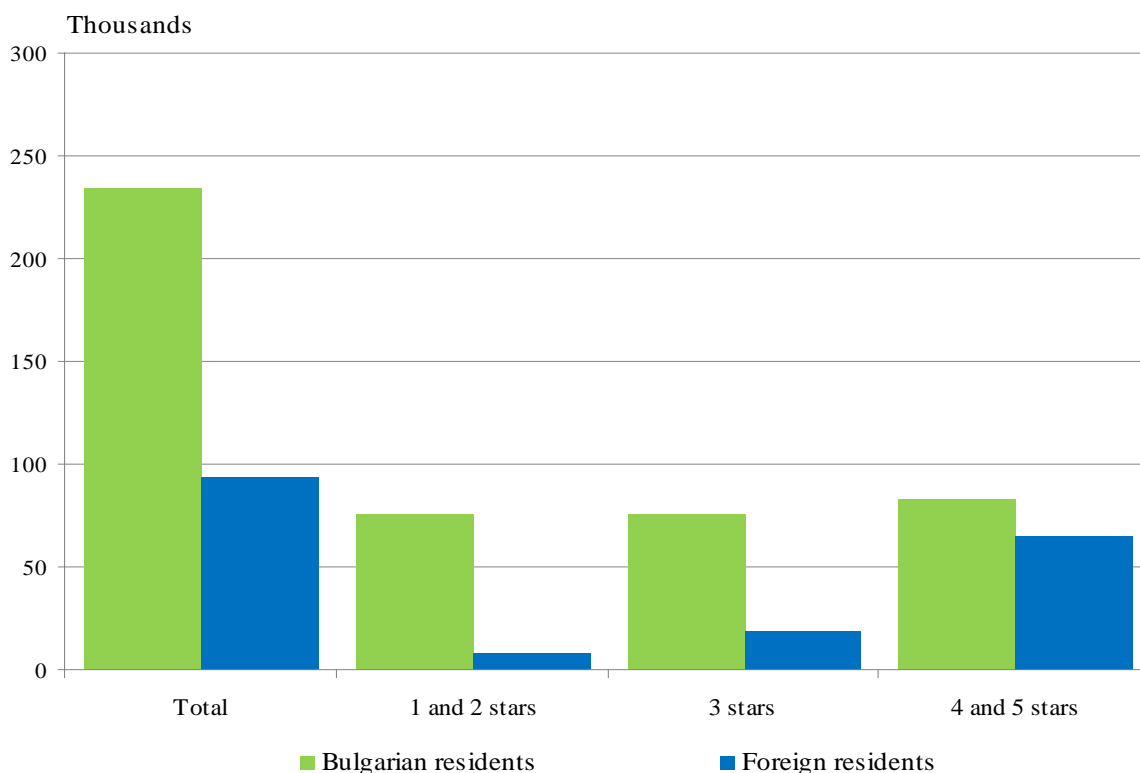
Figure 1. The nights spent in accommodation establishments by categories and months





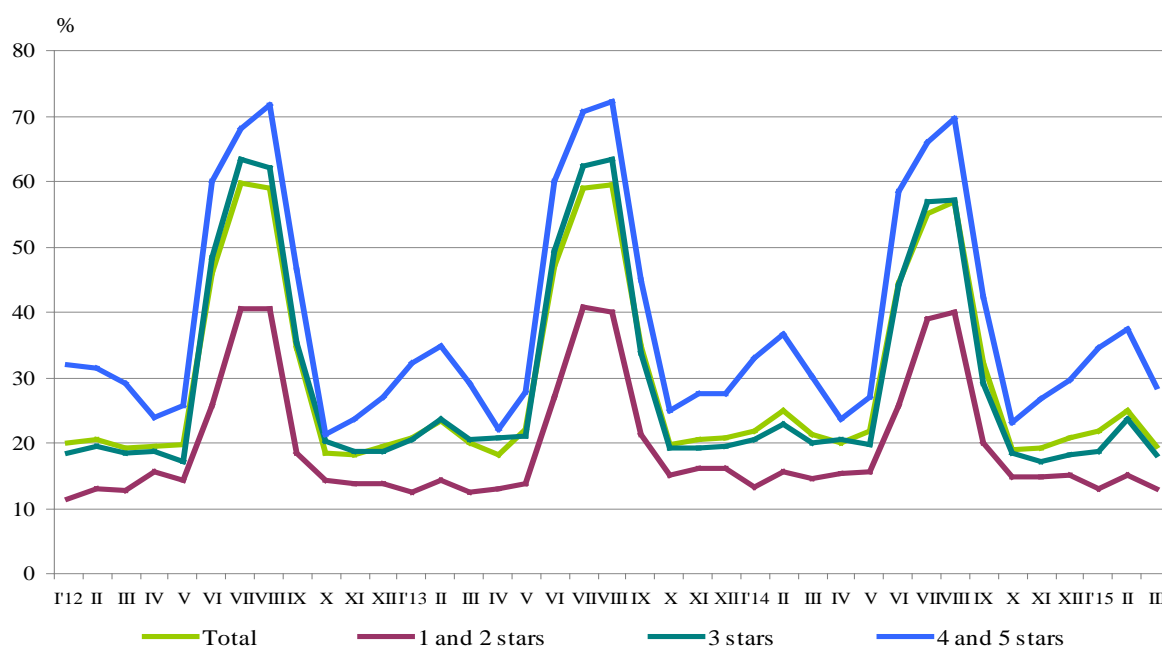
In March 2015, the arrivals in all accommodation establishments decreased by 1.4% compared to the same month of 2014 and reached 328.5 thousands. Bulgarian guests were 71.5% of all arrivals as the majority part (64.5%) of them spent the nights in hotels with 1 and 2 stars and spent 1.9 nights on the average. The arrivals of foreigners were 93.8 thousands as 70.2% of them spent nights in hotels with 4 and 5 stars. On the average 2.5 nights were spent by foreigners.

Figure 2. Arrivals in accommodation establishments by categories in March 2015



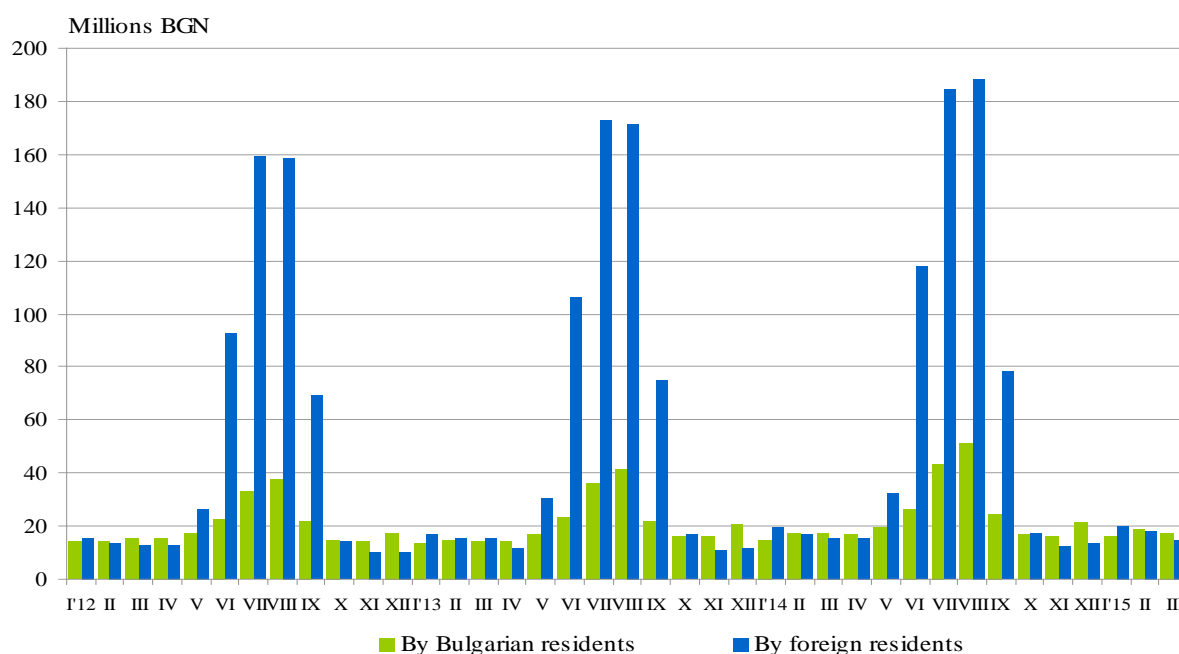
In March 2015, the total occupancy of the bed-places in accommodation establishments was 19.6% as compared to March 2014 decreased by 1.6%. The highest was occupancy of the bed-places in 4 and 5 stars accommodation establishments - 28.6%, followed by 3 stars accommodation establishments - 18.3%, and with 1 and 2 stars - 12.9%.

Figure 3. The occupation of the bed-places in accommodation establishments by categories and months



The total revenues from nights spent in March 2015 reached 32.1 million BGN or by 2.5% less compared to March 2014. A decrease was registered in the revenues from the foreigners - by 5.1%, while those of the Bulgarians remained approximately at the same level.

Figure 4. The revenues from nights spent in accommodation establishments by months





Methodological notes

Since 2012 the statistical survey on **accommodation establishments** has been carried out monthly in compliance with the Regulation 692/2011 of the European Parliament and of the Council concerning European statistics on tourism and the regulation 1051/2011 of the Commission implementing Regulation 692/2011 of the European Parliament and of the Council concerning European statistics on tourism, as regards the structure of the quality reports and the transmission of the data.

All categorized hotels, camping sites and other types of accommodation establishments with more than 10 bed-places in use during the reporting period were included in the observation.

The indicator **other accommodation establishments** includes the holiday settlements, hostels, guests houses, bungalows, rest houses, mountain chalets, private rooms and flats and other establishments for short accommodation.

Available Bed Capacity is the maximum number of bed-places on offer for each day of the reference month.

In the **revenues from nights spent** in accommodation establishments are included the sums paid by the guests, without the extra services.



Annex

Table 1

Activity of accommodation establishments in March 2015¹

Districts	Accommodation establishments - in numbers	Bed-places - in numbers	Available bed-nights - in numbers	Night spent - in numbers		Arrivals in accommodation establishments - in numbers		Revenues from nights spent - Thousands BGN	
				Total	of which: By Foreigners	Total	of which: Foreigners	Total	of which: By Foreigners
Total	1983	113121	3407005	666203	230714	328544	93754	32129	14688
Blagoevgrad	259	17166	506786	107229	55038	42650	16833	4783	2595
Burgas	72	5744	168180	29180	7202	13831	2624	1408	485
Varna	112	11012	329836	40338	13700	20483	4853	1936	824
Veliko Tarnovo	112	4973	154106	18362	2565	12540	1645	710	145
Vidin	32	880	26998	3148	656	1964	417	132	29
Vratsa	28	933	28779	6795	863	2960	337	198	42
Gabrovo	62	3132	98212	11330	668	6805	361	371	40
Dobrich	36	2354	71992	5832	1092	2707	517	208	59
Kardzhali	35	1095	33945	6581	751	3775	557	232	41
Kyustendil	60	2813	87103	9853	..	5095	..	307	..
Lovech	63	3454	102829	12726	624	7732	260	436	25
Montana	24	1141	35129	3059	266	1824	168	110	15
Pazardzhik	54	3980	119011	32743	2444	16349	770	1535	132
Pernik	16	685	19195	2487	..	1143	..	75	..
Pleven	27	1277	39587	6601	1204	3455	480	317	75
Plovdiv	179	9339	278147	65453	16570	34160	7327	3127	1015
Razgrad	16	609	18879	2624	412	1659	172	102	17
Ruse	46	1703	51512	11264	3196	6918	1496	533	180
Silistra	20	627	19499	2292	368	1614	198	93	17
Sliven	82	2517	77930	8221	1219	4711	441	329	85
Smolyan	259	10511	306636	46939	6927	17862	1761	1745	359
Sofia	81	7271	218206	66530	27206	25295	6112	2252	942
Sofia (stolitsa)	125	11700	362589	120569	76694	70377	41908	9307	6962
Stara Zagora	59	3733	113903	23282	3880	10234	1419	1068	290
Targovishte	24	947	29189	4306	1248	2274	385	159	57
Haskovo	34	1349	41729	6921	1948	4741	1377	269	73
Shumen	45	1471	45601	6893	709	3654	342	193	27
Yambol	21	705	21497	4645	1634	1732	380	194	61

¹ In use.

'..' Confidential data