



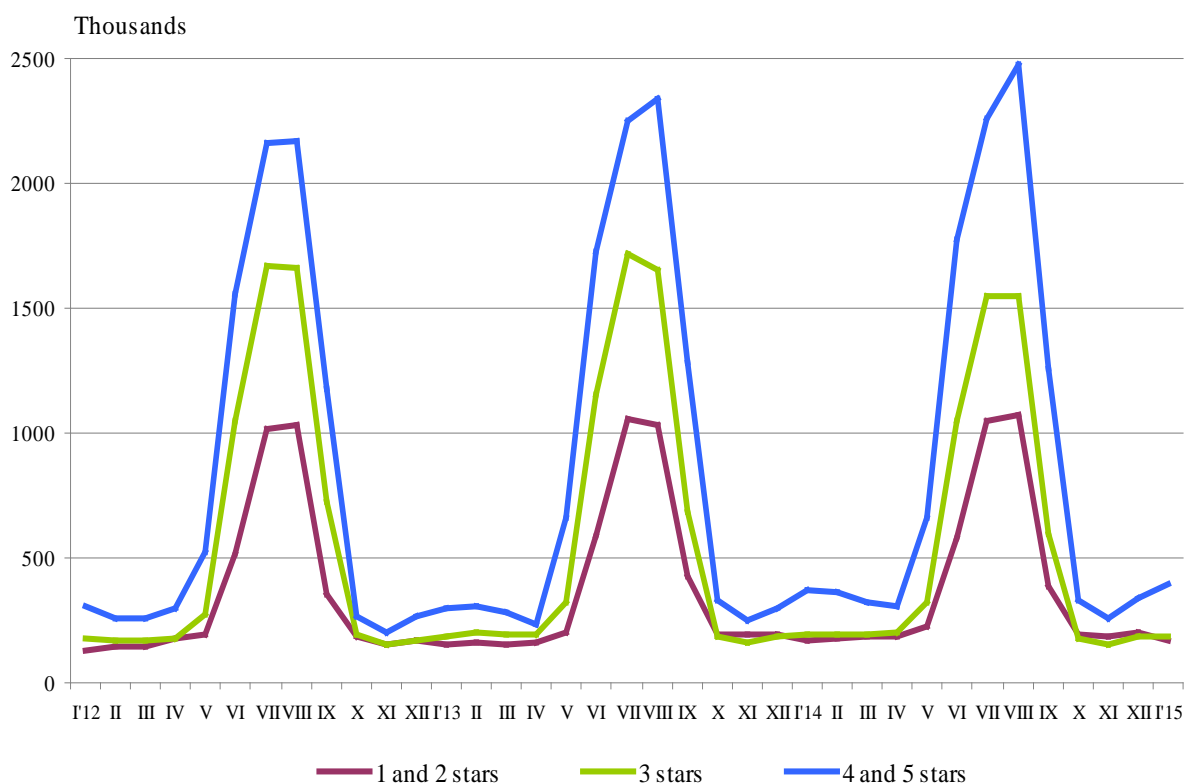
ACTIVITY OF ACCOMMODATION ESTABLISHMENTS IN JANUARY 2015

In January 2015, 1 983 accommodation establishments - hotels, motels, camping sites, mountain chalets and other establishments for short-term accommodation with more than 10 bed places were functioned in the country (Annex, Table 1). The total number of the rooms in them was 55.9 thousands and the bed-places were 112.3 thousands. In comparison with January 2014 the total number of accommodation establishments (functioned during the period) increased by 5.1% and the bed-places in them - by 2.0%.

The total number of the nights spent in all accommodation establishments registered in January 2015 was 741.7 thousands or by 1.1% more in comparison with the same month of the previous year, as the greatest increase (by 5.7%) was observed in 4 and 5 stars accommodation establishments.

In January 2015, 73.1% of all nights spent by foreign citizens and 34.8% of all nights spent by Bulgarians were realized in 4 and 5 stars hotels. In 3 stars accommodation establishments were spent 29.8% of all nights by Bulgarian residents and 18.6% - of all nights by foreigners, while in the rest of accommodation establishments (with 1 and 2 stars) they were 35.4% and 8.3% respectively.

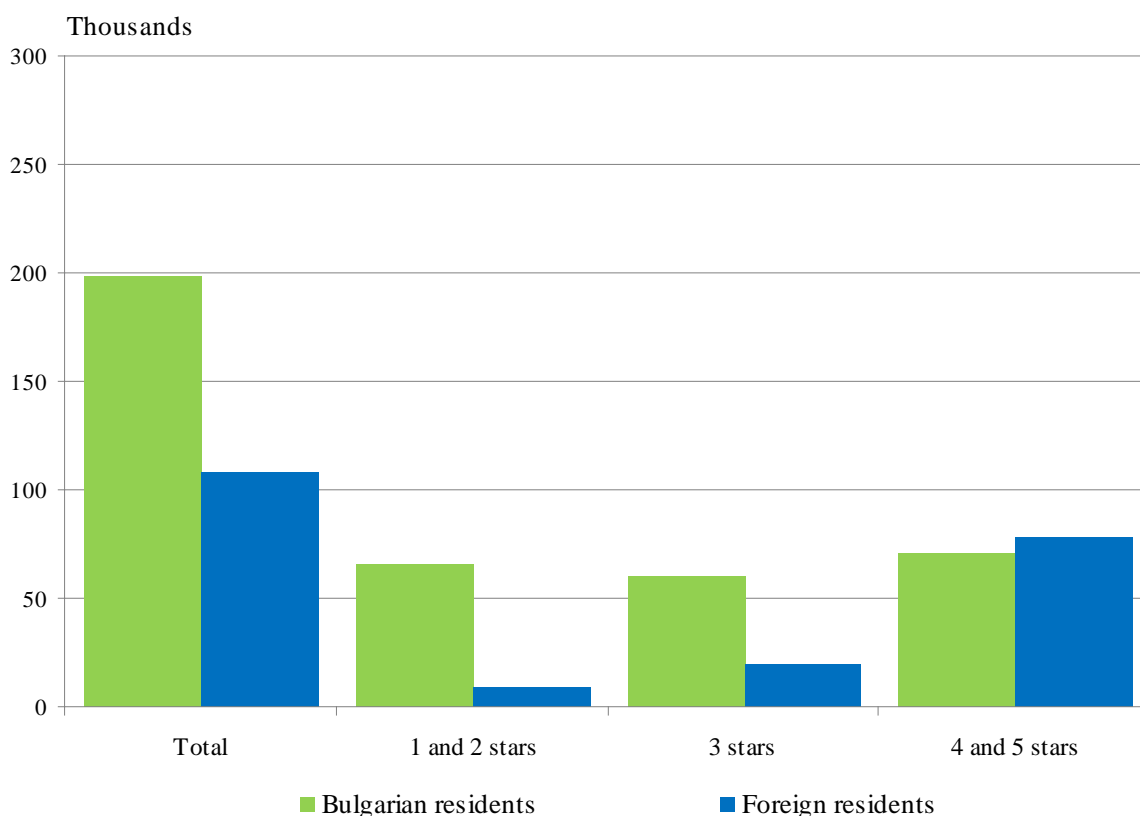
Figure 1. The nights spent in accommodation establishments by categories and months





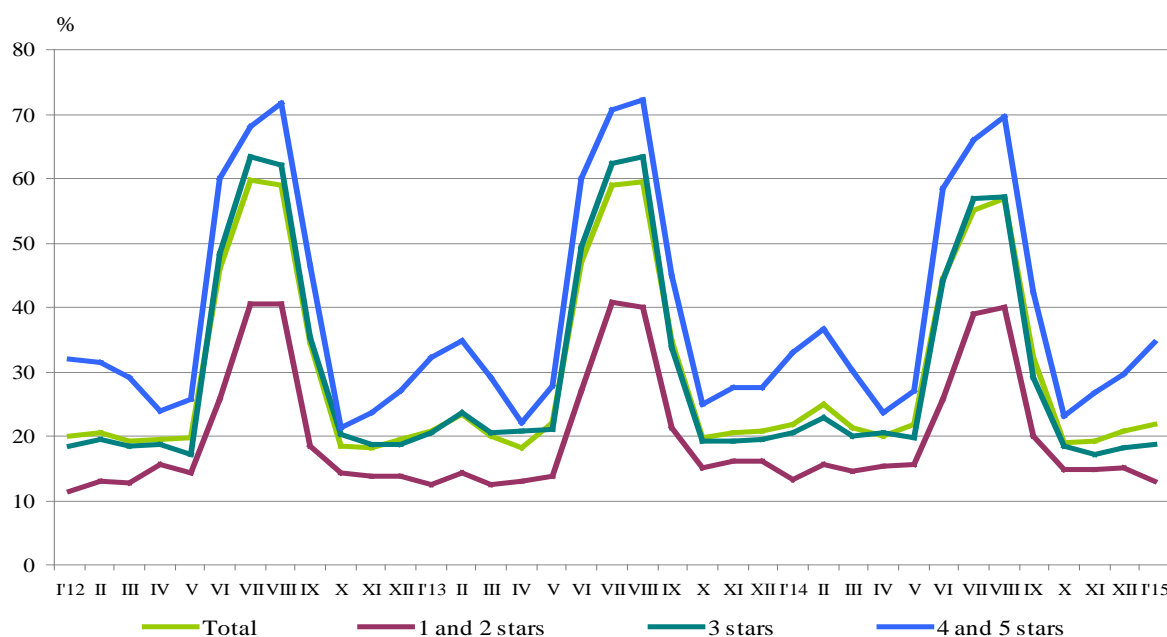
In January 2015 the arrivals in all accommodation establishments increased by 6.6% compared to the same month of 2014 and reached 307.3 thousands. Bulgarian guests were 64.8% of all arrivals as the majority part (64.1%) of them spent the nights in hotels with 1 and 2 or 3 stars and spent 2 nights on the average. The arrivals of foreigners were 108.3 thousands as 72.8% of them spent nights in hotels with 4 and 5 stars. On the average 3.2 nights were spent by foreigners.

Figure 2. Arrivals in accommodation establishments by categories in January 2015



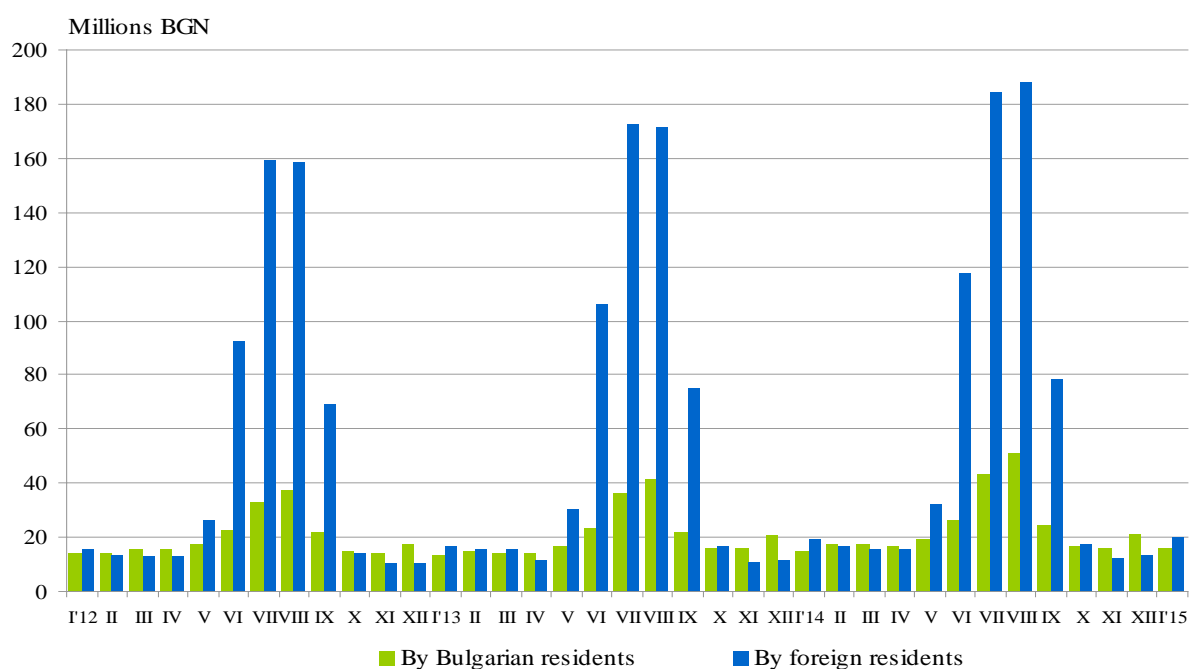
In January 2015, the total occupancy of the bed-places in accommodation establishments was 21.8% as compared to January 2014 it remained approximately at the same level. The highest was occupancy of the bed-places in 4 and 5 stars accommodation establishments - 34.6%, followed by 3 stars accommodation establishments - 18.6%, and with 1 and 2 stars - 12.9%.

Figure 3. The occupation of the bed-places in accommodation establishments by categories and months



The total revenues from nights spent in January 2015 reached 36.2 million BGN or by 5.5% more compared to January 2014. An increase was registered in the revenues from the Bulgarians - by 8.2%, and from the foreigners - by 3.4%.

Figure 4. The revenues from nights spent in accommodation establishments by months





Methodological notes

Since 2012 the statistical survey on **accommodation establishments** has been carried out monthly in compliance with the Regulation 692/2011 of the European Parliament and of the Council concerning European statistics on tourism and the regulation 1051/2011 of the Commission implementing Regulation 692/2011 of the European Parliament and of the Council concerning European statistics on tourism, as regards the structure of the quality reports and the transmission of the data.

All categorized hotels, camping sites and other types of accommodation establishments with more than 10 bed-places in use during the reporting period were included in the observation.

The indicator **other accommodation establishments** includes the holiday settlements, hostels, guests houses, bungalows, rest houses, mountain chalets, private rooms and flats and other establishments for short accommodation.

Available Bed Capacity is the maximum number of bed-places on offer for each day of the reference month.

In the **revenues from nights spent** in accommodation establishments are included the sums paid by the guests, without the extra services.



Annex

Table 1

Activity of accommodation establishments in January 2015¹

Districts	Accommodation establishments - in numbers	Bed-places - in numbers	Available bed-nights - in numbers	Night spent - in numbers		Arrivals in accommodation establishments - in numbers		Revenues from nights spent - Thousands BGN	
				Total	of which: By Foreigners	Total	of which: Foreigners	Total	of which: By Foreigners
Total	1983	112275	3408687	741705	347584	307289	108279	36166	19923
Blagoevgrad	282	18525	555426	195198	141312	61286	36904	10100	7686
Burgas	69	5269	154989	22105	6110	10097	1881	1089	400
Varna	103	9908	306338	30559	9272	15542	3232	1456	572
Veliko Tarnovo	109	4905	151395	14274	1395	8397	920	534	71
Vidin	32	889	28782	2523	278	1652	217	123	15
Vratsa	25	917	28427	4060	436	2064	206	100	18
Gabrovo	56	2958	91667	8580	609	4450	216	269	36
Dobrich	37	2485	64163	4876	952	2334	486	213	71
Kardzhali	34	1064	32395	4718	871	2855	462	166	43
Kyustendil	57	2738	84808	10239	1054	5457	472	270	49
Lovech	66	3499	108338	11814	796	7030	294	412	31
Montana	22	1005	31155	2575	585	1506	194	104	25
Pazardzhik	54	4027	121122	37726	3362	16328	1051	2009	242
Pernik	16	692	21452	2088	444	1304	196	46	12
Pleven	26	1242	38502	4166	1224	2150	428	209	75
Plovdiv	176	9296	278809	55640	10006	28558	4667	2264	535
Razgrad	16	609	18879	1828	218	1313	129	70	8
Ruse	46	1704	52824	7936	2331	4843	1124	399	126
Silistra	20	627	19499	1818	163	1330	128	71	8
Sliven	81	2482	76618	5298	1139	2708	247	190	57
Smolyan	269	10878	330866	95154	40272	28766	8596	4545	2353
Sofia	77	6456	199621	81779	57821	25186	11966	3244	2299
Sofia (stolitsa)	126	11809	365626	95944	58507	54682	31202	6808	4803
Stara Zagora	60	3800	108663	19379	3229	7835	953	785	191
Targovishte	24	963	29853	2922	484	1604	202	112	25
Haskovo	36	1429	44275	6876	1649	4147	1264	236	57
Shumen	43	1394	42614	4858	674	2449	325	139	28
Yambol	21	705	21581	6772	2391	1416	317	203	87

¹ In use.