



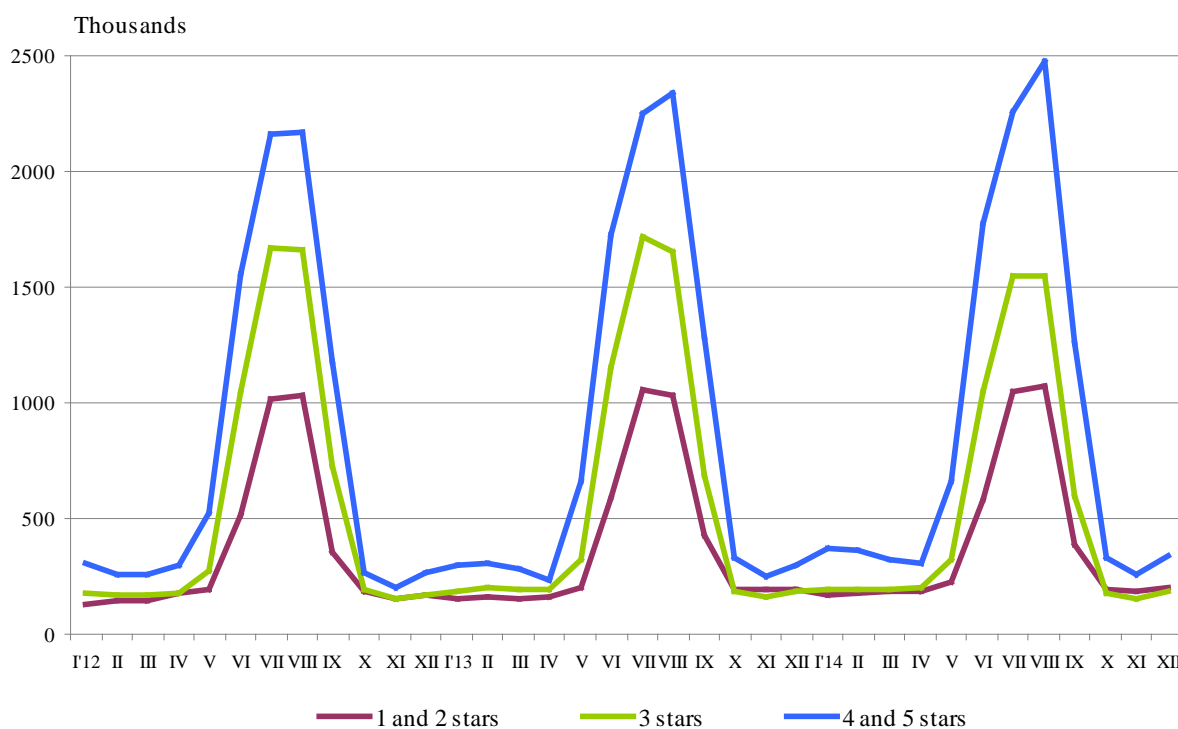
ACTIVITY OF ACCOMMODATION ESTABLISHMENTS IN DECEMBER 2014

In December 2014, 2 016 accommodation establishments - hotels, motels, camping sites, mountain chalets and other establishments for short-term accommodation with more than 10 bed places were functioned in the country (Annex, Table 1). The total number of the rooms in them was 58.0 thousands and the bed-places were 116.3 thousands. In comparison with December 2013 the total number of accommodation establishments (functioned during the period) increased by 7.1% and the bed-places in them - by 5.9%.

The total number of the nights spent in all accommodation establishments registered in December 2014 was 723.8 thousands or by 6.2% more in comparison with the same month of the previous year, as the greatest increase (by 15.3%) was observed in 4 and 5 stars accommodation establishments.

In December 2014, 68.8% of all nights spent by foreign citizens and 38.2% of all nights spent by Bulgarians were realized in 4 and 5 stars hotels. In 3 stars accommodation establishments were spent 28.0% of all nights by Bulgarian residents and 18.7% - of all nights by foreigners, while in the rest of accommodation establishments (with 1 and 2 stars) they were 33.8% and 12.5% respectively.

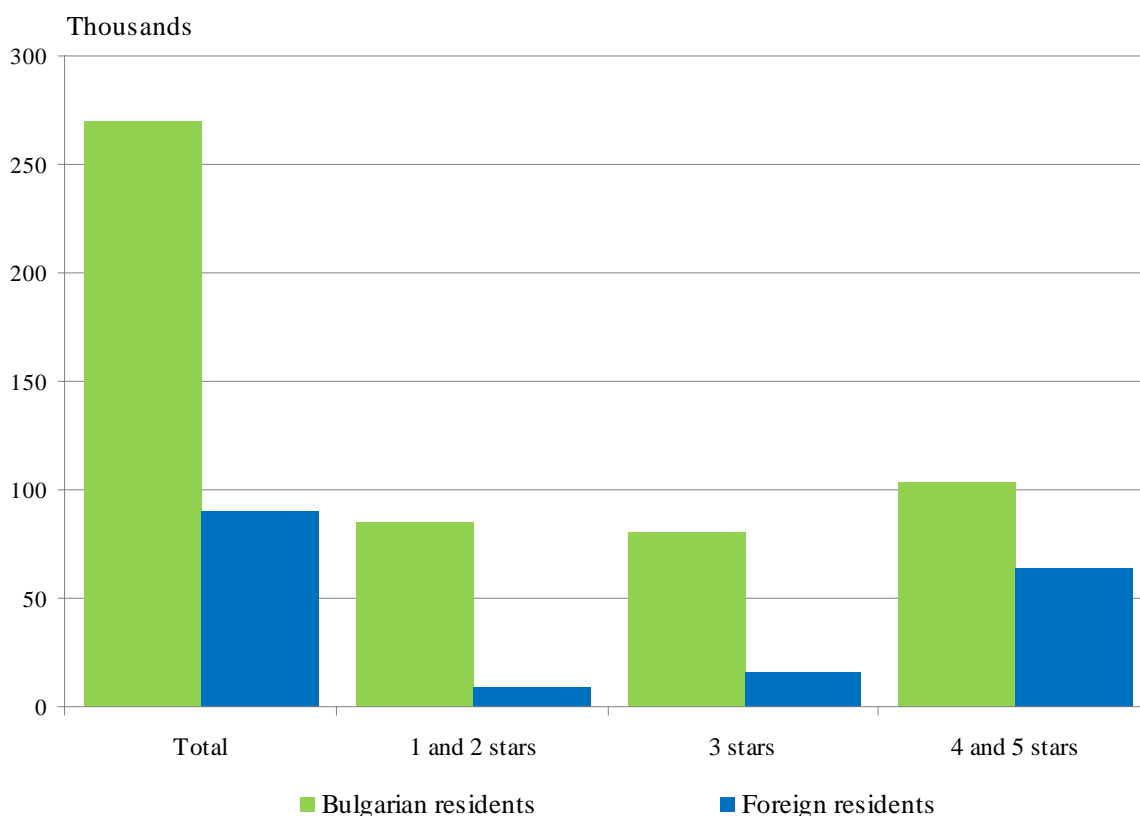
Figure 1. The nights spent in accommodation establishments by categories and months





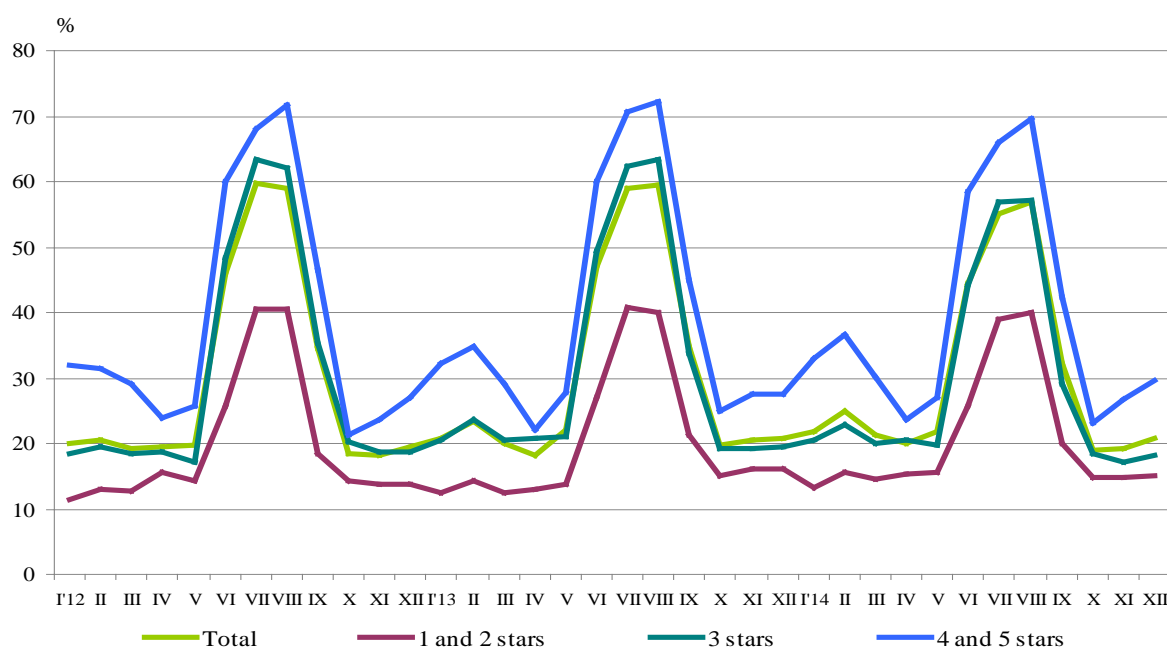
In December 2014, the arrivals in all accommodation establishments increased by 7.7% compared to the same month of 2013 and reached 360.6 thousands. Bulgarian guests were 74.9% of all arrivals as the majority part (61.5%) of them spent the nights in hotels 1 and 2 or 3 stars and spent 1.9 nights on the average. The arrivals of foreigners were 90.5 thousands as 71.0% of them spent nights in hotels with 4 and 5 stars. On the average 2.3 nights were spent by foreigners.

Figure 2. Arrivals in accommodation establishments by categories in December 2014



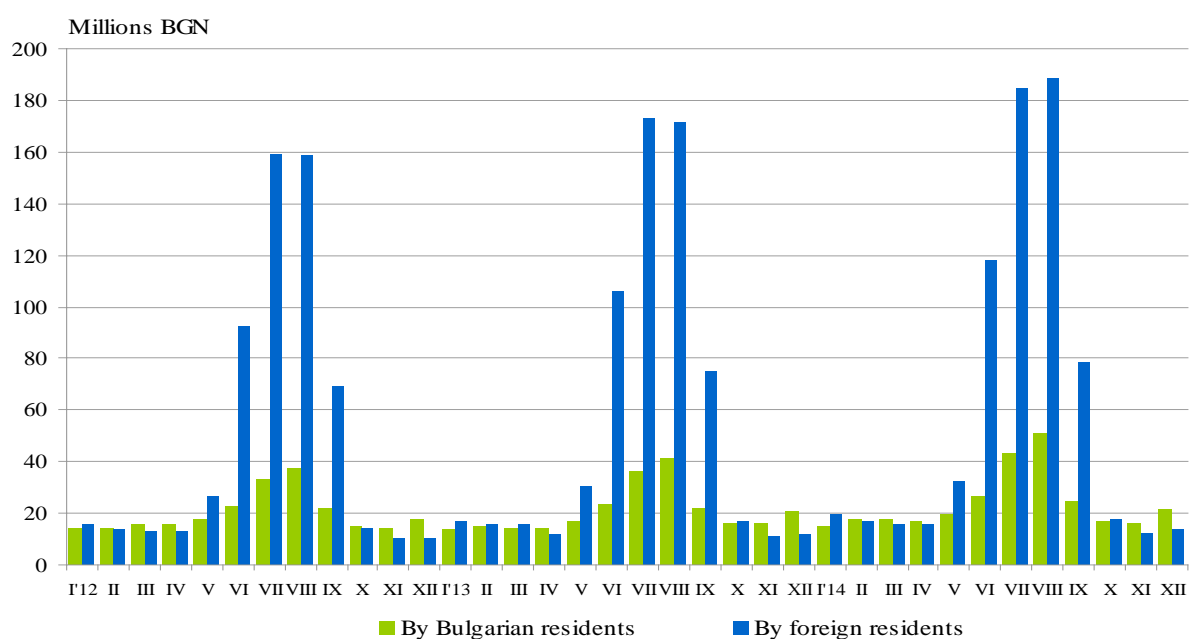
In December 2014, the total occupancy of the bed-places in accommodation establishments was 20.8% as compared to December 2013 it remained approximately at the same level. The highest was occupancy of the bed-places in 4 and 5 stars accommodation establishments - 29.6%, followed by 3 stars accommodation establishments - 18.2%, and with 1 and 2 stars - 15.0%.

Figure 3. The occupation of the bed-places in accommodation establishments by categories and months



The total revenues from nights spent in December 2014 reached 35.2 million BGN or by 7.1% more compared to December 2013. An increase was registered in the revenues from the foreigners - by 13.9%, and from the Bulgarians - by 3.2%.

Figure 4. The revenues from nights spent in accommodation establishments by months





Methodological notes

Since 2012 the statistical survey on **accommodation establishments** has been carried out monthly in compliance with the Regulation 692/2011 of the European Parliament and of the Council concerning European statistics on tourism and the regulation 1051/2011 of the Commission implementing Regulation 692/2011 of the European Parliament and of the Council concerning European statistics on tourism, as regards the structure of the quality reports and the transmission of the data.

All categorized hotels, camping sites and other types of accommodation establishments with more than 10 bed-places in use during the reporting period were included in the observation.

The indicator **other accommodation establishments** includes the holiday settlements, hostels, guests houses, bungalows, rest houses, mountain chalets, private rooms and flats and other establishments for short accommodation.

Available Bed Capacity is the maximum number of bed-places on offer for each day of the reference month.

In the **revenues from nights spent** in accommodation establishments are included the sums paid by the guests, without the extra services.



Annex

Table 1

Activity of accommodation establishments in December 2014¹

Districts	Accommodation establishments - in numbers	Bed-places - in numbers	Available bed-nights - in numbers	Night spent - in numbers		Arrivals in accommodation establishments - in numbers		Revenues from nights spent - Thousands BGN	
				Total	of which: By Foreigners	Total	of which: Foreigners	Total	of which: By Foreigners
Total	2016	116273	3484208	723827	215842	360642	90512	35226	13567
Blagoevgrad	267	18086	531622	142722	65218	59876	22931	7187	3678
Burgas	82	7081	211608	30500	8262	12485	2206	1582	497
Varna	118	12204	377456	41917	16189	23811	7683	2442	1246
Veliko Tarnovo	114	4999	154915	19348	2683	12288	1366	790	154
Vidin	34	911	29444	2830	524	1816	289	130	26
Vratsa	28	973	30039	6076	774	2973	319	168	39
Gabrovo	66	3224	99944	13181	480	7127	259	483	26
Dobrich	37	2440	67709	5861	1280	3432	557	273	68
Kardzhali	35	1102	34161	5717	921	3196	540	192	43
Kyustendil	57	2760	85560	11246	..	5343	..	296	..
Lovech	75	3717	113205	19009	733	10833	328	714	26
Montana	23	1051	32581	3995	270	2680	192	134	15
Pazardzhik	61	4219	130789	41848	2309	18254	821	2072	164
Pernik	16	692	19202	2074	..	1463	..	67	..
Pleven	28	1305	36708	5709	786	3496	354	262	49
Plovdiv	172	9254	278388	64944	9196	37570	4717	2870	508
Razgrad	16	609	18879	2904	285	1689	168	109	12
Ruse	41	1560	48360	7986	2203	5148	1041	432	145
Silistra	20	627	19499	2275	196	1530	128	93	10
Sliven	80	2489	77035	5960	992	3536	330	227	60
Smolyan	256	10529	278334	72588	9959	26019	2430	3261	568
Sofia	80	6456	198986	58024	17975	26214	4422	2264	739
Sofia (stolitsa)	125	11722	360103	112194	66421	68128	35884	7492	5070
Stara Zagora	58	3746	110157	20429	2895	9659	955	856	170
Targovishte	21	867	26801	4230	526	2146	212	156	28
Haskovo	35	1396	43118	9328	1923	5091	1276	315	82
Shumen	50	1549	48019	6724	828	3662	337	189	34
Yambol	21	705	21586	4208	1042	1177	247	170	58

¹ In use

‘..’ Confidential data