



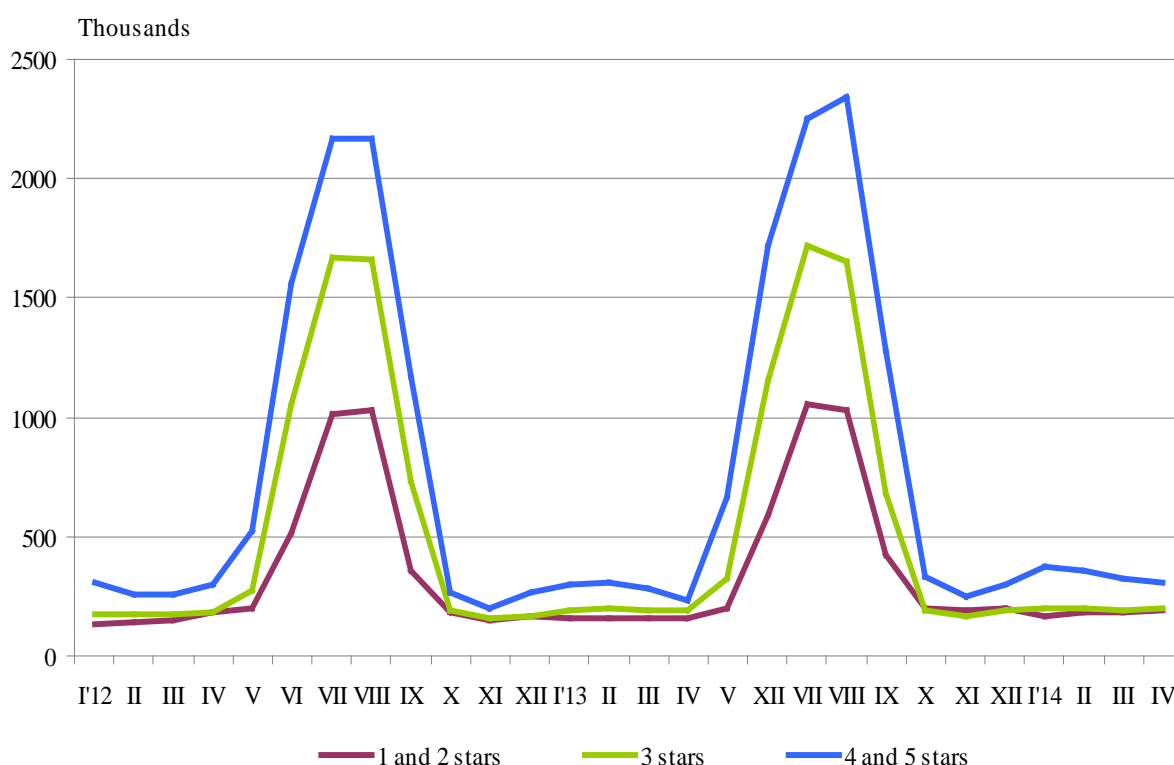
ACTIVITY OF ACCOMMODATION ESTABLISHMENTS IN APRIL 2014

In April 2014, 1 947 accommodation establishments - hotels, motels, camping sites, mountain chalets and other establishments for short-term accommodation with more than 10 bed places were functioned in the country (Annex, Table 1). The total number of the rooms in them was 65.2 thousands and the bed-places were 133.7 thousands. In comparison with April 2013 the total number of accommodation establishments increased by 3.7% and the bed-places in them - by 16.0%.

The total number of the nights spent in all accommodation establishments registered in April 2014 was 699.7 thousands or by 19.9% more in comparison with the same month of the previous year, as the greatest increase (by 33.0%) was observed in 4 and 5 stars accommodation establishments.

In April 2014, 66.2% of all nights spent by foreign citizens were realized in 4 and 5 stars hotels and 30.6% of all nights spent by Bulgarians. In 3 stars accommodation establishments were spent 33.1% of all nights by Bulgarian residents and 22.4% - of all nights by foreigners, while in the rest of accommodation establishments (with 1 and 2 stars) they were 36.3 and 11.4% respectively.

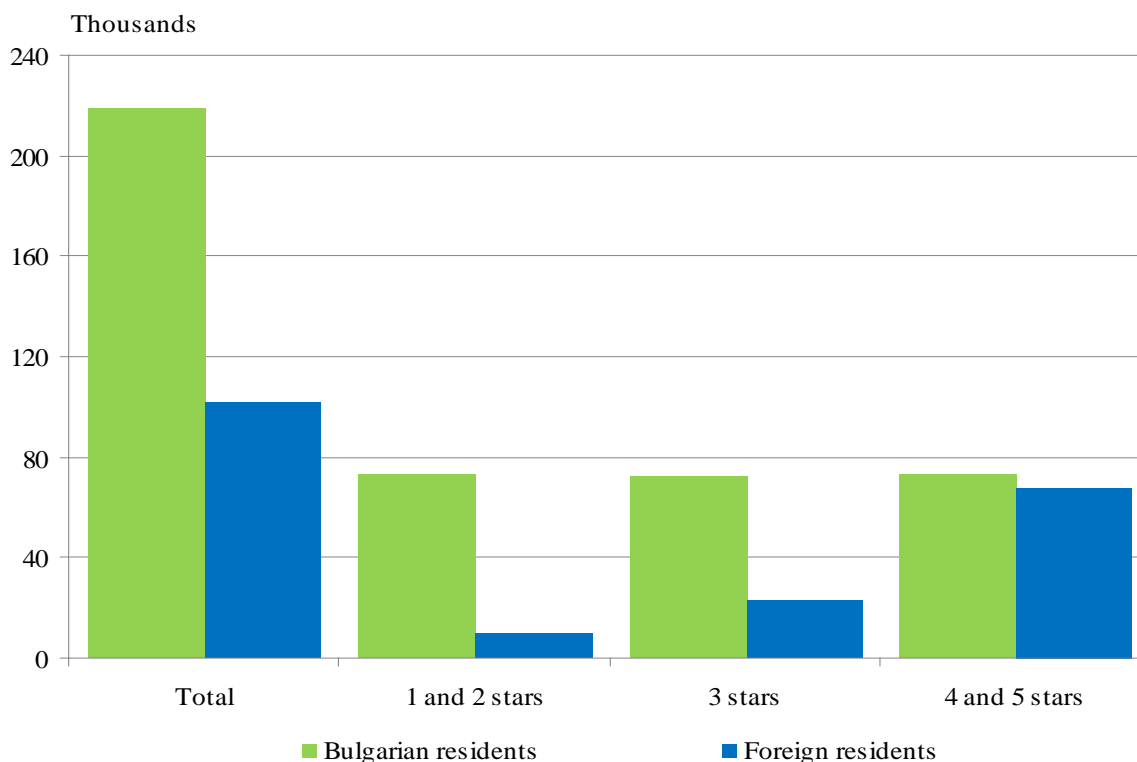
Figure 1. The nights spent in accommodation establishments by categories and months





In April 2014, the arrivals in all accommodation establishments increased by 10.6% compared to the same month of 2013 and reached 321.2 thousands. Bulgarian guests were 68.3% of all arrivals as the majority part (66.6%) of them spent the nights in hotels 1 and 2 or 3 stars and spent 2.1 nights on the average. The arrivals of foreigners were 101.9 thousands as 66.8% of them spent nights in hotels with 4 and 5 stars. On the average 2.6 nights were spent by foreigners.

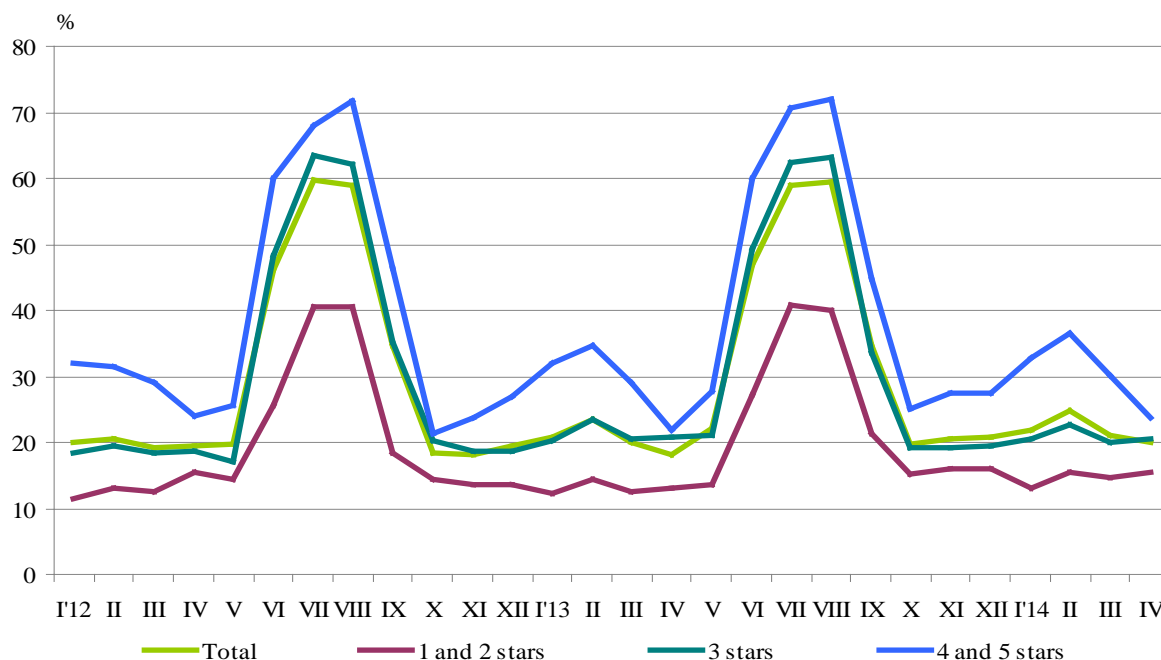
Figure 2. Arrivals in accommodation establishments by categories in April 2014



In April 2014, the total occupancy of the bed-places in accommodation establishments was 19.9% and the highest it was in 4 and 5 stars accommodation establishments - 23.7%, followed by 3 stars accommodation establishments - 20.6%, and with 1 and 2 stars - 15.4%. In comparison with the same month of the previous year the occupancy of the bed-places increased by 1.7 percentage points as the greatest increase was registered in the accommodation establishments with 1 and 2 stars - by 2.4 percentage points.

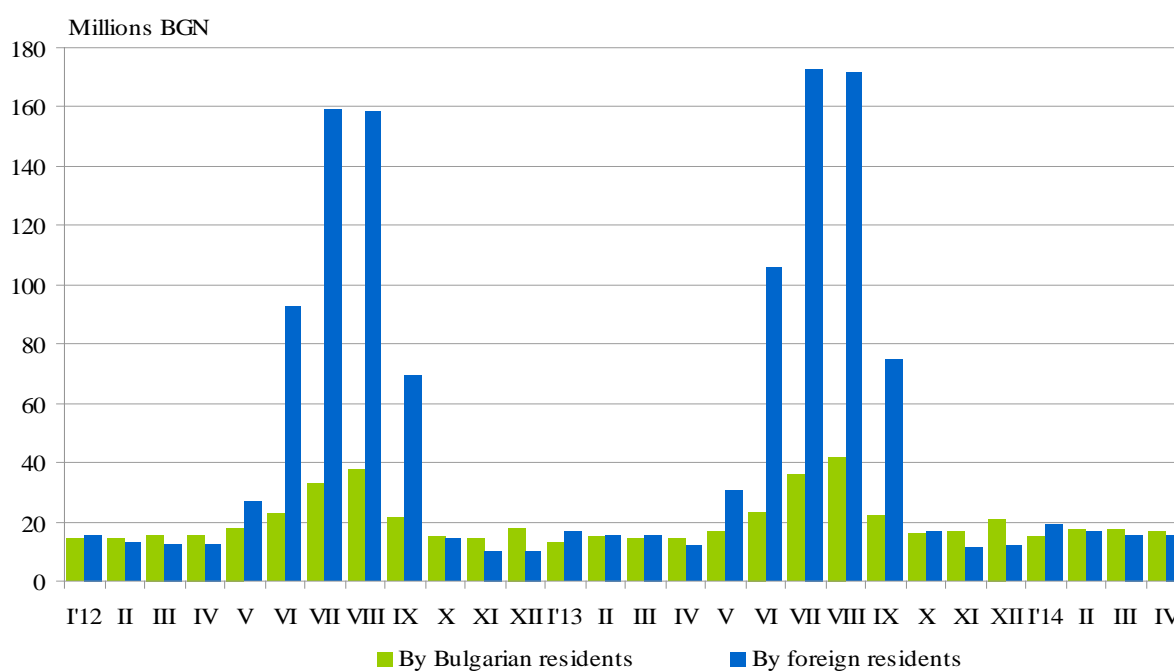


Figure 3. The occupation of the bed-places in accommodation establishments by categories and months



The total revenues from nights spent in April 2014 reached 31.9 million BGN or by 20.8% more compared to April 2013. An increase was registered both in the revenues from the foreigners - by 27.6%, and from Bulgarians - by 15.2%.

Figure 4. The revenues from nights spent in accommodation establishments by months





Methodological notes

Since 2012 the statistical survey on **accommodation establishments** has been carried out monthly in compliance with the Regulation 692/2011 of the European Parliament and of the Council concerning European statistics on tourism and the regulation 1051/2011 of the Commission implementing Regulation 692/2011 of the European Parliament and of the Council concerning European statistics on tourism, as regards the structure of the quality reports and the transmission of the data.

All categorized hotels, camping sites and other types of accommodation establishments with more than 10 bed-places in use during the reporting period were included in the observation.

The indicator **other accommodation establishments** includes the holiday settlements, hostels, guests houses, bungalows, rest houses, mountain chalets, private rooms and flats and other establishments for short accommodation.

Available Bed Capacity is the maximum number of bed-places on offer for each day of the reference month.

In the **revenues from nights spent** in accommodation establishments are included the sums paid by the guests, without the extra services.

Annex

Table 1

Activity of accommodation establishments in April 2014¹

Districts	Accommodation establishments - Number	Bed-places - Number	Available bed-nights - Number	Night spent - Number		Arrivals in accommodation establishments - Number		Revenues from nights spent - Thousands BGN	
				Total	of which: By Foreigners	Total	of which: Foreigners	Total	of which: By Foreigners
Total	1947	133748	3510770	699665	266554	321205	101914	31926	15282
Blagoevgrad	178	12923	365480	59394	16555	26623	6585	2630	836
Burgas	111	18779	339481	67475	40730	24352	11427	2911	1698
Varna	137	20634	507504	82204	51602	29967	13250	3669	2370
Veliko Tarnovo	111	5055	151195	24099	5780	15783	3736	991	295
Vidin	36	949	29620	4362	883	2966	500	165	35
Vratsa	27	967	29010	8097	1413	3247	495	234	57
Gabrovo	66	3329	99570	16289	1693	8651	807	502	83
Dobrich	44	5999	97596	16909	10413	7036	3570	622	373
Kardzhali	36	1112	32897	7900	1553	4723	881	272	65
Kyustendil	54	2491	74730	8807	1591	4240	826	306	..
Lovech	67	3446	96486	15881	1020	8861	506	557	45
Montana	21	1034	30266	3725	393	1943	191	129	18
Pazardzhik	61	4141	119608	31740	2978	14133	1002	1429	181
Pernik	16	681	18255	4182	398	1677	215	93	..
Pleven	25	1205	36150	8433	1383	4460	559	388	78
Plovdiv	172	9279	273240	84990	28931	36878	9114	3508	1489
Razgrad	16	609	18270	2461	330	1532	215	85	12
Ruse	40	1500	45000	11378	2763	7175	1641	548	174
Silistra	20	627	18870	2274	232	1705	162	84	10
Sliven	80	2476	72197	7154	1134	3323	428	267	82
Smolyan	246	10025	270429	28184	2632	12695	790	1030	127
Sofia	77	6762	202740	24031	2751	10802	925	879	92
Sofia (stolitsa)	126	11679	348070	121815	80536	65533	40304	8627	6575
Stara Zagora	55	3602	103166	27167	3826	9869	1456	999	252
Targovishte	21	867	25904	6082	1018	2445	321	178	43
Haskovo	36	1342	38146	8468	2169	4948	1377	326	89
Shumen	47	1430	42800	6687	748	3783	394	196	31
Yambol	21	805	24090	9477	1099	1855	237	301	64

¹ In use.

“..” Confidential data.