



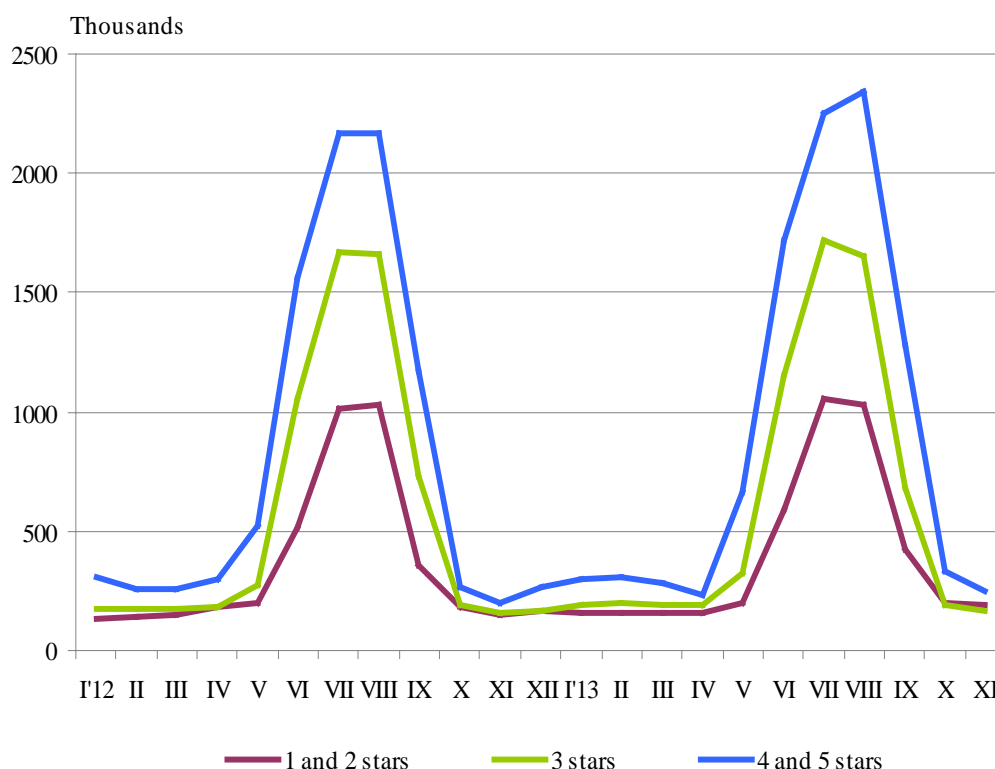
ACTIVITY OF ACCOMMODATION ESTABLISHMENTS IN NOVEMBER 2013

In November 2013, 1 795 accommodation establishments - hotels, motels, camping sites, mountain chalets and other establishments for short-term accommodation with more than 10 bed places were functioned in the country (Annex, Table 1). The total number of rooms in them was 50.9 thousands and the bed-places were 100.4 thousands. In comparison with November 2012 the total number of accommodation establishments increased by 8.6% and the bed-places in them - by 4.9%.

The total number of the nights spent in all accommodation establishments registered in November 2013 was 602.5 thousands or by 19.9% more in comparison with the same month of the previous year, as the greatest increase (by 26.3%) was observed in 1 and 2 stars accommodation establishments.

In November 2013, 65.0% of all nights spent by foreign citizens were realized in 4 and 5 stars hotels and 31.9% of all nights spent by Bulgarians. In 3 stars accommodation establishments were spent 29.8% of all nights by Bulgarian residents and 20.2% - of all nights by foreigners, while in the rest of accommodation establishments (with 1 and 2 stars) they were 38.3 and 14.8% respectively.

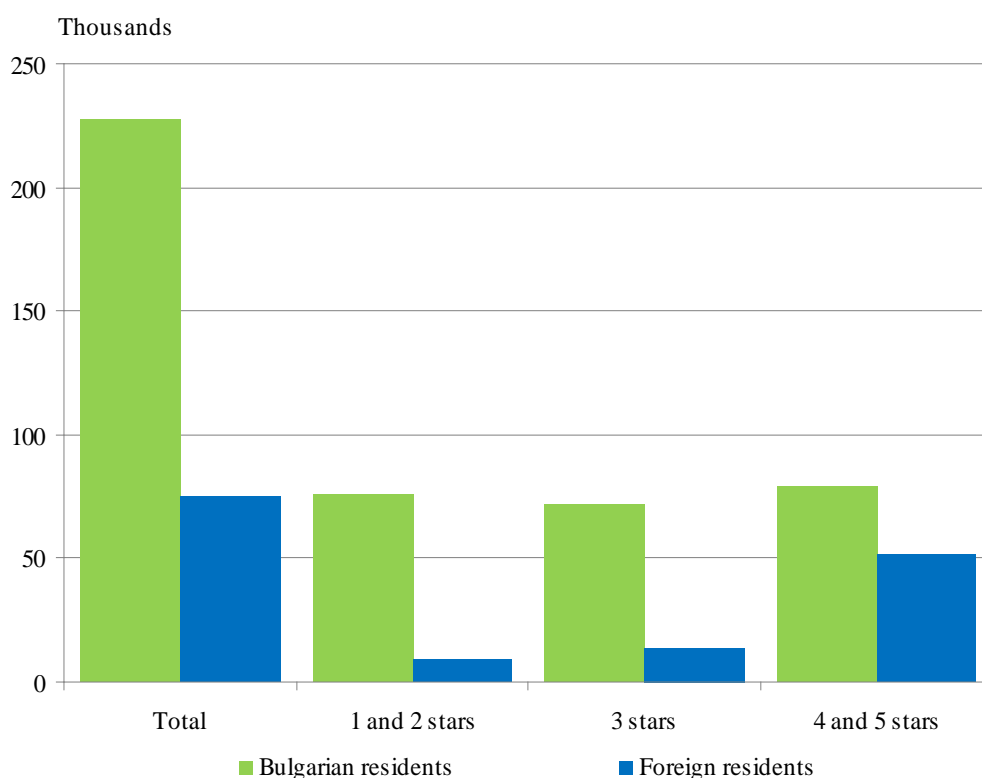
Figure 1. The nights spent in accommodation establishments by categories and by months





In November 2013, the arrivals in all accommodation establishments increased by 12.9% compared to the same month of 2012 and reached 303.7 thousands. Bulgarian guests were 75.2% of all arrivals as the majority (65.3%) of them spent the nights in hotels 1 and 2 or 3 stars and spent 2.0 nights on the average. The arrivals of foreigners were 75.4 thousands as 68.6% of them spent nights in hotels with 4 and 5 stars. On the average 2.2 nights were spent by foreigners.

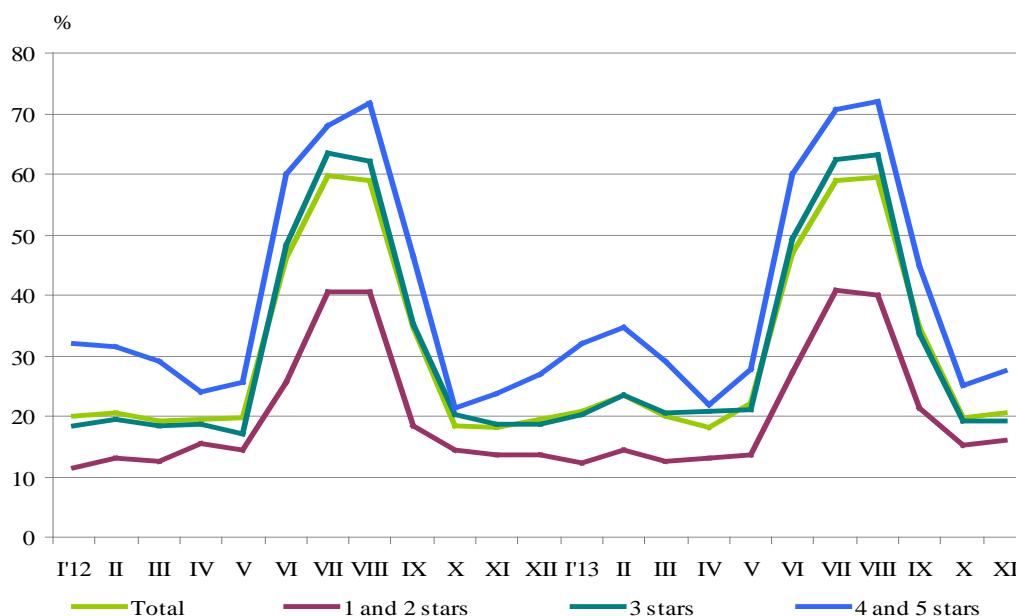
Figure 2. Arrivals in accommodation establishments by categories in November 2013



In November 2013, the total occupancy of the bed-places in accommodation establishments was 20.5% and the highest was in 4 and 5 stars accommodation establishments - 27.5%, followed by these with 3 stars - 19.2%, and with 1 and 2 stars - 16.1%. In comparison with the same month of the previous year the occupancy of the bed-places increased by 2.3 percentage points as the greatest increase was in the accommodation establishments with 4 and 5 stars - by 3.9 percentage points.

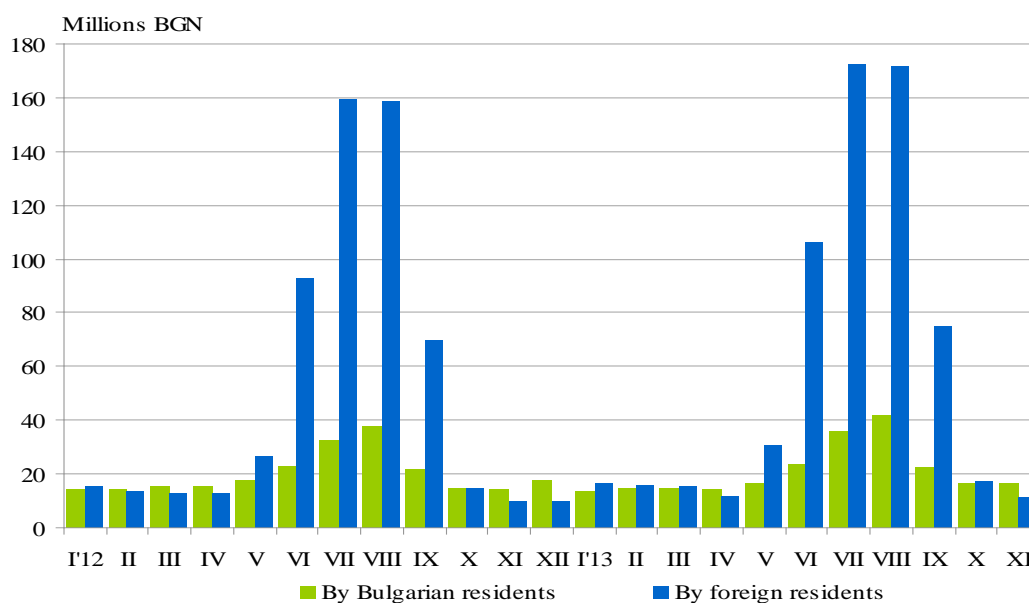


Figure 3. The occupation of the bed-places in accommodation establishments by categories and by months



The total revenues from nights spent in November 2013 reached 27.8 million BGN or by 14.2% more compared to November 2012. An increase was registered both in the revenues from the Bulgarians - by 16.7%, and from foreigners - by 10.7%.

Figure 4. The revenues from nights spent in accommodation establishments by months





Methodological notes

Since 2012 the statistical survey on **accommodation establishments** has been carried out monthly in compliance with the Regulation 692/2011 of the European Parliament and of the Council concerning European statistics on tourism and the regulation 1051/2011 of the Commission implementing Regulation 692/2011 of the European Parliament and of the Council concerning European statistics on tourism, as regards the structure of the quality reports and the transmission of the data.

All categorized hotels, camping sites and other types of accommodation establishments with more than 10 bed-places in use during the reporting period were included in the observation.

The indicator **other accommodation establishments** includes the holiday settlements, hostels, guests houses, bungalows, rest houses, mountain chalets, private rooms and flats and other establishments for short accommodation.

Available Bed Capacity is the maximum number of bed-places on offer for each day of the reference month.

In the **revenues from nights spent** in accommodation establishments are included the sums paid by the guests, without the extra services.



Annex

Table 1

Activity of accommodation establishments in November 2013¹

Districts	Accommodation establishments - Number	Bed-places - Number	Available bed-nights - Number	Night spent - Number		Arrivals in accommodation establishments - Number		Revenues from nights spent - Thousands BGN	
				Total	of which: By Foreigners	Total	of which: Foreigners	Total	of which: By Foreigners
Total	1795	100418	2942463	602545	172978	303709	75441	27789	11312
Blagoevgrad	167	11440	322167	56610	14910	30470	7104	2240	749
Burgas	81	6268	180769	37224	14091	13402	2705	1602	566
Varna	118	10463	312750	51464	21566	19904	4559	2310	1023
Veliko Tarnovo	111	5150	154290	21262	2548	13838	1903	818	144
Vidin	36	941	29076	5113	1039	3327	463	192	45
Vratsa	27	981	29130	6686	851	3067	370	190	31
Gabrovo	56	2805	82092	11509	741	6319	345	379	38
Dobrich	31	2099	52586	5577	860	2831	391	216	41
Kardzhali	31	972	29160	5739	937	3672	650	184	39
Kyustendil	51	2447	73410	8750	1170	4822	687	278	64
Lovech	68	3581	103840	18786	2533	10307	548	657	87
Montana	24	1132	33960	4392	338	2858	188	156	19
Pazardzhik	57	4034	117623	33823	1941	16096	606	1655	136
Pernik	16	627	18810	1653	50	1083	40	42	1
Pleven	21	1148	25968	7172	970	4303	452	262	64
Plovdiv	161	8893	262440	67842	11224	33482	4996	3009	658
Razgrad	16	608	18240	3045	398	1934	284	105	15
Ruse	44	1710	51300	13573	3041	7692	1774	622	209
Silistra	20	627	18870	2650	510	1805	208	110	23
Sliven	79	2452	73560	12418	1084	4430	341	352	45
Smolyan	216	7517	225160	17202	1052	9833	521	563	47
Sofia	64	5171	152505	19460	1815	11368	905	555	67
Sofia (stolitsa)	125	11518	342936	130274	80013	72311	41444	9246	6749
Stara Zagora	52	3428	99791	24756	2901	10179	1162	945	212
Targovishte	21	872	26160	6441	811	2226	254	180	34
Haskovo	39	1466	43980	12521	3553	6072	1689	398	100
Shumen	43	1323	39630	7699	988	4312	497	239	39
Yambol	20	745	22260	8904	1043	1766	355	284	67

¹ In use.