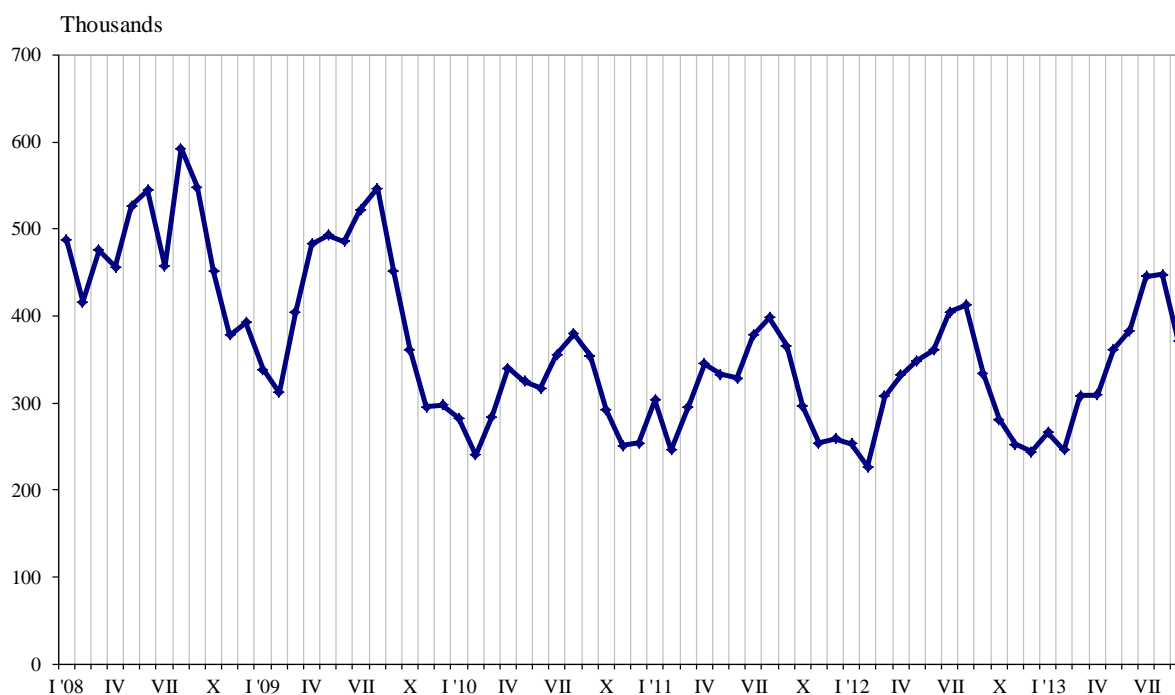




TRIPS OF BULGARIAN RESIDENTS ABROAD AND ARRIVALS OF VISITORS FROM ABROAD TO BULGARIA IN SEPTEMBER 2013

In September 2013, **the number of the trips of Bulgarian residents abroad** was 370.9 thousand or by 11.0% above the registered in September 2012 (Figure 1). In comparison with the same month of the previous year an increase residents was observed in the total number of the trips of Bulgarian to: the United Kingdom - by 66.1%, Turkey - by 41.3%, Serbia - by 14.9%, FYROM - by 11.0%, and etc. At the same time a decrease was observed in the total number of the trips of Bulgarian to: Spain - by 33.2%, Czech Republic - by 32.9%, Italy - by 22.5%, Austria - by 13.7%, and etc. (Annex, Table 1).

Figure 1. Trips of Bulgarian residents abroad by months

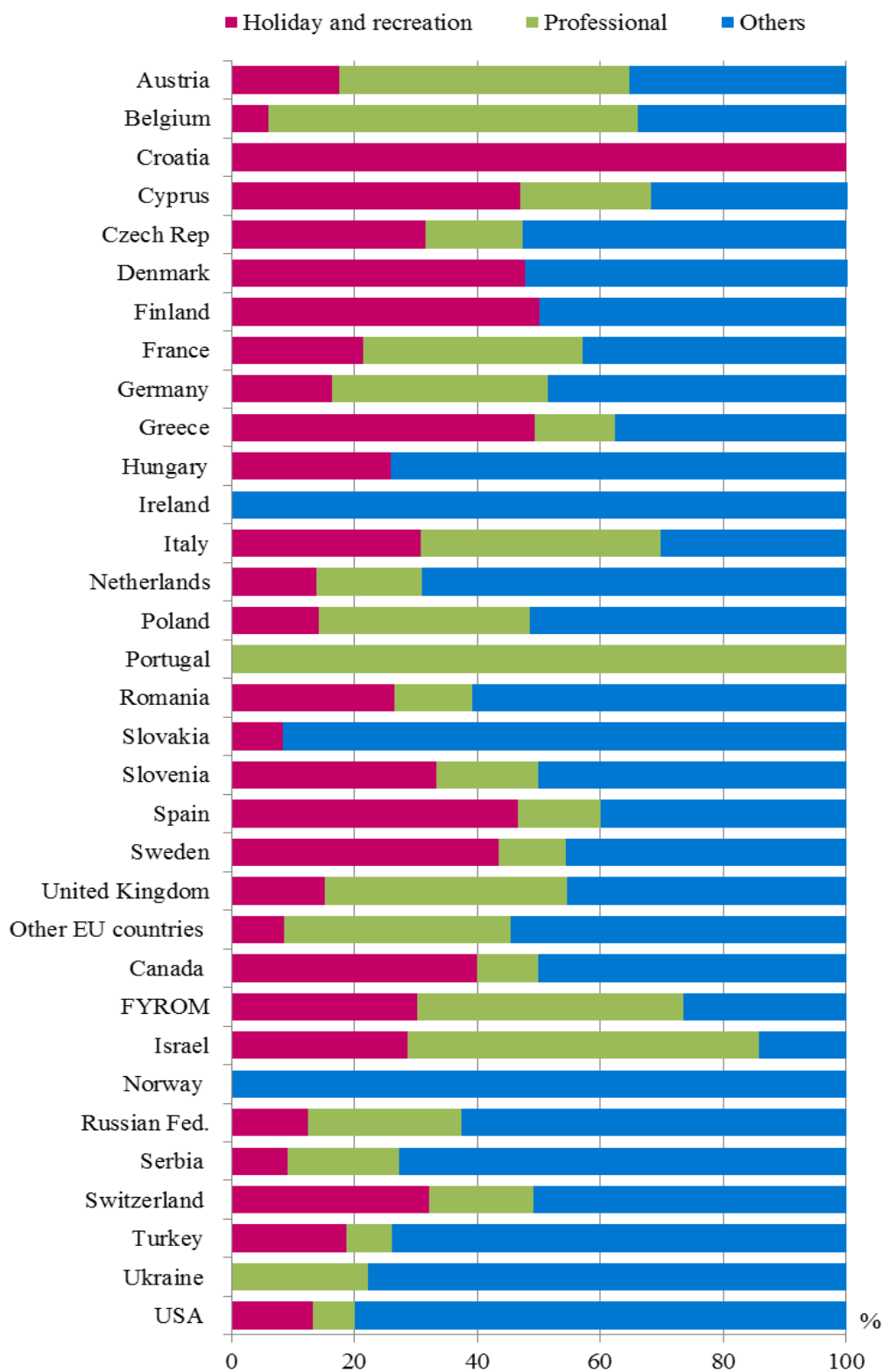


The trips with other purposes (as guest, education and visit the cultural and sport events) composed the greatest share of the total number of trips of Bulgarian residents abroad - 52.4%, followed by the trips with holiday and recreation purposes - 28.4% and with professional purpose - 19.2%. In comparison with September 2012 an increase in the trips with the other purposes and with holiday and recreation purposes was observed - by 19.6 and 7.9% respectively, while a decrease in professional trips - by 3.7% was registered.

In September 2013 the trips with other purposes formed 73.9% of all trips to Turkey, 72.7% - to the Serbia, 62.5% - to Russian Federation and 60.8% - to Romania. The predominated share of the trips to Austria and FYROM were with professional purpose - 47.3 and 43.2% respectively. The trips with holiday and recreation purpose to Greece were 49.3% and to Spain - 46.7% of all trips of Bulgarian residents to these countries (Figure 2).



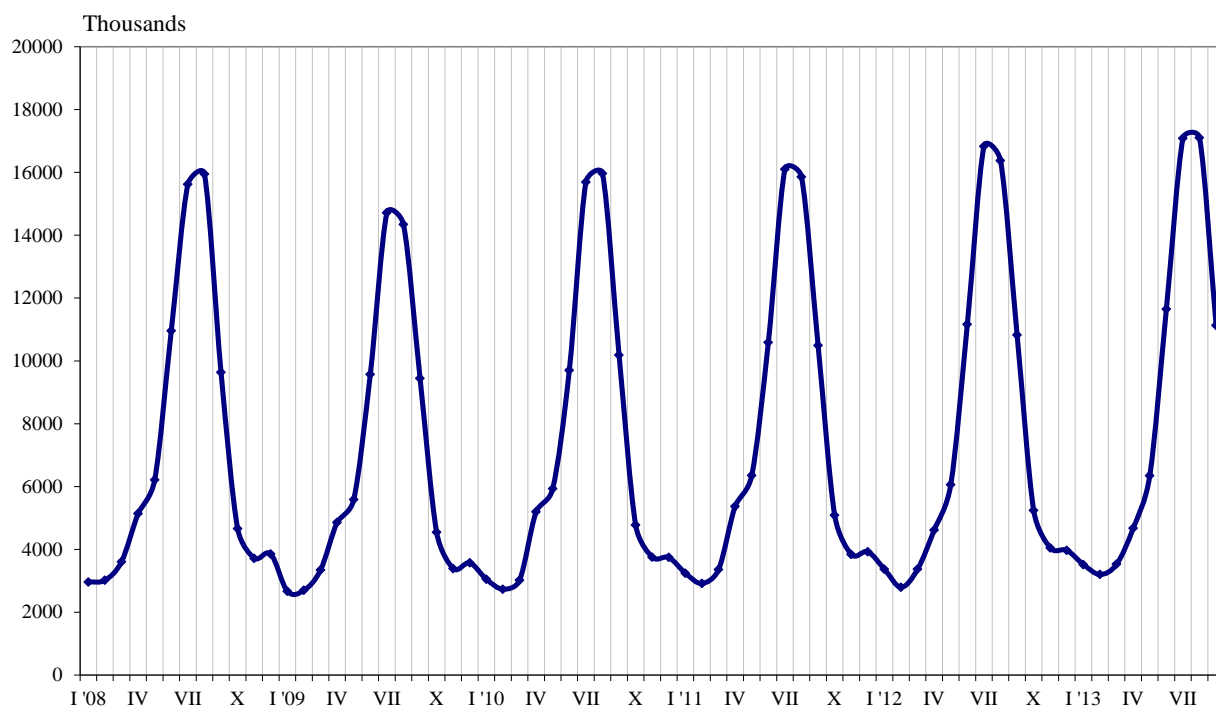
Figure 2. Structure of the trips of Bulgarian residents abroad by purpose of visit and country of destination in September 2013





In September 2013, **the number of arrivals of visitors from abroad to Bulgaria** was 1 113.1 thousand which was by 2.8% above the level of September 2012 (Figure 3). An increase was registered in the visits with holiday and recreation purpose - by 4.2% and with other purposes - by 2.7%, while these with the professional purpose decreased by 2.0%.

Figure 3. Arrivals of visitors from abroad to Bulgaria by months



The visits of the citizens of European Union composed the greatest relative share of the total number of the foreigners visited Bulgaria - 65.3%, (Annex, Table 2) as in comparison with the same month of the previous year they decreased by 0.3%. A decrease was registered in the visits of the citizens of the Netherlands - by 8.7%, France - by 7.2%, Hungary - by 4.5%, the United Kingdom - by 4.3%, Czech Republic - by 3.6%, and etc. At the same time a growth in the visits of citizens of Austria - by 4.2%, Greece - by 2.8%, Romania - by 1.6%, Germany - by 1.1% and etc was reported.

The visits of foreigners in the group “Other European countries”¹ increased by 9.6% as the highest growth was observed in the visits of citizens of Russian Federation and Ukraine - by 26.8 and 21.0% respectively.

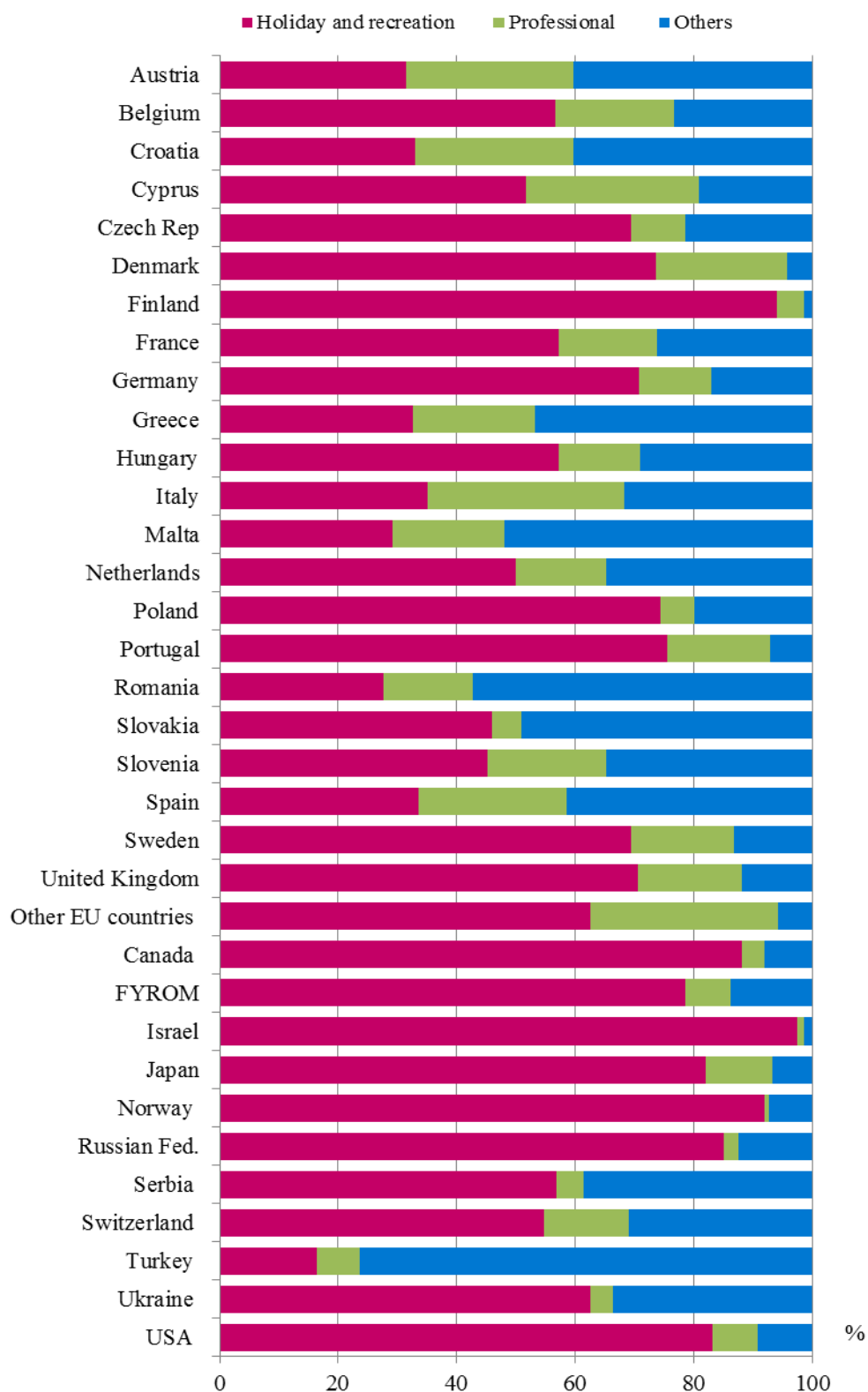
In September 2013, predominated share of the visits with holiday and recreation purpose - 50.9% followed by these with other purposes (including as guest and passing transit) - 36.7% and with professional purpose - 12.4%.

The visits with holiday and recreation purpose formed 85.0% of the arrivals from Russian Federation, 78.6% - from FYROM, 74.4% - from Poland, 70.8% - from Germany, and 70.6% - from the United Kingdom. The visits with professional purpose were 33.2% of all arrivals from Italy and 28.3% - from Austria, while with other purpose were 76.4% of the arrivals from Turkey and 57.2% from Romania (Figure 4).

¹ Group of “Other European countries” includes countries in Europe outside EU.



Figure 4. Structure of the arrivals of visitors to Bulgaria from abroad by purpose of visit and country of origin in September 2013





Methodological notes

The definitions recommended by the World Tourist Organization and Methodological manual for tourism by Eurostat are applied by National Statistical Institute.

In accordance with these definitions **an international tourist** is any person who travels to a country other than his/her permanent residence at least 24 hours but no more than one year and whose main purpose is not doing any activity for payment.

The purposes of visiting a country are the following:

- Excursion, holiday or entertainment (visits to cultural or historical sightseeing, sports events and other);
- Visiting friends and relatives;
- Professional purposes (business trips, participation in conferences, congresses, concluding deals, etc.);
- Other (education, cure, etc.) purposes.

Statistical data on the trips of Bulgarian citizens travelling abroad and visits by foreigners in Bulgaria are obtained on the basis of monthly information received from the Ministry of Interior and sample survey of the National Statistical Institute among Bulgarian and foreign citizens passing the border check points.

Data on the number of the trips of the citizens of the European Union are estimated on the basis of the information obtained from the Ministry of Interior and the airport authorities. Data on the number of citizens of “third countries” are obtained directly from the Ministry of Interior.

Data on the purposes of the trips are developed on the basis of the NSI’s regular monthly sample survey of passing Bulgarian and foreign citizens on the border check points.



Annex

Table 1

**Trips of Bulgarian residents abroad by purposes of visit
and country of destination in September 2013**

Country of destination	Total	(Number) Purpose of visit		
		Holiday and recreation	Professional	Others
Total	370929	105376	71174	194379
EU	211396	72644	42425	96327
Austria	8954	1563	4233	3158
Belgium	2095	125	1259	711
Croatia	191	191	-	-
Cyprus	1199	551	255	393
Czech Rep.	4477	1414	707	2356
Denmark	945	441	-	504
Finland	317	159	-	158
France	7434	1593	2655	3186
Germany	20833	3404	7327	10102
Greece	85411	42121	11112	32178
Hungary	1960	508	-	1452
Ireland	154	-	-	154
Italy	6224	1913	2429	1882
Malta	-	-	-	-
Netherlands	1666	230	287	1149
Poland	2730	390	936	1404
Portugal	314	-	314	-
Romania	46136	12264	5840	28032
Slovakia	1177	98	-	1079
Slovenia	717	239	119	359
Spain	7823	3652	1043	3128
Sweden	884	385	96	403
United Kingdom	8614	1305	3393	3916
Other EU countries	1141	98	420	623
Other European countries	150048	29976	25997	94075
FYROM	33535	10162	14482	8891
Norway	101	-	-	101
Russian Fed.	5416	677	1354	3385
Serbia	15011	1364	2729	10918
Switzerland	1030	332	174	524
Turkey	93685	17441	6976	69268
Ukraine	1270	-	282	988
Other countries	6153	1345	1814	2994
Canada	392	157	39	196
Israel	2755	787	1575	393
USA	3006	401	200	2405
Rest of the world	3332	1411	938	983



Table 2

**Arrivals of visitors from abroad to Bulgaria
by purpose of visit and country of origin in September 2013**

Country of origin	Total	Purpose of visit		
		Holiday and recreation	Professional	Others
Total	1113068	566591	137700	408777
EU	726639	356402	116242	253995
Austria	33638	10560	9528	13550
Belgium	14601	8271	2924	3406
Croatia	2067	684	551	832
Cyprus	668	345	195	128
Czech Rep.	27573	19174	2475	5924
Denmark	7007	5165	1551	291
Finland	5109	4809	235	65
France	30183	17284	4988	7911
Germany	143451	101585	17414	24452
Greece	110938	36173	22857	51908
Hungary	19376	11092	2662	5622
Ireland	-	-	-	-
Italy	18194	6384	6040	5770
Malta	127	37	24	66
Netherlands	17378	8681	2667	6030
Poland	48329	35952	2743	9634
Portugal	606	458	105	43
Romania	180238	49982	27166	103090
Slovakia	9323	4287	458	4578
Slovenia	2925	1321	589	1015
Spain	11336	3805	2833	4698
Sweden	5698	3962	984	752
United Kingdom	33702	23784	5924	3994
Other EU countries	4172	2607	1329	236
Other European countries	304381	157672	16723	129986
FYROM	33480	26300	2552	4628
Norway	8922	8203	69	650
Russian Fed.	63140	53697	1584	7859
Serbia	39679	22553	1796	15330
Switzerland	6432	3521	924	1987
Turkey	112728	18387	8238	86103
Ukraine	40000	25011	1560	13429
Other countries	28121	25780	1049	1292
Canada	2445	2156	94	195
Israel	15924	15525	172	227
Japan	1073	881	121	71
USA	8679	7218	662	799
Rest of the world	53927	26737	3686	23504