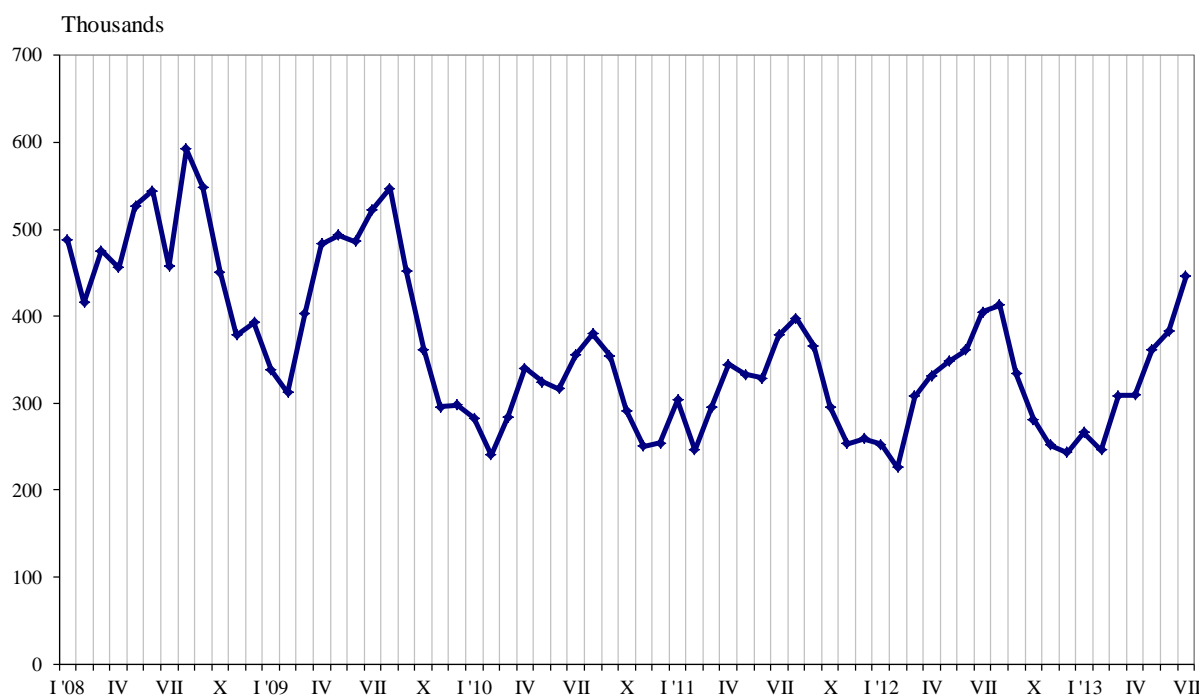




TRIPS OF BULGARIAN RESIDENTS ABROAD AND ARRIVALS OF VISITORS FROM ABROAD TO BULGARIA IN JULY 2013

In July 2013 the number of the trips of Bulgarian residents abroad was 446.0 thousand or by 10.2% above the registered in July 2012 (Figure 1). In comparison with the same month of the previous year was reported an increase in the total number of the trips of Bulgarian residents to: France - by 118.3%, Italy - by 88.8%, the United Kingdom - by 52.0%, Czech Republic - by 44.3%, Germany - by 38.6%, Belgium - by 37.8%, Russian Federation - by 36.5%, Austria - by 30.0%, and etc. At the same time a decrease was observed in the trips to: Spain - by 34.6%, FYROM - by 19.7%, Romania - by 15.4%, and etc. (Annex, Table 1).

Figure 1. Trips of Bulgarian residents abroad by months

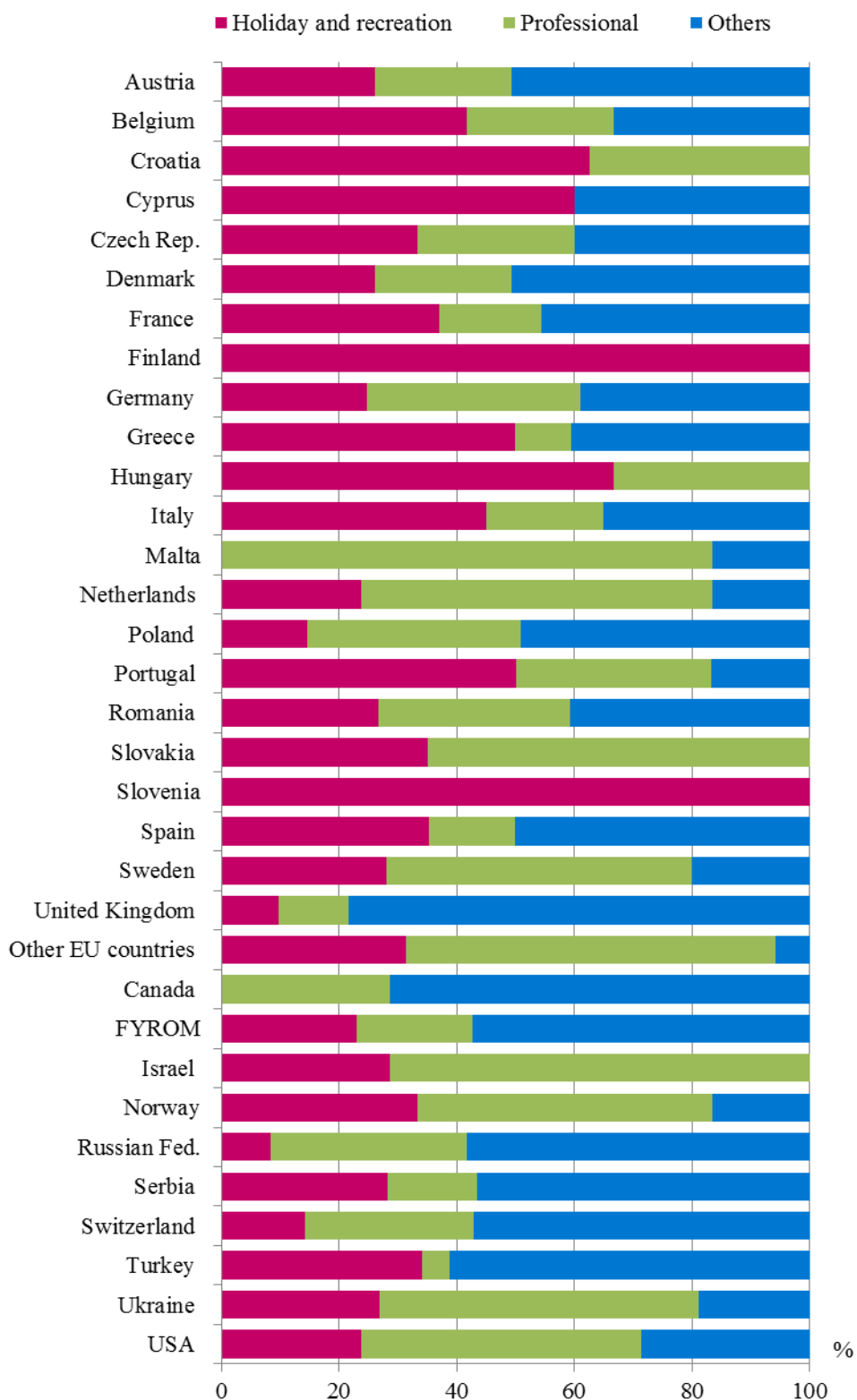


The trips with other purposes (as guest, education and visit the cultural and sport events) composed the greatest relative share of the total number of trips of Bulgarian residents abroad - 48.2%, followed by the trips with holiday and recreation purposes - 35.1% and with professional purpose - 16.7%. In comparison with July 2012 an increase in the trips with other purposes and with holiday and recreation purposes was observed - by 18.1% and by 10.8% respectively, while a decrease in professional trips - by 8.5 was registered.

In July 2013 the trips with other purposes formed 78.4% of all trips to the United Kingdom, 61.2% - to Turkey, 58.3% - to Russian Federation, and 57.3% - to FYROM. The trips with holiday and recreation purpose to Greece and to Italy were respectively 50.0% and 45.0% of all trips of Bulgarian residents to these countries (Figure 2).



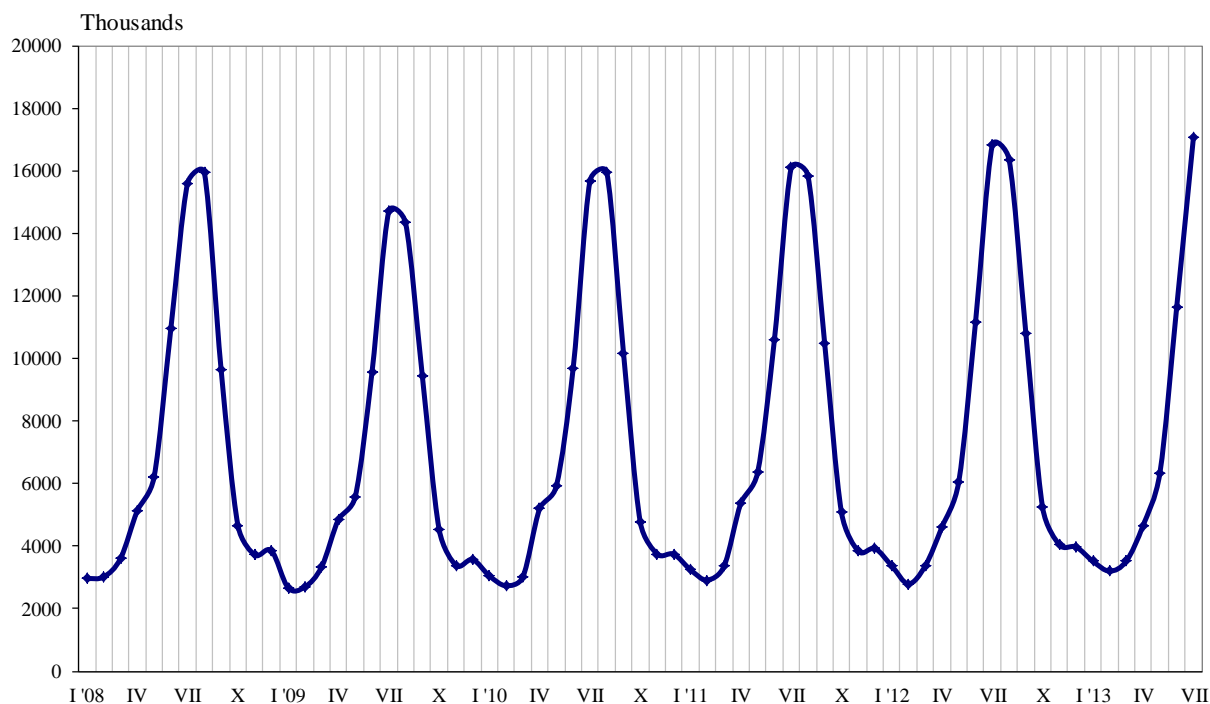
Figure 2. Structure of the trips of Bulgarian residents abroad by purpose of visit and country of destination in July 2013





In July 2013, the number of arrivals of visitors from abroad to Bulgaria was 1 708.3 thousand which was by 1.5% above the level in July 2012 (Figure 3). An increase in the visits with holiday and recreation purposes - by 3.3% as well in the professional visits - by 2.3% was registered, while the trips with other purposes decreased by 2.0%.

Figure 3. Arrivals of visitors from abroad in Bulgaria by months



The visits of the citizens of European Union composed the greatest relative share of the total number of the foreigners visited Bulgaria - 62.4%, (Annex, Table 2) as in comparison with the same month of the previous year they decreased by 1.2%. A decrease was registered in the visits of the citizens of the Netherland - by 9.6%, Slovakia - by 8.5%, Denmark - by 5.2%, Czech Republic - by 3.7%, Germany - by 2.8%, and etc. At the same time a growth in the visits of citizens of Greece - 3.5%, Austria - by 1.9%, Spain - by 1.7%, Italy - by 1.3%, Romania - by 1.3%, and etc. was registered.

The visits of foreigners in the group "Other European countries"¹ increased by 5.9% as the highest growth was observed in the visits of citizens of Ukraine and Russian Federation - by 19.1 and by 8.9% respectively.

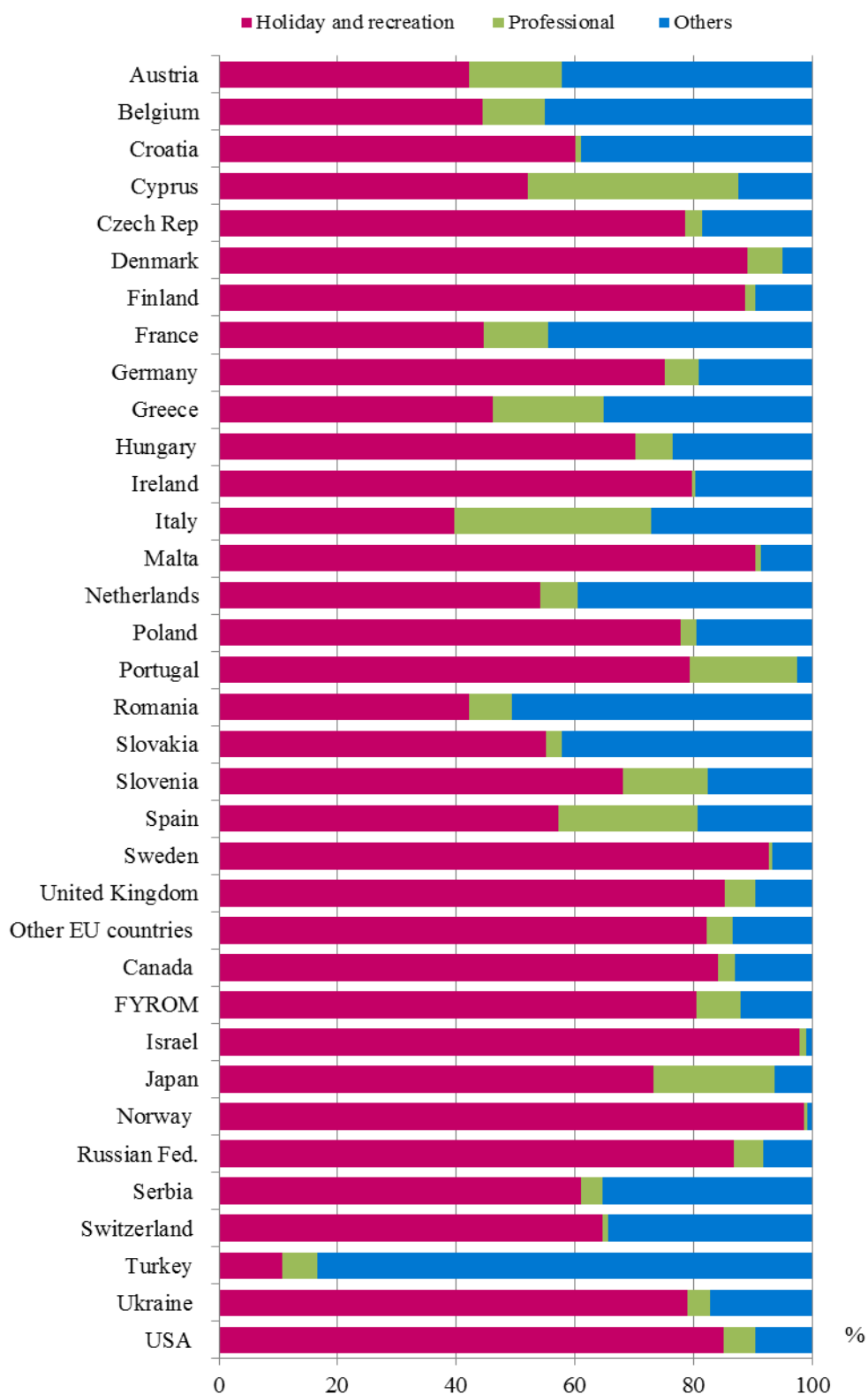
In July 2013 predominated the share of the visits with holiday and recreation purpose - 62.2% followed by these with other purposes (including as guest and passing transit) - 30.5% and with professional purpose - 7.3%.

The visits with holiday and recreation purpose formed 89.2% of the arrivals from Denmark, 86.7% - from Russian Federation, 85.3% - from the United Kingdom, 80.5% - from FYROM, 79.0% - from Ukraine. The visits with professional purpose were 33.3% of all arrivals from Italy, while with other purpose were 83.3% of the arrivals from Turkey (Figure 4).

¹ Group of "Other European countries" includes countries in Europe outside EU.



Figure 4. Structure of the arrivals of visitors in Bulgaria from abroad by purpose of visit and country of origin in July 2013





Methodological notes

The definitions recommended by the World Tourist Organization and Methodological manual for tourism by Eurostat are applied by National Statistical Institute.

In accordance with these definitions **an international tourist** is any person who travels to a country other than his/her permanent residence at least 24 hours but no more than one year and whose main purpose is not doing any activity for payment.

The purposes of visiting a country are the following:

- Excursion, holiday or entertainment (visits to cultural or historical sightseeing, sports events and other);
- Visiting friends and relatives;
- Professional purposes (business trips, participation in conferences, congresses, concluding deals, etc.);
- Other (education, cure, etc.) purposes.

Statistical data on the trips of Bulgarian citizens travelling abroad and visits by foreigners in Bulgaria are obtained on the basis of monthly information received from the Ministry of Interior and sample survey of the National Statistical Institute among Bulgarian and foreign citizens passing the border check points.

Data on the number of the trips of the citizens of the European Union are estimated on the basis of the information obtained from the Ministry of Interior and the airport authorities. Data on the number of citizens of “third countries” are obtained directly from the Ministry of Interior.

Data on the purposes of the trips are developed on the basis of the NSI’s regular monthly sample survey of passing Bulgarian and foreign citizens on the border check points.



Annex

Table 1

**Trips of Bulgarian residents abroad by purposes of visit
and country of destination in July 2013**

Country of destination	Total -number	Purpose of visit - number		
		Holiday and recreation	Professional	Others
Total	445981	156578	74343	215060
EU	240355	93885	50177	96293
Austria	10868	2842	2508	5518
Belgium	3137	1307	784	1046
Croatia	2424	1515	909	-
Cyprus	365	219	-	146
Czech Rep.	5407	1802	1442	2163
Denmark	1895	517	862	516
Finland	405	405	-	-
France	10080	3726	1753	4601
Germany	36363	9004	13160	14199
Greece	98127	49064	9199	39864
Hungary	1443	962	481	-
Ireland	-	-	-	-
Italy	19581	8812	3916	6853
Malta	218	-	182	36
Netherlands	1797	428	1070	299
Poland	2608	379	949	1280
Portugal	1441	721	480	240
Romania	24722	6612	8049	10061
Slovakia	962	337	625	-
Slovenia	365	365	-	-
Spain	9734	3436	1431	4867
Sweden	1740	487	905	348
United Kingdom	5326	522	626	4178
Other EU countries	1347	423	846	78
Other European countries	195155	59607	19390	116158
FYROM	28496	6540	5636	16320
Norway	801	267	401	133
Russian Fed.	6516	543	2172	3801
Serbia	28507	8068	4303	16136
Switzerland	2376	339	679	1358
Turkey	127918	43704	5906	78308
Ukraine	541	146	293	102
Other countries	5093	1073	2826	1194
Canada	1095	-	313	782
Israel	2556	730	1826	-
USA	1442	343	687	412
Rest of the world	5378	2013	1950	1415



Table 2

**Arrivals of visitors from abroad in Bulgaria
by purpose of visit and country of origin in July 2013**

Country of origin	Total -number	Purpose of visit - number		
		Holiday and recreation	Professional	Others
Total	1708340	1062458	125330	520552
EU	1065909	650884	92300	322725
Austria	41896	17693	6555	17648
Belgium	25030	11125	2607	11298
Croatia	2673	1605	324	744
Cyprus	2933	1525	1043	365
Czech Rep.	42558	33477	1213	7868
Denmark	34907	31122	2043	1742
Finland	11194	9941	186	1067
France	44546	19929	4822	19795
Germany	212367	159541	12206	40620
Greece	136222	62940	25472	47810
Hungary	31495	22091	2012	7392
Ireland	5304	4229	34	1041
Italy	18786	7438	6258	5090
Malta	642	581	6	55
Netherlands	41754	22634	2607	16513
Poland	79159	61672	2086	15401
Portugal	1830	1454	329	47
Romania	209321	88400	15101	105820
Slovakia	28577	15774	753	12050
Slovenia	4561	3105	654	802
Spain	10892	6226	2564	2102
Sweden	12217	11326	78	813
United Kingdom	62092	52984	3129	5979
Other EU countries	4953	4072	218	663
Other European countries	504545	308835	25130	170580
FYROM	39307	31625	2956	4726
Norway	13476	13294	71	111
Russian Fed.	172194	149329	8682	14183
Serbia	50208	30647	1862	17699
Switzerland	8566	5540	86	2940
Turkey	140563	15044	8376	117143
Ukraine	80231	63356	3097	13778
Other countries	35596	32773	1138	1685
Canada	2643	2225	77	341
Israel	20738	20309	216	213
Japan	1358	994	279	85
USA	10857	9245	566	1046
Rest of the world	102290	69966	6762	25562