



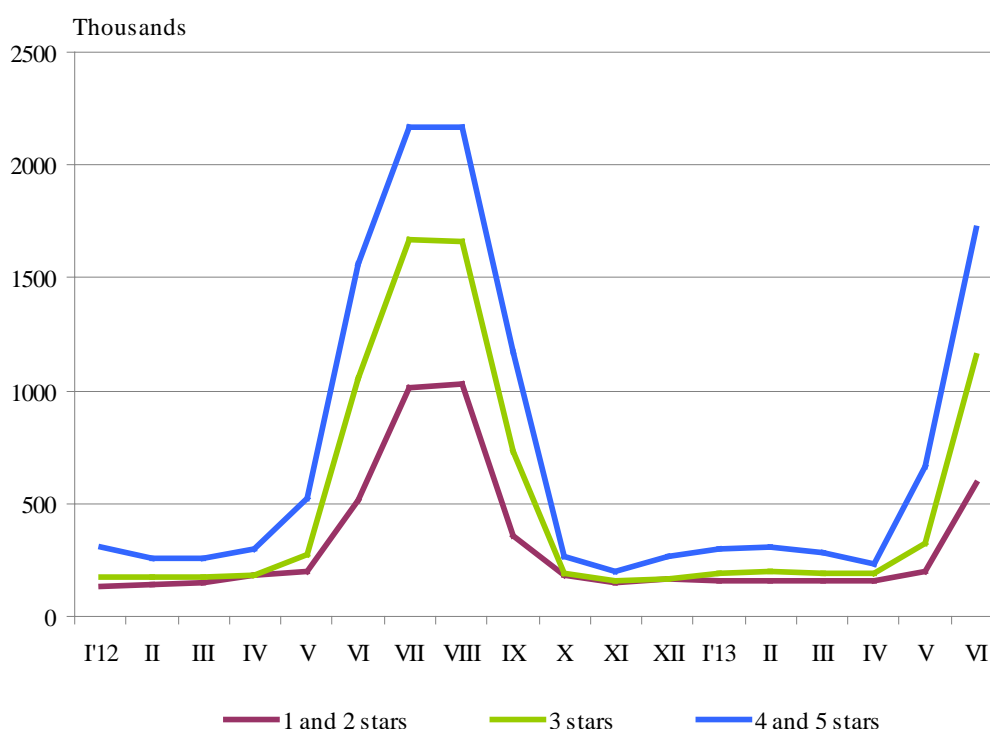
ACTIVITY OF ACCOMMODATION ESTABLISHMENTS IN JUNE 2013

In June 2013, 2 547 accommodation establishments - hotels, motels, camping sites, mountain chalets and other establishments for short-term accommodation with more than 10 bed places, were functioned in the country (Annex, Table 1). The total number of the rooms in them was 117.5 thousands and the bed-places were 255.8 thousands. In comparison with June 2012 the total number of accommodation establishments increased by 10.7% and the bed-places in them - by 5.6%.

The total number of the nights spent in all accommodation establishments amounted to 3 466.3 thousands or by 11.0% more in comparison with the same month of the previous year as the nights spent in 1, 2 and 3 stars accommodation establishments and in 4 and 5 stars hotels increased by 11.4% and 10.6% respectively.

In June 2013, in 4 and 5 stars hotels 55.9% from all nights spent were realized by foreign citizens and 27.0% by Bulgarians. In 3 stars accommodation establishments were spent 30.7% by nights of Bulgarian residents and 33.9% - by foreigners, while in the rest of accommodation with 1 and 2 stars these share were 42.3% and 10.2% respectively.

Figure 1. The nights spent in accommodation establishments by categories and by months

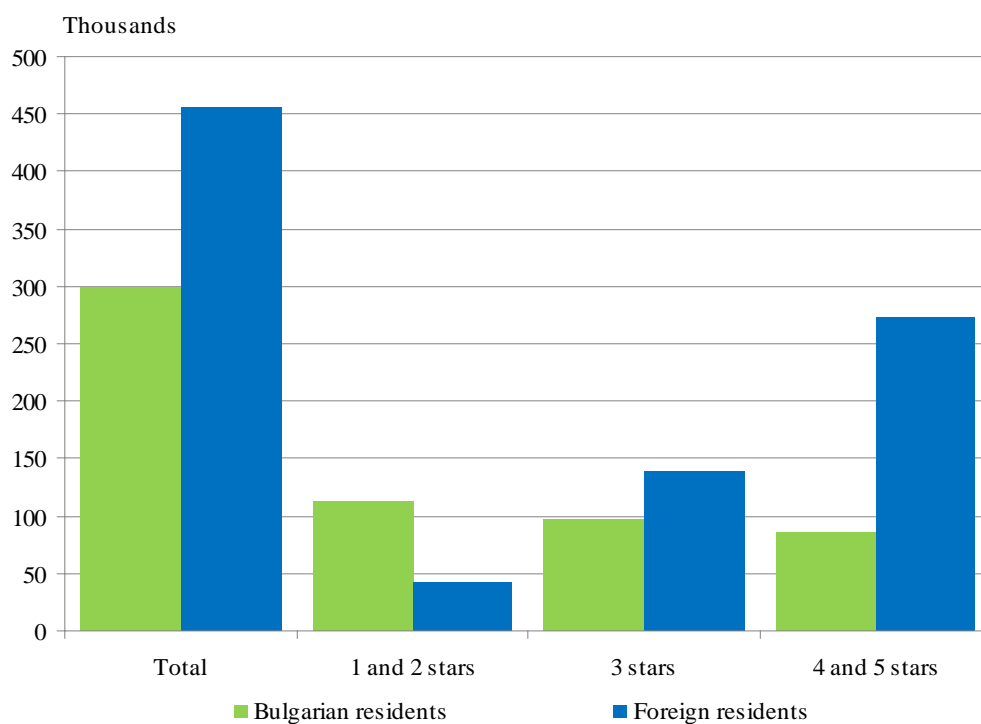


The arrivals in all accommodation establishments in June 2013 increased by 6.5% compared to the same month of 2012 and reached 755.8 thousands. The Bulgarian guests were 39.6% of all arrivals as the majority part (71.0%) of them spent the nights in hotels 1 and 2 or 3 stars and spent 2.6 nights on the



average. The arrivals of foreigners were 456.9 thousands as 60.1% of them spent nights in hotels with 4 and 5 stars. On the average 5.5 nights were spent by foreigners.

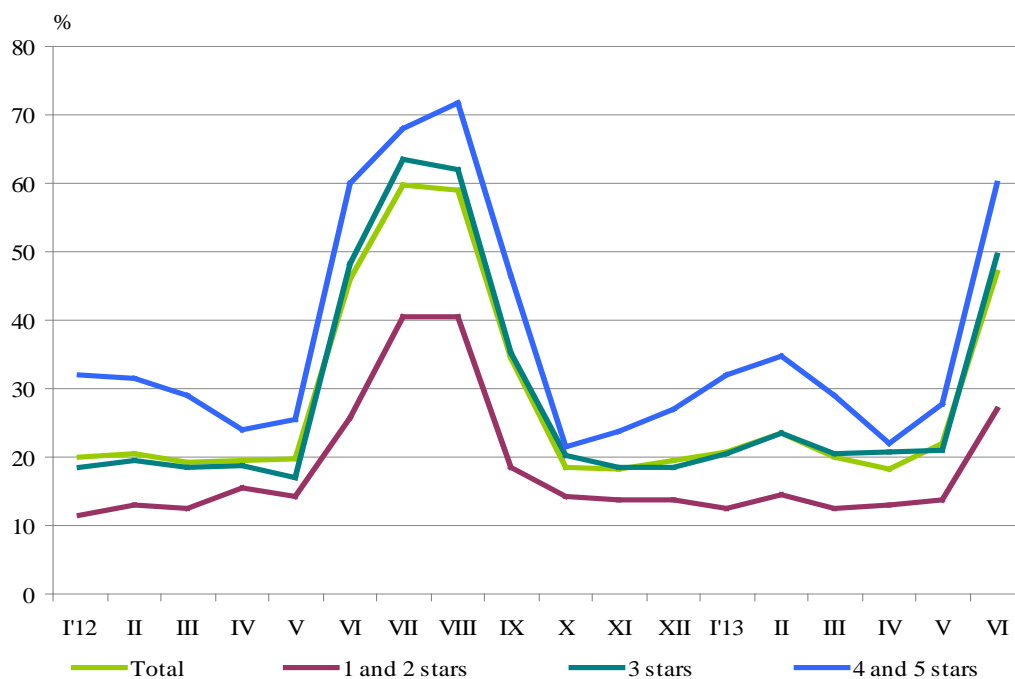
Figure 2. Arrivals in accommodation establishments by categories in June 2013



In June 2013, the total occupancy of the bed-places in accommodation establishments was 46.9% as the highest it was in 4 and 5 stars accommodation establishments - 59.9%, followed by these with 3 stars – 49.5% and with 1 and 2 stars - 27.1%. In comparison with the same month of the previous year the occupancy of the bed-places increased by 0.8 percentage points as the greatest increase was registered in the accommodation establishments with 1 and 2 stars - by 1.4 percentage points.

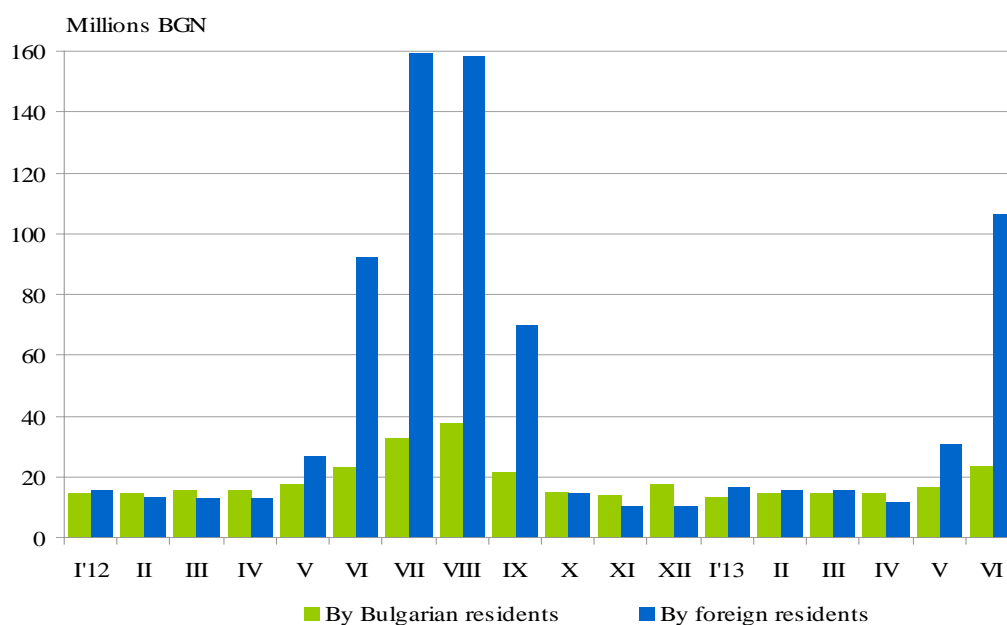


Figure 3. The occupation of the bed-places in accommodation establishments by categories and by months



The total revenues from nights spent in June 2013 reached 129.7 million BGN or by 12.2% more compared to June 2012. An increase was registered both in the revenues from foreigners - by 14.6%, and from the Bulgarians - by 2.7%.

Figure 4. The revenues from nights spent in accommodation establishments by months





Methodological notes

Since 2012 the statistical survey on **accommodation establishments** has been carried out monthly in compliance with the Regulation 692/2011 of the European Parliament and of the Council concerning European statistics on tourism and the regulation 1051/2011 of the Commission implementing Regulation 692/2011 of the European Parliament and of the Council concerning European statistics on tourism, as regards the structure of the quality reports and the transmission of the data.

In the observation were included all categorized hotels, camping sites and other type of accommodation establishments with more than 10 bed-places in use during the reporting period.

The indicator **other accommodation establishments** contained the holiday settlements, hostels, guests houses, bungalows, rest houses, mountain chalets, private rooms and flats and other establishments for short accommodation.

Available Bed Capacity is the maximum number of bed-places on offer for each day of the reference month.

In the **revenues from nights spent** in accommodation establishments are included the sums paid by the guests, without the extra services.



Annex

Table 1

Activity of accommodation establishments in June 2013¹

Districts	Accommodation establishments - number	Bed-places - number	Available bed-nights ² - number	Night spent - number		Arrivals in accommodation establishments - number		Revenues from nights spent - thousands BGN	
				Total	of which: by foreigners	Total	of which: foreigners	Total	of which: by foreigners
Total	2547	255769	7387826	3466314	2719326	755841	456899	129658	106084
Blagoevgrad	161	10229	284697	46850	13258	23993	6406	1751	669
Burgas	501	93203	2663613	1623936	1412009	238951	188930	62268	55409
Varna	315	55751	1658318	917614	810580	168303	132014	36015	32636
Veliko Tarnovo	111	4979	149350	29855	8279	20902	6155	1031	389
Vidin	36	946	29236	5742	1375	3672	997	194	47
Vratsa	27	985	29550	7311	1457	3264	466	195	49
Gabrovo	56	2817	79783	14117	2055	8986	1219	399	94
Dobrich	130	24747	663744	386969	326254	63758	45532	8535	7159
Kardzhali	30	931	27930	6033	1497	4305	828	192	53
Kyustendil	53	2639	79170	12796	2886	6481	1302	363	149
Lovech	79	3808	113161	23695	1732	13315	1030	754	79
Montana	25	1170	35100	5647	1042	3355	547	194	60
Pazardzhik	57	4076	116541	36528	6258	13625	1271	1593	401
Pernik	17	915	27450	3792	300	1685	184	55	5
Pleven	18	948	28440	8706	1375	5173	800	271	64
Plovdiv	161	8902	257335	78943	26087	36527	11019	2894	1215
Razgrad	16	608	18240	2843	408	1805	253	110	18
Ruse	44	1708	51198	15232	4708	8913	2645	602	231
Silistra	19	615	18510	3051	657	2273	483	113	28
Sliven	79	2453	73590	10507	1514	5023	634	264	62
Smolyan	239	8409	248140	22667	2594	12140	1043	667	88
Sofia	71	5594	164578	24420	2740	12289	1545	615	77
Sofia (stolitsa)	125	11573	342645	125026	79694	72650	46399	8635	6547
Stara Zagora	54	3488	99717	30663	5217	11833	2732	1160	341
Targovishte	21	872	26160	4300	845	2486	276	148	43
Haskovo	39	1419	42570	8013	2342	4810	1319	287	84
Shumen	43	1296	38420	6127	1212	3830	560	199	48
Yambol	20	688	20640	4931	951	1494	310	154	39

¹ In use.

² Available Bed Capacity is the maximum number of the bed-places on offer for each day of the reference month.