



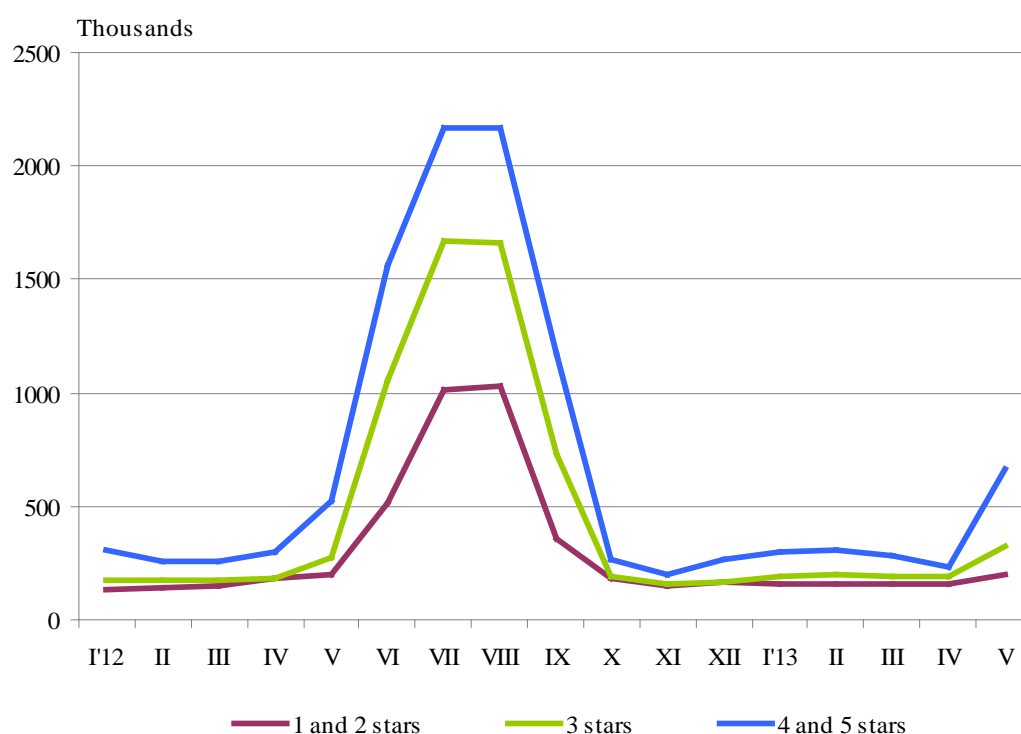
ACTIVITY OF ACCOMMODATION ESTABLISHMENTS IN MAY 2013

In May 2013, 2 134 accommodation establishments - hotels, motels, camping sites, mountain chalets and other establishments for short-term accommodation with more than 10 bed places were functioned in the country (Annex, Table 1). The total number of the rooms in them was 94.6 thousands and the bed-places were 199.4 thousands. In comparison with May 2012 the total number of accommodation establishments increased by 10.5% and the bed-places in them - by 6.4%.

The total number of the nights spent in all accommodation establishments amounted to 1 184.0 thousands or by 19.2% more in comparison with the same month of the previous year as the nights spent in 1, 2 and 3 stars accommodation establishments and in 4 and 5 stars hotels increased by 10.7% and 26.9% respectively.

In May 2013, in 4 and 5 stars hotels 71.5% from all nights spent were realized by foreign citizens and 33.6% by Bulgarians. In 3 stars accommodation establishments were spent 32.4% by nights of Bulgarian residents and 23.6% - by foreigners, while in the rest of accommodation with 1 and 2 stars these share were 34.0% and 4.9% respectively.

Figure 1. The nights spent in accommodation establishments by categories and by months

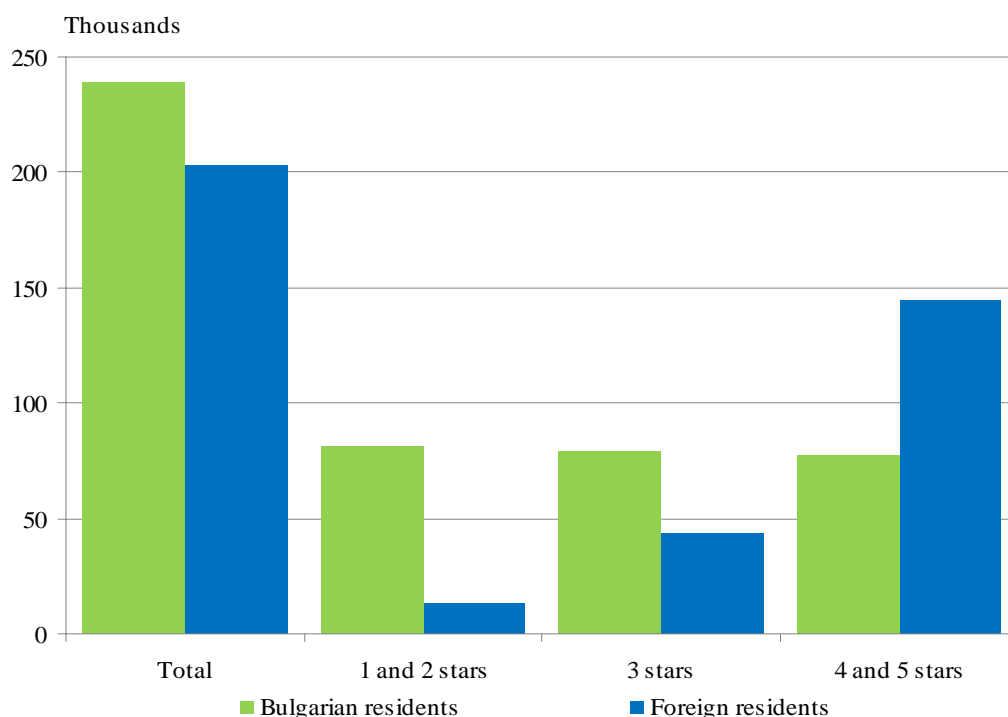


The arrivals in all accommodation establishments in May 2013 increased by 16.1% compared to the same month of 2012 and reached 442.5 thousands. The Bulgarian guests were 54.1% of all arrivals as the majority part (67.4%) of them spent the nights in hotels 1 and 2 or 3 stars and spent 2.0 nights on the



average. The arrivals of foreigners were 203.3 thousands as 71.4% of them spent nights in hotels with 4 and 5 stars. On the average 3.5 nights were spent by foreigners.

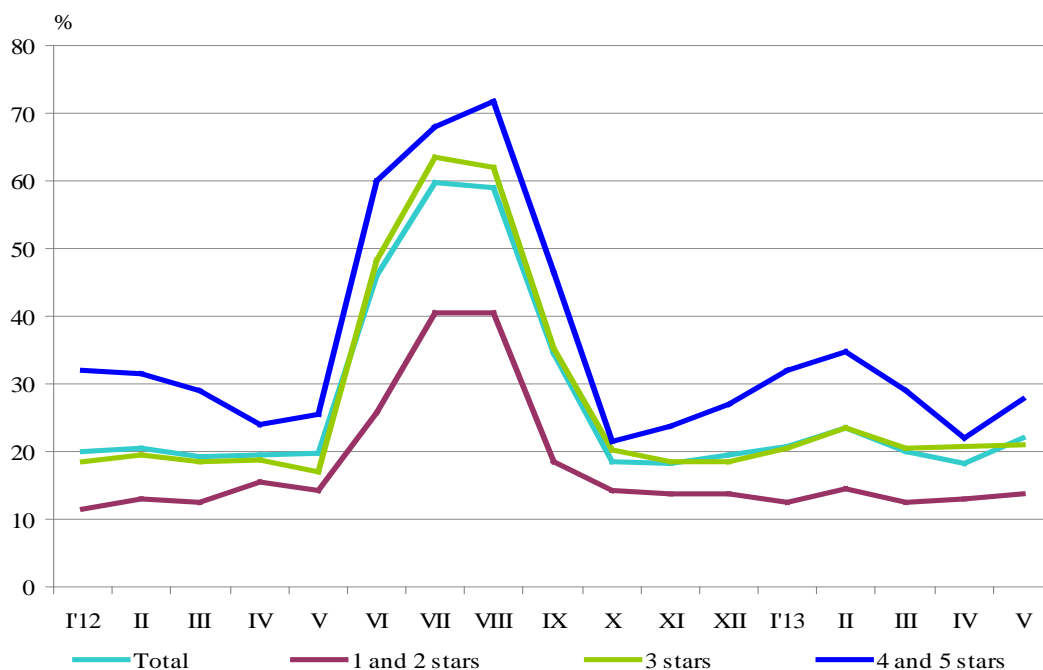
Figure 2. Arrivals in accommodation establishments by categories in May 2013



In May 2013, the total occupancy of the bed-places in accommodation establishments was 22.1% as the highest it was in 4 and 5 stars accommodation establishments - 27.8%, followed by these with 3 stars - 21.1% and with 1 and 2 stars - 13.7%. In comparison with the same month of the previous year the occupancy of the bed-places increased by 2.3 percentage points as the greatest increase was registered in the accommodation establishments with 3 stars - by 4.0 percentage points.

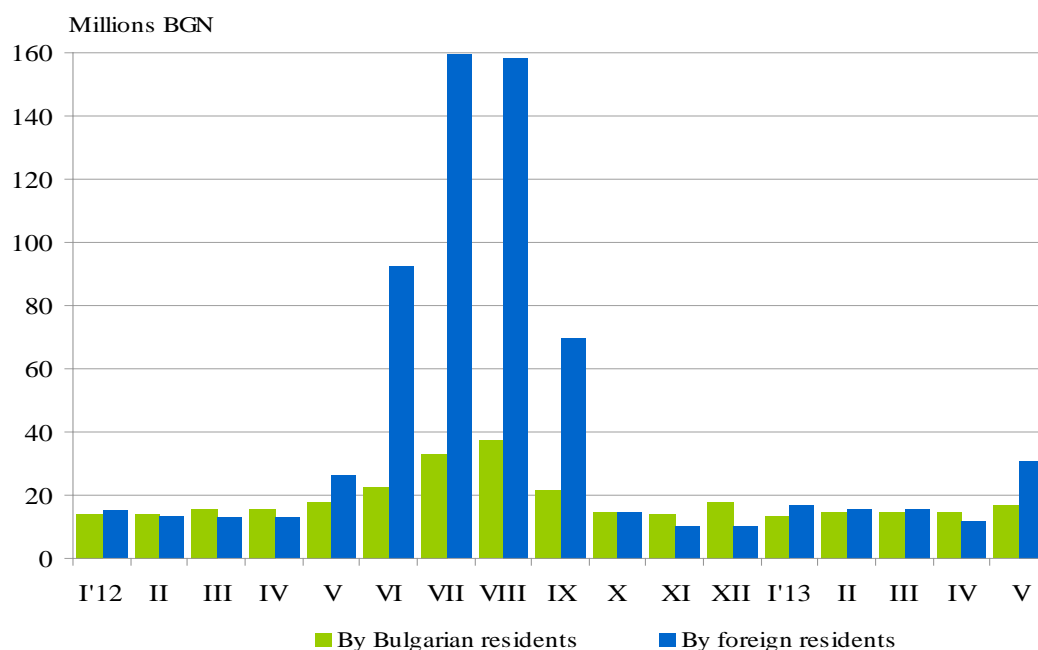


Figure 3. The occupation of the bed-places in accommodation establishments by categories and by months



The total revenues from nights spent in May 2013 reached 47.3 million BGN or by 6.7% more compared to May 2012. An increase was registered in the revenues from foreigners - by 14.6%, while from the Bulgarians they decreased by 5.3%.

Figure 4. The revenues from nights spent in accommodation establishments by months





Methodological notes

Since 2012 the statistical survey on **accommodation establishments** has been carried out monthly in compliance with the Regulation 692/2011 of the European Parliament and of the Council concerning European statistics on tourism and the regulation 1051/2011 of the Commission implementing Regulation 692/2011 of the European Parliament and of the Council concerning European statistics on tourism, as regards the structure of the quality reports and the transmission of the data.

In the observation were included all categorized hotels, camping sites and other type of accommodation establishments with more than 10 bed-places in use during the reporting period.

The indicator **other accommodation establishments** contained the holiday settlements, hostels, guests houses, bungalows, rest houses, mountain chalets, private rooms and flats and other establishments for short accommodation.

Available Bed Capacity is the maximum number of bed-places available for each day of the reference month.

In the **revenues from nights spent** in accommodation establishments are included the sums paid by the guests, without the extra services.



Annex

Table 1

Activity of accommodation establishments in May 2013¹

Districts	Accommodation establishments - number	Bed-places - number	Available bed-nights ² - number	Night spent - number		Arrivals in accommodation establishments - number		Revenues from nights spent - thousands BGN	
				Total	of which: by foreigners	Total	of which: foreigners	Total	of which: by foreigners
Total	2134	199376	5358402	1183959	703381	442533	203328	47288	30540
Blagoevgrad	177	12117	343125	60861	17960	27806	7553	2413	796
Burgas	229	60219	1483114	334728	273183	79796	54842	12430	10009
Varna	219	42589	1123999	271249	215762	76000	51018	10429	8378
Veliko Tarnovo	111	4991	154721	28401	8199	19218	5544	1037	404
Vidin	35	929	29586	5382	1180	3354	645	190	46
Vratsa	26	963	29853	6367	977	2972	389	210	45
Gabrovo	56	2821	81442	13613	1450	8162	914	387	62
Dobrich	62	12169	211053	65391	48213	20383	12088	1913	1395
Kardzhali	28	856	26536	5039	1091	3809	805	178	47
Kyustendil	52	2473	76623	8980	1947	5084	1258	267	97
Lovech	80	3774	116482	21388	1907	11855	879	676	59
Montana	25	1168	36208	5295	519	2677	232	158	24
Pazardzhik	57	4034	120338	32138	3292	13030	1046	1342	208
Pernik	16	933	28055	1774	68	1344	35	41	2
Pleven	20	1106	34286	7824	1389	4484	748	262	68
Plovdiv	161	8910	271617	66464	19109	31310	9229	2372	865
Razgrad	16	608	18848	2933	608	1738	266	113	28
Ruse	44	1690	52390	12424	3778	7715	2267	549	205
Silistra	20	627	19499	2713	489	1827	329	98	19
Sliven	79	2453	74545	11114	3864	4771	928	300	124
Smolyan	243	8811	267505	25775	1768	12403	787	813	69
Sofia	76	5711	166972	17474	2090	8402	975	463	49
Sofia (stolitsa).	126	11552	355687	123672	83962	69850	45489	8792	7002
Stara Zagora	55	3620	104843	29508	4464	11222	2285	1084	295
Targovishte	21	867	26877	4489	1065	2226	323	166	51
Haskovo	37	1393	43183	7424	2677	4627	1497	270	105
Shumen	43	1301	39594	8415	1512	5232	668	224	50
Yambol	20	691	21421	3124	858	1236	289	111	38

¹ In use.

² Available Bed Capacity is the maximum number of the bed-places on offer for each day of the reference month.