



ACTIVITY OF ACCOMMODATION ESTABLISHMENTS IN MARCH 2013

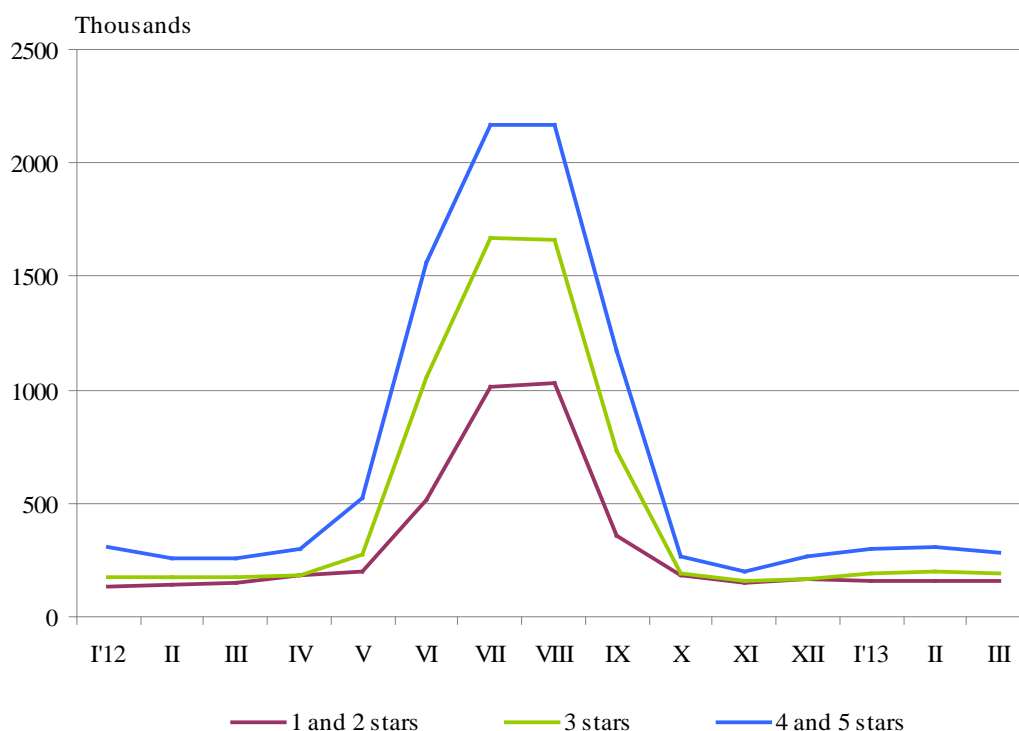
Since 2012 the survey on accommodation establishments has been carried out monthly in compliance with the Regulation 692/2011 of the European Parliament and of the Council concerning European statistics on tourism and the regulation 1051/2011 of the Commission implementing Regulation 692/2011 of the European Parliament and of the Council concerning European statistics on tourism, as regards the structure of the quality reports and the transmission of the data.

In March 2013, 1 830 accommodation establishments - hotels, motels, camping sites, mountain chalets and other establishments for short-term accommodation with more than 10 bed places were functioned in the country (Annex, Table 1). The total number of the rooms in them was 52.5 thousands and the bed-places were 104.7 thousands. In comparison with March 2012 the total number of accommodation establishments increased by 8.5% and the bed-places in them - by 6.1%.

The total number of the nights spent in all accommodation establishments amounted to 632.0 thousands or by 9.9% more in comparison with the same month of the previous year as the nights spent in 1, 2 and 3 stars accommodation establishments and in 4 and 5 stars hotels are increased by 9.6 and 10.2% respectively.

In March 2013, in 4 and 5 stars hotels 67.4% from all nights spent were realized by foreign citizens and 29.9% by Bulgarians. In 3 stars accommodation establishments were spent 35.2% by nights of Bulgarian residents and 24.1% - by foreigners, while in the rest of accommodation with 1 and 2 stars these share were 34.9 and 8.5% respectively.

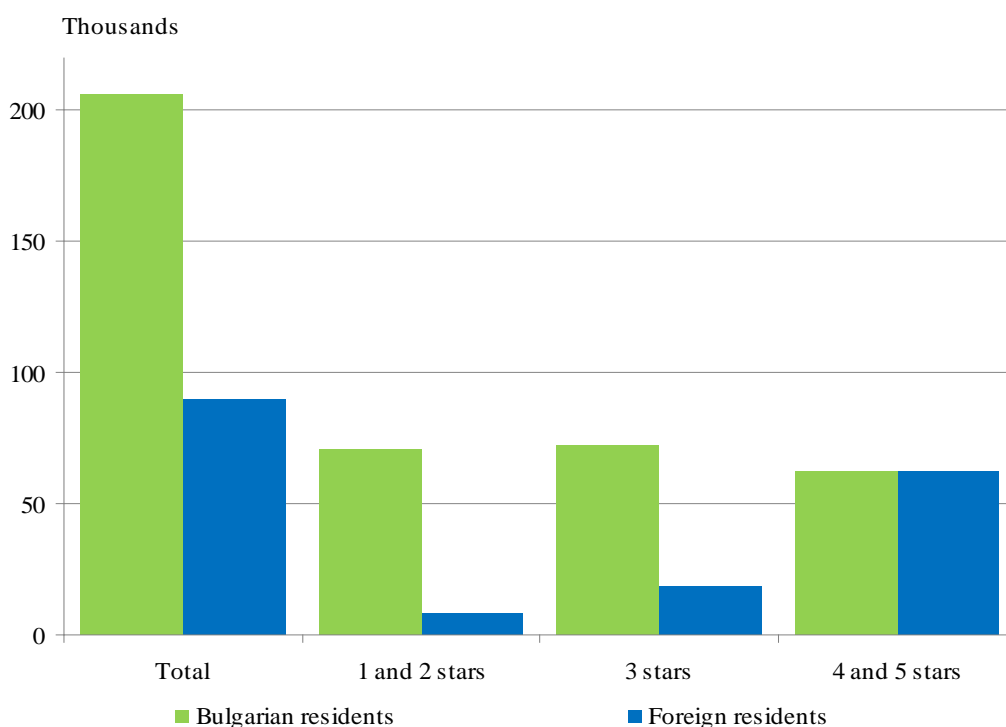
Figure 1. The nights spent in accommodation establishments by categories and by months





In March 2013, the arrivals in all accommodation establishments increased by 7.7% compared to the same month of 2012 and reached 297.3 thousands. The Bulgarian guests were 69.5% of all arrivals as the majority part (69.6%) of them spent the nights in hotels 1 and 2 or 3 stars and spent 1.9 nights on the average. The arrivals of foreigners were 90.6 thousands as 69.4% of them spent nights in hotels with 4 and 5 stars. On the average 2.6 nights were spent by foreigners.

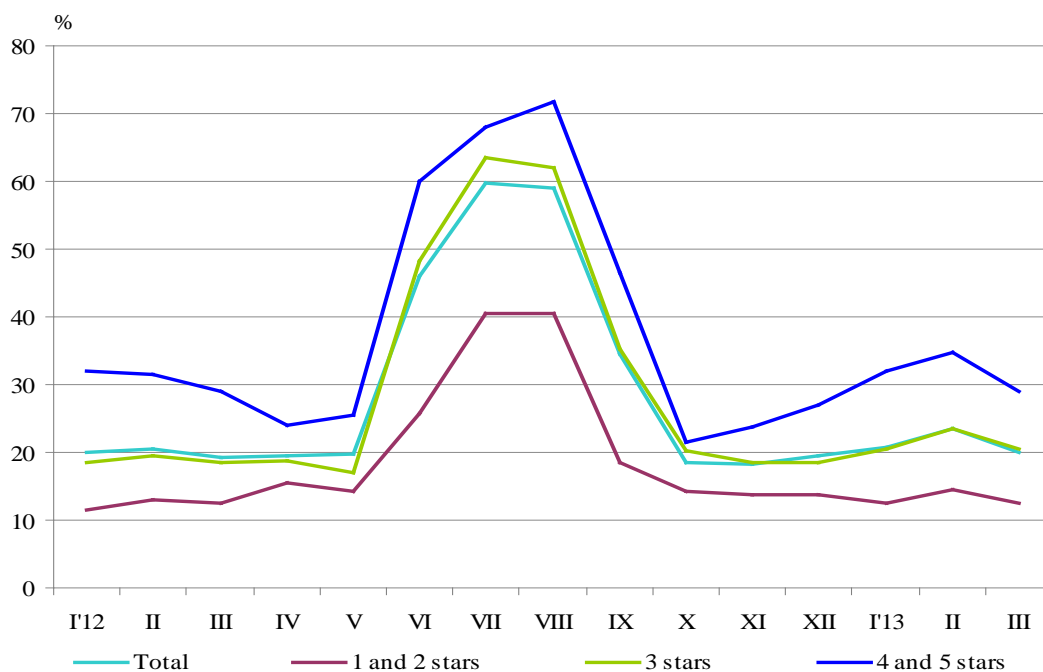
Figure 2. Arrivals in accommodation establishments by categories in March 2013



In March 2013, the total occupancy of the bed-places in accommodation establishments was 20.0% as the highest it was in 4 and 5 stars accommodation establishments - 29.1%, followed by these with 3 stars - 20.6% and with 1 and 2 stars - 12.5%. In comparison with the same month of the previous year the occupancy of the bed-places rose by 0.7 percentage points as the greatest increase was registered in the accommodation establishments with 3 stars - by 2.1 percentage points.

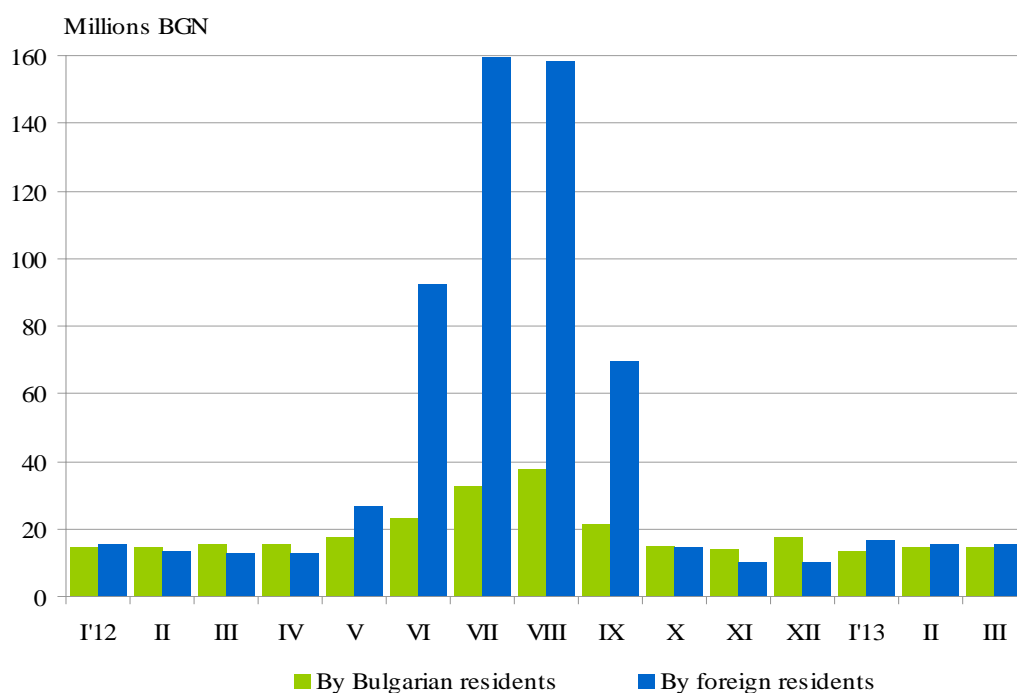


Figure 3. The occupation of the bed-places in accommodation establishments by categories and by months



The total revenues from nights spent in March 2013 reached 30.0 Million BGN or by 5.4% more compared to March 2012. An increase was registered in the revenues from foreigners - by 20.4%, while from the Bulgarians they decreased by 6.9%.

Figure 4. The revenues from nights spent in accommodation establishments by months





Methodological notes

In the statistical survey of **accommodation establishments** were included all categorized hotels, camping sites and other type of accommodation establishments with more than 10 bed-places in use during the reporting period.

The indicator **other accommodation establishments** contained the holiday settlements, hostels, guests houses, bungalows, rest houses, mountain chalets, private rooms and flats and other establishments for short accommodation.

Available Bed Capacity is the maximum number of bed-places on offer for each day of the reference month.

In the **revenues from nights spent** in accommodation establishments are included the sums paid by the guests, without the extra services.



Annex

Table 1

Activity of accommodation establishments in March 2013¹

Districts	Accommodation establishments - number	Bed-places - number	Available bed-nights ² - number	Night spent - number		Arrivals in accommodation establishments - number		Revenues from nights spent - thousands BGN	
				Total	of which: by foreigners	Total	of which: foreigners	Total	of which: by foreigners
Total	1830	104729	3153812	631977	247180	297304	90595	29968	15428
Blagoevgrad	191	14102	410572	119740	75785	42623	21869	6294	4313
Burgas	63	4484	126974	23431	7541	10876	2609	1332	604
Varna	114	11234	341282	54530	28085	19807	5636	2272	1292
Veliko Tarnovo	109	5040	155011	20429	3318	13130	2060	669	160
Vidin	35	929	29679	3418	886	2330	314	149	39
Vratsa	24	897	27807	5428	694	2312	240	175	30
Gabrovo	51	2626	76204	9667	613	6210	337	300	31
Dobrich	32	2100	53003	5572	1470	2994	664	211	66
Kardzhali	26	802	24862	3597	681	2602	474	119	29
Kyustendil	52	2574	79794	8419	..	5230	709	285	..
Lovech	64	3385	103015	14129	770	7637	348	484	32
Montana	24	1148	35588	4262	341	2545	202	143	21
Pazardzhik	57	4052	120748	28426	2641	13974	839	1260	155
Pernik	17	915	28161	1660	..	1069	31	30	..
Pleven	21	1251	38661	6725	1091	3673	373	252	59
Plovdiv	161	8772	265381	63014	13566	33009	6364	2631	792
Razgrad	16	608	18848	2468	482	1332	282	88	20
Ruse	44	1694	52514	13445	3266	7279	1619	577	207
Silistra	20	627	19499	2498	282	1535	180	101	16
Sliven	80	2391	73497	5762	588	3178	283	194	43
Smolyan	258	9901	304404	46299	9318	17259	2248	1724	499
Sofia	81	6439	197446	50442	26231	17345	5860	1612	962
Sofia (stolitsa)	123	11242	344363	102392	61236	60286	34070	7714	5662
Stara Zagora	49	3276	96469	17530	2628	8230	1042	751	161
Targovishte	21	878	27032	2781	527	1641	195	108	27
Haskovo	36	1380	42780	6716	1925	4126	1061	227	68
Shumen	41	1291	39676	5406	605	3456	284	140	22
Yambol	20	691	20542	3791	1340	1616	402	126	51

¹ In use.

² Available Bed Capacity is the maximum number of the bed-places on offer for each day of the reference month.

“..” Confidential data.