



ACTIVITY OF ACCOMMODATION ESTABLISHMENTS IN FEBRUARY 2013

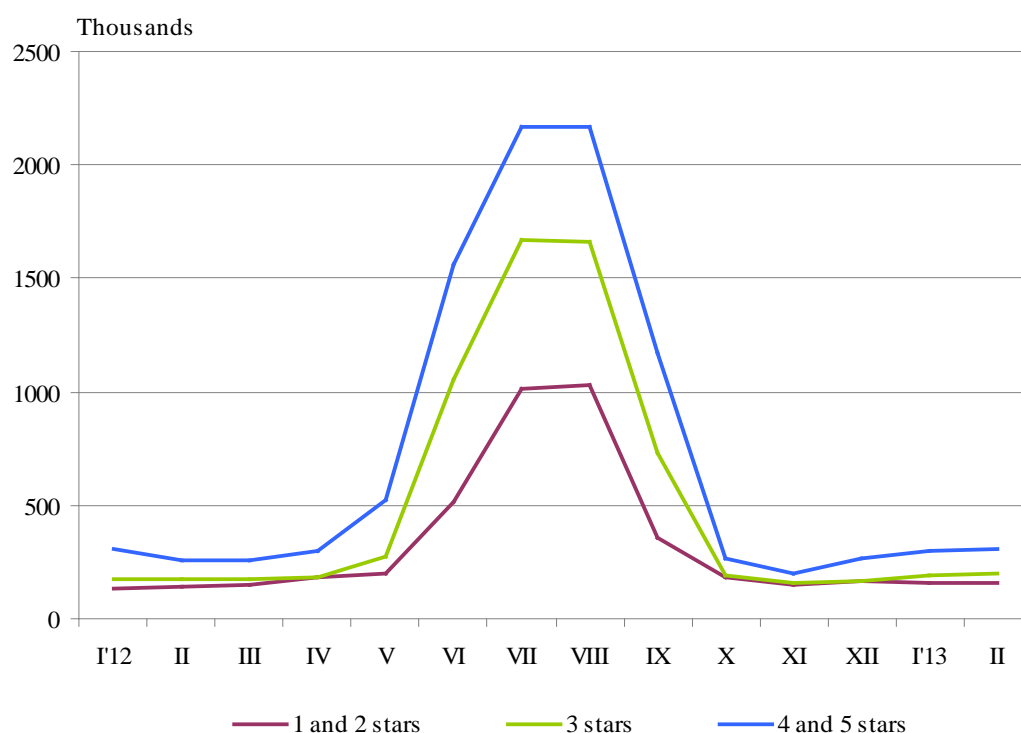
Since 2012 the survey on accommodation establishments has been carried out monthly in compliance with the Regulation 692/2011 of the European Parliament and of the Council concerning European statistics on tourism and in accordance with the regulation 1051/2011 of the Commission implementing Regulation 692/2011 of the European Parliament and of the Council concerning European statistics on tourism, as regards the structure of the quality reports and the transmission of the data.

In February 2013, 1 834 accommodation establishments - hotels, motels, camping sites, mountain chalets and other establishments for short-term accommodation with more than 10 bed places were functioned in the country (Annex, Table 1). The total number of the rooms in them was 52.5 thousands and the bed-places were 104.8 thousands. In comparison with February 2012 the total number of accommodation establishments increased by 9.1% and the bed-places in them - by 2.7%.

The total number of the nights spent in all accommodation establishments amounted to 667.3 thousands or by 16.5% more in comparison with the same month of the previous year as the nights spent in 1, 2 and 3 stars accommodation establishments and in 4 and 5 stars hotels are increased by 15.2% and 18.0% respectively.

In February 2013 in 4 and 5 stars hotels 65.7% from all nights spent were realized by foreign citizens and 31.1% by Bulgarians. In 3 stars accommodation establishments were spent 34.7% by nights of Bulgarian residents and 24.1% - by foreigners, while in the rest of accommodation with 1 and 2 stars these share were 34.2% and 10.2% respectively.

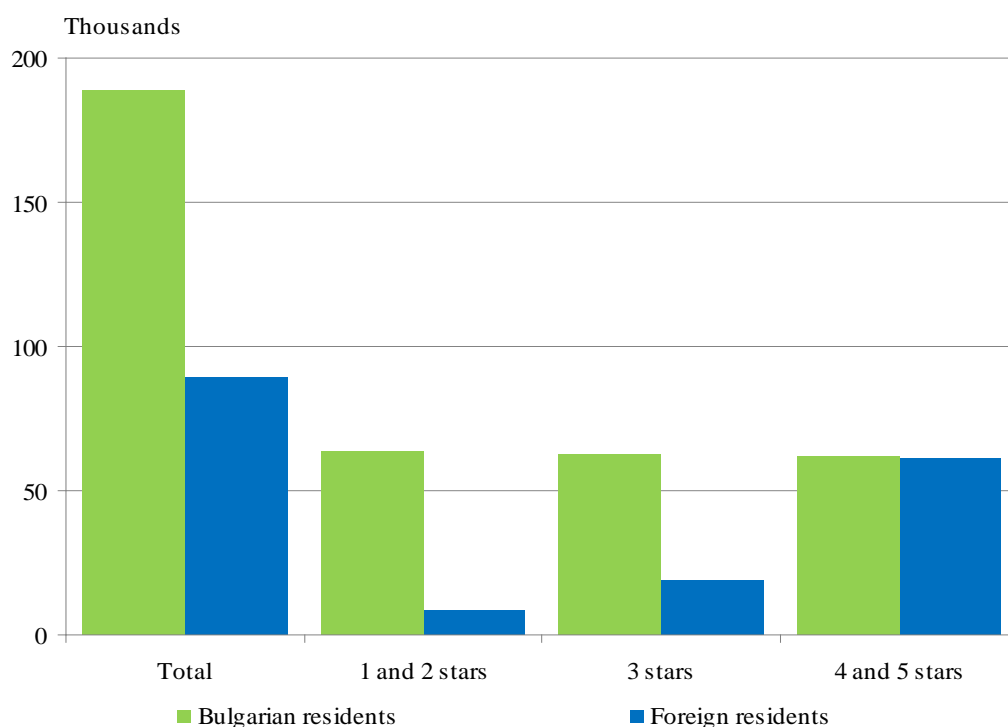
**Figure 1. Nights spent in accommodation establishments
by categories and by months**





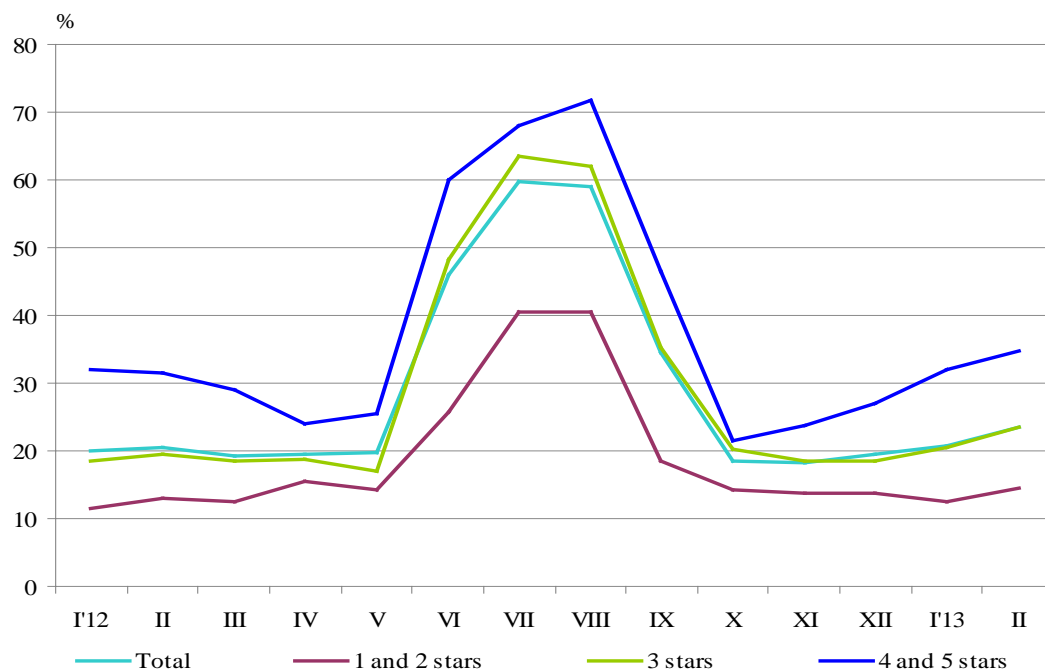
In February 2013 the arrivals in all accommodation establishments increased by 19.1% and reached 278.9 thousands compared to the same month of 2012. The Bulgarian guests were 67.9% of all arrivals as the majority part (67.1%) of them spent the nights in hotels 1 and 2 or 3 stars and spent 2.1 nights on the average. The arrivals of foreigners were 89.5 thousands as 68.8% of them spent nights in hotels with 4 and 5 stars. On the average 3.1 nights were spent by foreigners.

Figure 2. Arrivals in accommodation establishments by categories in February 2013



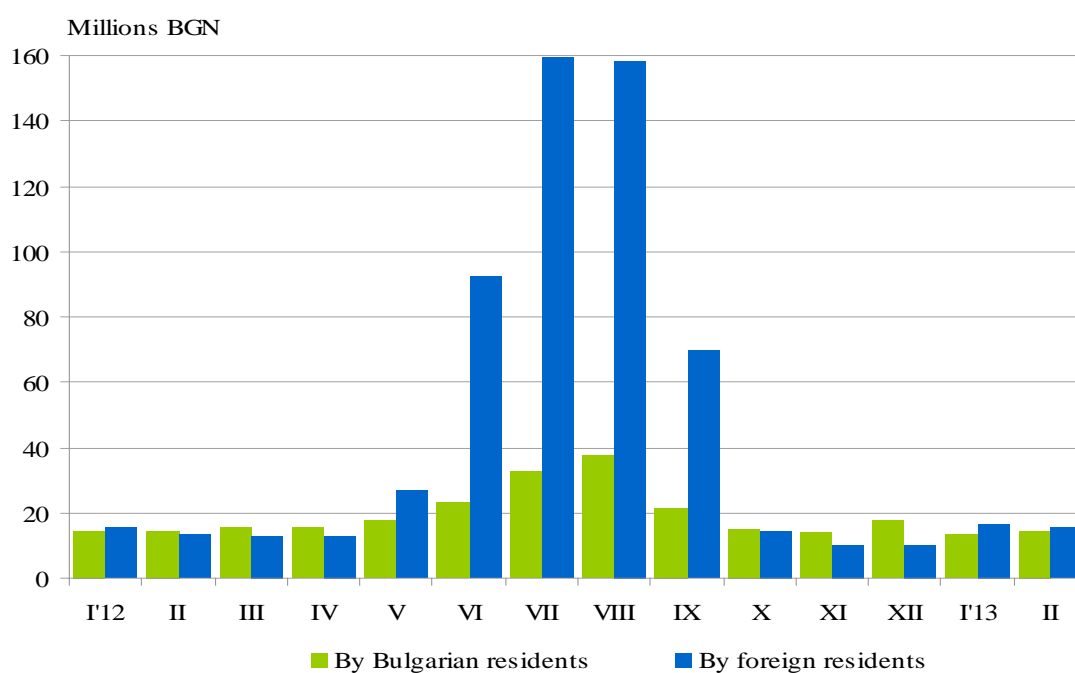
In February 2013, the total occupancy of the bed-places in accommodation establishments was 23.4% as the highest it was in 4 and 5 stars accommodation establishments - 34.7%, followed by these with 3 stars - 23.6% and with 1 and 2 stars - 14.4%. In comparison with the same month of the previous year the occupancy of the bed-places rose by 2.8 percentage points as the greatest increase was registered in the accommodation establishments with 3 stars - by 4.2 percentage points.

**Figure 3. Occupation of bed-places in accommodation establishments
by categories and by months**



The total revenues from nights spent in February 2013 reached 30.5 million BGN or by 10.4% more compared to February 2012. An increase was registered both in revenues from the foreigners - by 18.1% and from Bulgarians - by 3.2%.

Figure 4. Revenues from nights spent in accommodation establishments by months





Methodological notes

In the statistical survey of **accommodation establishments** were included all categorized hotels, camping sites and other type of accommodation establishments with more than 10 bed-places in use during the reporting period.

The indicator **other accommodation establishments** contained the holiday settlements, hostels, guests houses, bungalows, rest houses, mountain chalets, private rooms and flats and other establishments for short accommodation.

Available Bed Capacity is the maximum number of bed-places on offer for each day of the reference month.

In the **revenues from nights spent** in accommodation establishments are included the sums paid by the guests, without the extra services.



Annex

Table 1

Activity of accommodation establishments in February 2013¹

Districts	Accommodation establishments - number	Bed-places - number	Available bed-nights ² - number	Night spent - number		Arrivals in accommodation establishments - number		Revenues from nights spent - thousands BGN	
				Total	of which: by foreigners	Total	of which: foreigners	Total	of which: by foreigners
Total	1834	104840	2845645	667258	286277	278908	89504	30492	15727
Blagoevgrad	215	15341	409373	165297	116370	51922	30723	8007	5927
Burgas	66	4737	119558	18547	5156	9386	1640	969	345
Varna	109	10371	288826	43150	21911	15405	3803	1827	988
Veliko Tarnovo	105	4950	132600	14783	1763	8663	1153	524	92
Vidin	35	932	25650	2864	742	1638	328	110	19
Vratsa	25	928	25368	4267	337	1916	135	137	18
Gabrovo	52	2635	69462	7158	456	4504	233	246	24
Dobrich	31	1979	43818	6175	938	3336	343	240	47
Kardzhali	25	792	22222	2625	414	1878	293	85	17
Kyustendil	52	2574	72254	10628	..	5980	..	286	..
Lovech	58	3082	86296	11768	518	6694	250	389	21
Montana	23	1122	31276	2768	267	1725	111	109	16
Pazardzhik	57	4054	108836	28799	1698	13404	581	1270	101
Pernik	17	924	25872	1807	..	1273	..	45	..
Pleven	22	1262	35200	6034	1614	3652	611	219	70
Plovdiv	161	8815	242700	48526	8661	25361	3865	1952	495
Razgrad	16	608	17024	2519	506	1069	214	87	22
Ruse	44	1675	46900	9593	2405	5544	1207	432	149
Silistra	20	627	17644	1495	204	1131	130	60	9
Sliven	80	2463	68964	5330	681	2926	276	180	38
Smolyan	256	9974	277996	89321	22580	26443	4879	3358	1002
Sofia	80	6444	177181	71741	45945	18841	9195	2502	1695
Sofia Cap.	123	11256	304383	85714	46278	51900	26499	6417	4338
Stara Zagora	46	3148	81562	11974	1734	6001	736	547	103
Targovishte	21	872	24416	1855	220	1289	123	75	13
Haskovo	34	1318	36907	5691	1764	3509	1003	214	59
Shumen	41	1271	34149	3985	618	2439	266	118	22
Yambol	20	686	19208	2844	1253	1079	310	87	35

¹ In use.

² Available Bed Capacity is the maximum number of the bed-places on offer for each day of the reference month.

“..” Confidential data.