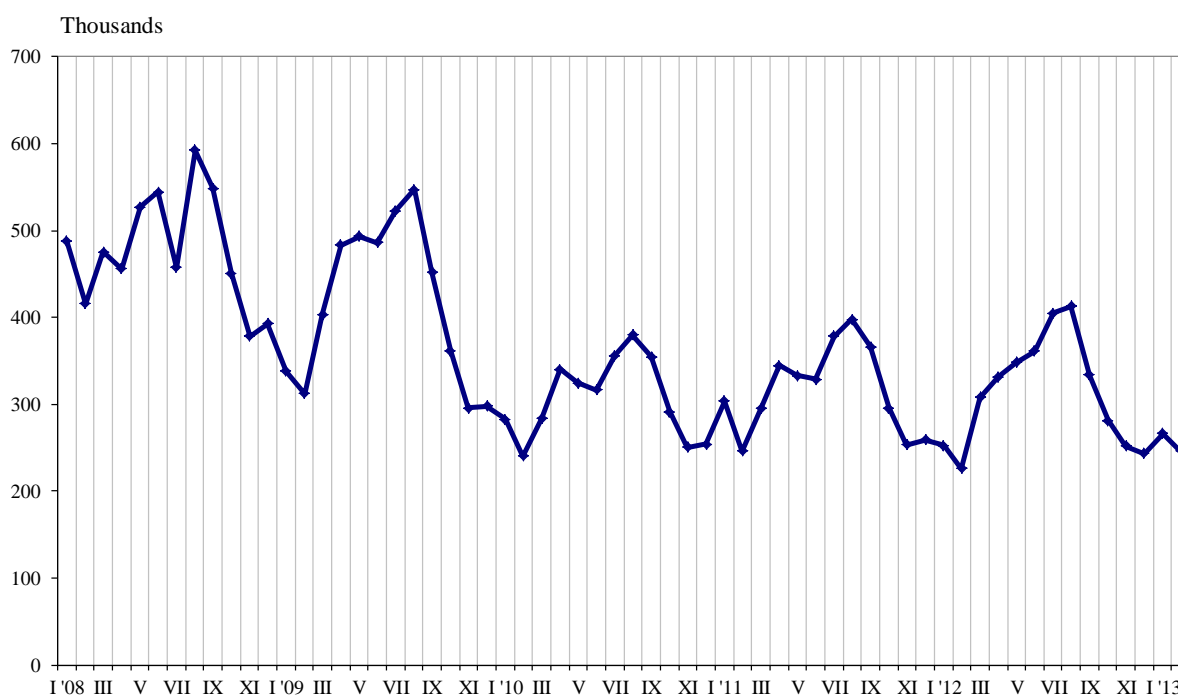




TRIPS OF BULGARIAN RESIDENTS ABROAD AND ARRIVALS OF VISITORS FROM ABROAD TO BULGARIA IN FEBRUARY 2013

In February 2013 **the number of the trips of Bulgarian residents abroad** was 246.0 thousand or by 7.6% less than the previous month and by 8.7% above the registered in February 2012 (Figure 1). In comparison with the same month of the previous year an increase in the total number of the trips of Bulgarian residents was reported to: Belgium - by 54.8%, Austria - by 54.3%, Turkey - by 28.1%, Italy - by 23.7%, and etc. At the same time a decrease was observed to: Romania - by 28.1%, the United Kingdom - by 14.7%, Serbia - by 10.9%, and etc. (Annex, Table 1).

Figure 1. Trips of Bulgarian residents abroad by months

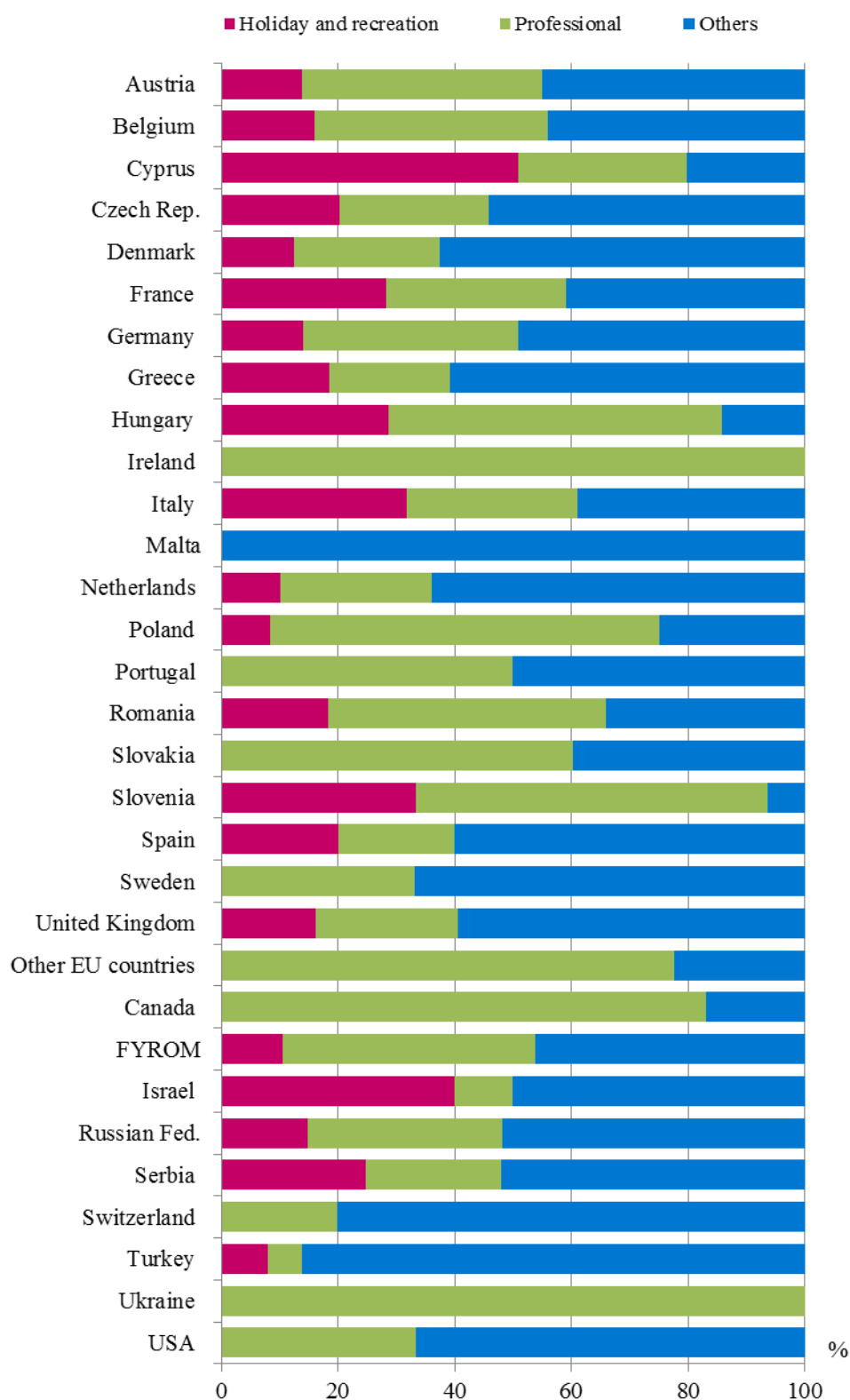


The trips with other purposes (as guest, education and visit the cultural and sport events) composed the greatest share of the total number of trips of Bulgarian residents abroad - 62.4%, followed by the trips with professional purpose - 22.5% and with holiday and recreation purposes - 15.1%. In comparison with February 2012 an increase in the trips with other purposes - by 150.5% was observed, while a decrease in these with professional and with holiday and recreation purposes was registered - by 40.0 and by 46.3% respectively.

In February 2013 the trips with other purposes formed 86.3% from all trips to Turkey, 60.8% - to Greece, 60.0% - to Spain and 59.5% - to the United Kingdom. Predominated share of the trips to Romania, FYROM and Belgium was with professional purpose - 47.5, 43.3 and 40.0% respectively. The trips to Italy France and Serbia were connected with holiday and recreation purpose - 31.7, 28.2 and 24.7% respectively of all trips of Bulgarian residents to these countries (Figure 2).



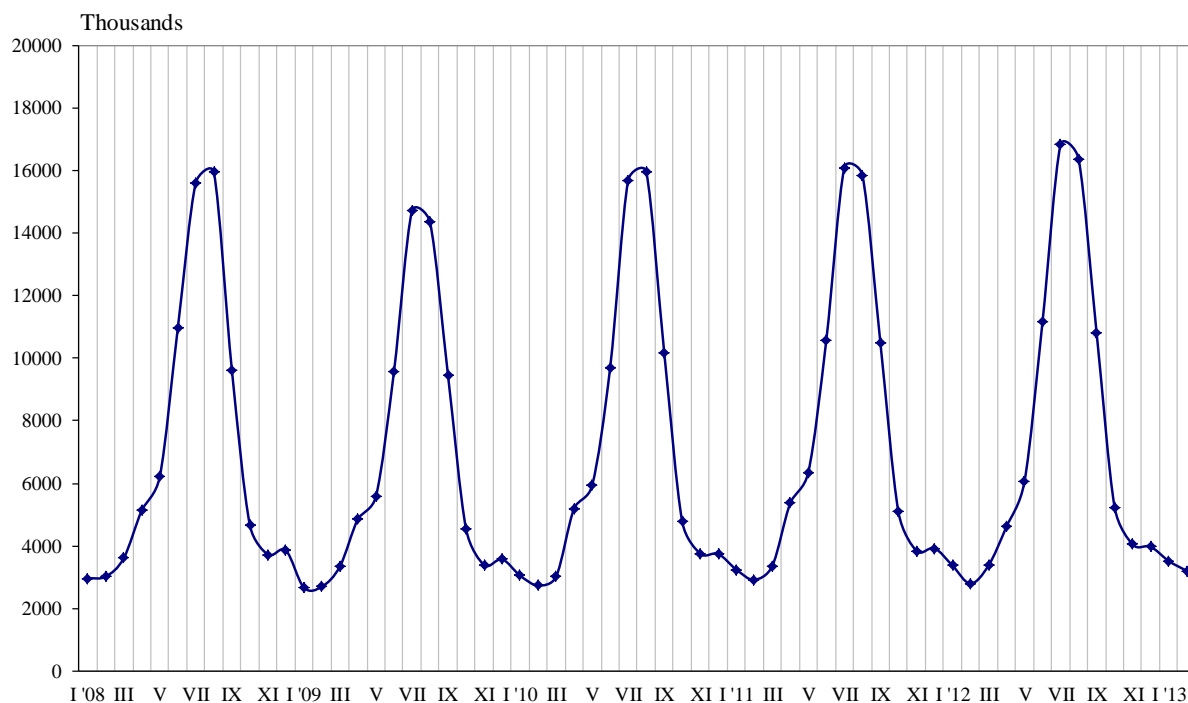
Figure 2. Structure of the trips of Bulgarian residents abroad by purpose of visit and country of destination in February 2013





In February 2013, **the number of arrivals of visitors from abroad to Bulgaria** was 320.2 thousand which was by 9.0% less compared to the previous month and by 14.5% above the level from February 2012 (Figure 3). An increase in the visit with holiday and recreation purpose - by 16.4% and with other purposes - by 26.0% was registered, while the arrivals with professional purpose decreased by 13.3%.

Figure 3. Arrivals of visitors from abroad to Bulgaria by months



The visits of the citizens of European Union composed the greatest relative share of the total number of the foreigners visited Bulgaria - 46.9%, (Annex, Table 2) as in comparison with the same month of the previous year they increased by 0.3%. A significant increase was observed in the visits of the citizens from Austria - 14.6%, the United Kingdom - by 12.0%, Germany - by 9.7%. However a drop in the visits from Italy - by 12.3% and Romania - by 1.3% was registered.

The visits of foreigners in the group "Other European countries"¹ also increased by 30.1% as the highest growth was observed in the visits of citizens of Serbia and Turkey - by 49.6 and by 30.0% respectively.

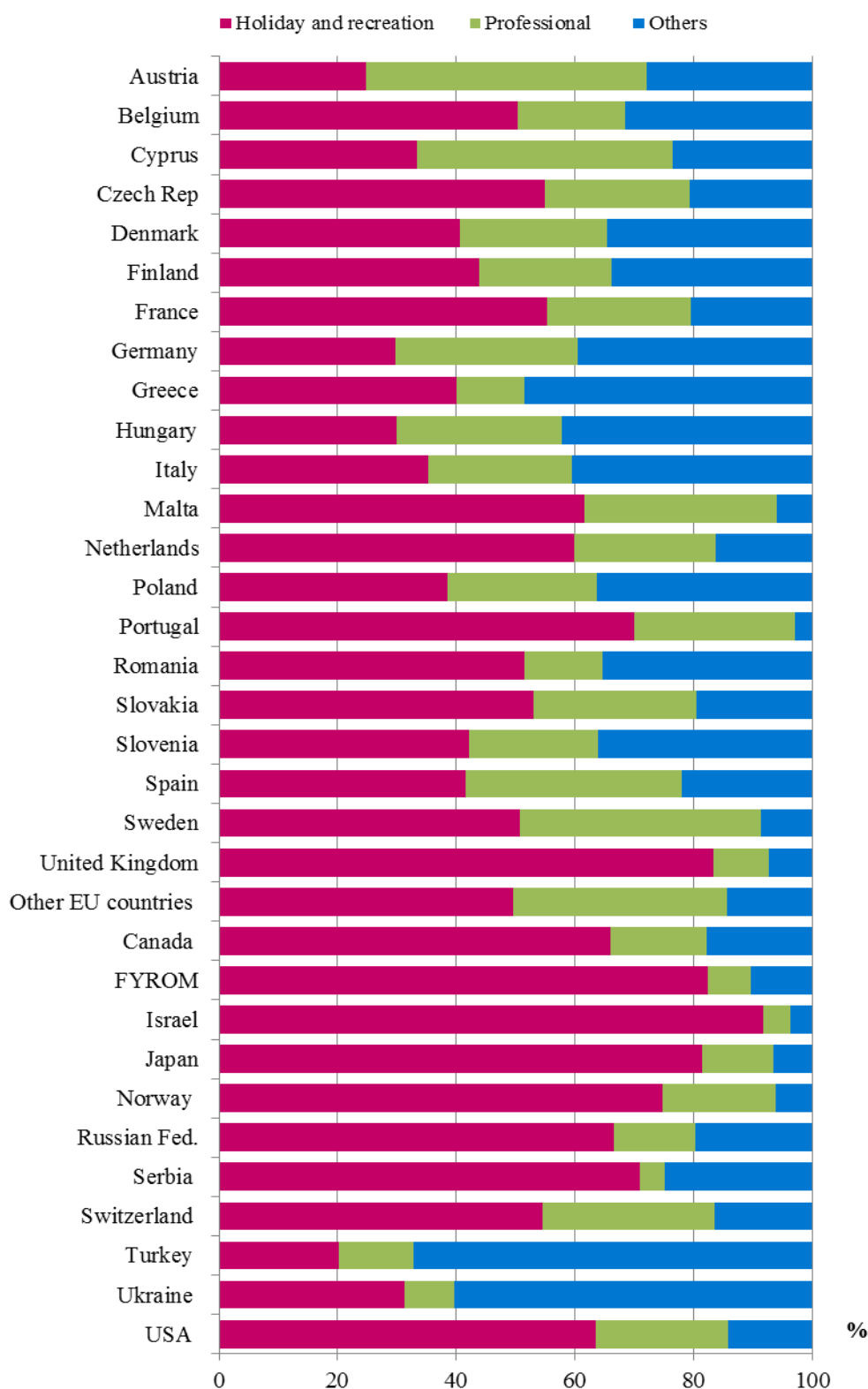
In February 2013 the predominated share of the total number of the visits to Bulgaria were with holiday and recreation purpose - 47.9% followed by the arrivals with other purposes (including as guest and passing transit) - 38.8% and with professional purpose - 13.3%.

The visits with holiday and recreation purpose formed 83.4% of the arrivals from the United Kingdom, 82.3% - from FYROM and 70.9% - from Serbia. The visits with professional purpose were 47.3% of all arrivals from Austria and 30.8% - from Germany, while with other purpose were 67.2% of the arrivals from Turkey and 60.3% - from Ukraine (Figure 4).

¹ Group of "Other European countries" includes countries in Europe outside EU.



Figure 4. Structure of the arrivals of visitors to Bulgaria from abroad by purpose of visit and country of origin in February 2013





Methodological notes

The definitions recommended by the World Tourist Organization and Methodological manual for tourism by Eurostat are applied by National Statistical Institute.

In accordance with these definitions **an international tourist** is any person who travels to a country other than his/her permanent residence at least 24 hours but no more than one year and whose main purpose is not doing any activity for payment.

The purposes of visiting a country are the following:

- Excursion, holiday or entertainment (visits to cultural or historical sightseeing, sports events and other);
- Visiting friends and relatives;
- Professional purposes (business trips, participation in conferences, congresses, concluding deals, etc.);
- Other (education, cure, etc.) purposes.

Statistical data on the trips of Bulgarian citizens travelling abroad and visits by foreigners in Bulgaria are obtained on the basis of monthly information received from the Ministry of Interior and sample survey of the National Statistical Institute among Bulgarian and foreign citizens passing the border check points.

Data on the number of the trips of the citizens of the European Union are estimated on the basis of the information obtained from the Ministry of Interior and the airport authorities. Data on the number of citizens of “third countries” are obtained directly from the Ministry of Interior.

Data on the purposes of the trips are developed on the basis of the NSI’s regular monthly sample survey of passing Bulgarian and foreign citizens on the border check points.

Annex

Table 1

**Trips of Bulgarian residents abroad by purposes of visit
and country of destination in February 2013**

Country of destination	Total - number	Purpose of visit - number			Change in % compared to February 2012
		Holiday and recreation	Professional	Others	
Total	246003	37057	55492	153454	8.7
EU	130825	24219	36982	69624	3.5
Austria	6036	830	2490	2716	54.3
Belgium	2507	401	1003	1103	54.8
Cyprus	444	226	128	90	-45.7
Czech Rep.	1842	372	471	999	88.5
Denmark	448	56	112	280	279.7
Finland	-	-	-	-	-
France	3951	1114	1216	1621	172.1
Germany	9356	1312	3446	4598	-2.4
Greece	71901	13254	14910	43737	2.9
Hungary	1201	343	687	171	29.1
Ireland	98	-	98	-	197.0
Italy	5161	1637	1511	2013	23.7
Malta	42	-	-	42	-25.0
Netherlands	1327	135	344	848	-4.8
Poland	1241	103	828	310	-13.9
Portugal	366	-	183	183	221.1
Romania	14338	2636	6807	4895	-28.1
Slovakia	334	-	201	133	307.3
Slovenia	264	88	159	17	82.1
Spain	5202	1040	1040	3122	9.9
Sweden	322	-	107	215	238.9
United Kingdom	4144	672	1008	2464	-14.7
Other EU countries	300	-	233	67	710.8
Other European countries	110910	11912	16111	82887	15.5
FYROM	15702	1640	6797	7265	-5.6
Norway	-	-	-	-	-
Russian Fed.	1265	187	422	656	107.0
Serbia	15953	3934	3715	8304	-10.9
Switzerland	567	-	113	454	4.2
Turkey	76753	6151	4394	66208	28.1
Ukraine	670	-	670	-	68.3
Other countries	1107	188	329	590	261.8
Canada	141	0	117	24	252.5
Israel	470	188	47	235	243.1
USA	496	-	165	331	284.5
Rest of the world	3161	738	2070	353	-13.4



Table 2

**Arrivals of visitors from abroad to Bulgaria
by purpose of visit and country of origin in February 2013**

Country of origin	Total - number	Purpose of visit - number			Change in % compared to February 2012
		Holiday and recreation	Professional	Others	
Total	320158	153223	42742	124193	14.5
EU	150024	70995	25460	53569	0.3
Austria	5281	1314	2499	1468	14.6
Belgium	2599	1309	472	818	8.7
Cyprus	893	298	386	209	2.3
Czech Rep.	2054	1130	502	422	10.9
Denmark	682	277	169	236	2.1
Finland	420	184	94	142	5.5
France	3900	2158	945	797	8.1
Germany	9833	2921	3029	3883	9.7
Greece	50690	20346	5754	24590	0.4
Hungary	1968	591	547	830	-10.6
Ireland	-	-	-	-	-
Italy	4740	1675	1145	1920	-12.3
Malta	484	298	157	29	-
Netherlands	1442	865	342	235	3.7
Poland	3780	1454	956	1370	3.2
Portugal	273	191	74	8	-8.7
Romania	41283	21258	5466	14559	-1.3
Slovakia	940	498	258	184	0.6
Slovenia	675	284	147	244	-9.2
Spain	1813	753	661	399	2.6
Sweden	488	248	198	42	-7.0
United Kingdom	15133	12619	1424	1090	12.0
Other EU countries	653	324	235	94	-26.0
Other European countries	140870	70426	13652	56792	30.1
FYROM	31694	26098	2330	3266	24.1
Norway	99	74	19	6	-20.8
Russian Fed.	15265	10157	2117	2991	21.7
Serbia	27409	19432	1158	6819	49.6
Switzerland	466	254	135	77	22.6
Turkey	56461	11439	7106	37916	30.0
Ukraine	9476	2972	787	5717	20.0
Other countries	6381	5153	725	503	15.3
Canada	354	234	57	63	15.3
Israel	3565	3274	163	128	18.8
Japan	452	368	55	29	7.1
USA	2010	1277	450	283	11.5
Rest of the world	22883	6649	2905	13329	42.2