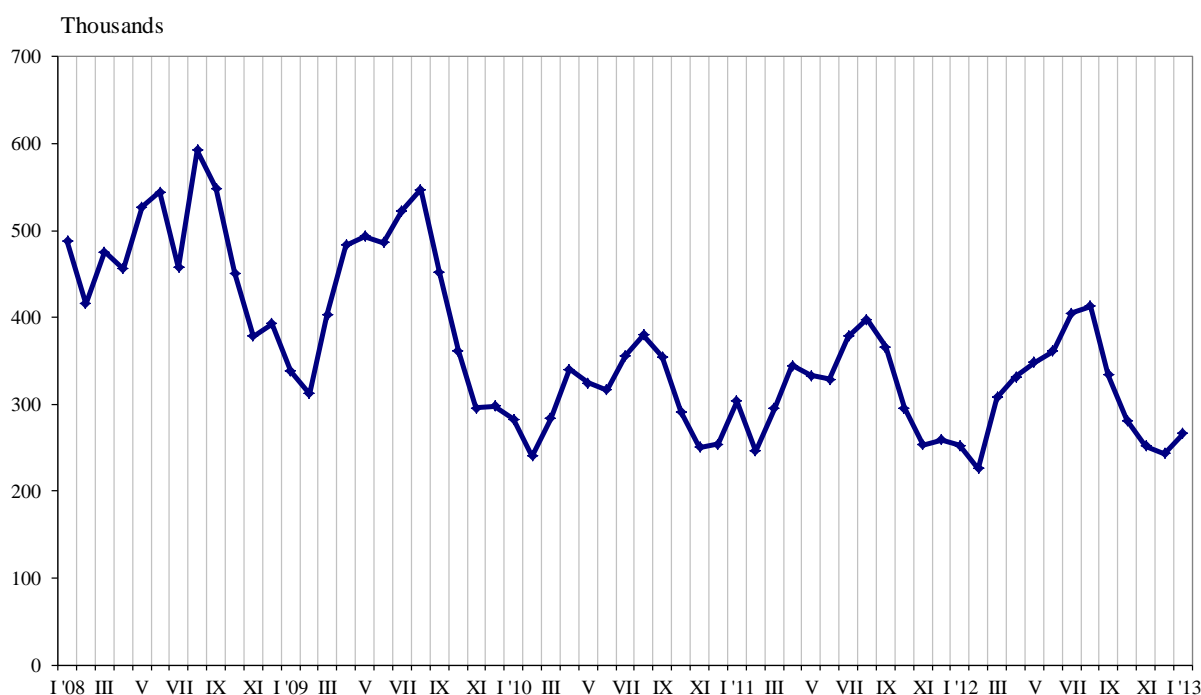


TRIPS OF BULGARIAN RESIDENTS ABROAD AND ARRIVALS OF VISITORS FROM ABROAD TO BULGARIA IN JANUARY 2013

In January 2013 **the number of the trips of Bulgarian residents abroad** was 266.2 thousand or by 9.3% more than the previous month and by 5.3% above the registered in January 2012 (Figure 1). In comparison with the same month of the previous year an increase in the total number of the trips of Bulgarian residents was reported to: Greece - by 16.4%, Germany - by 7.1%, Serbia - by 4.7% and etc. At the same time a decrease was observed to: the United Kingdom - by 22.0%, Spain - by 12.3%, Italy - by 8.1%, and etc. (Annex, Table 1).

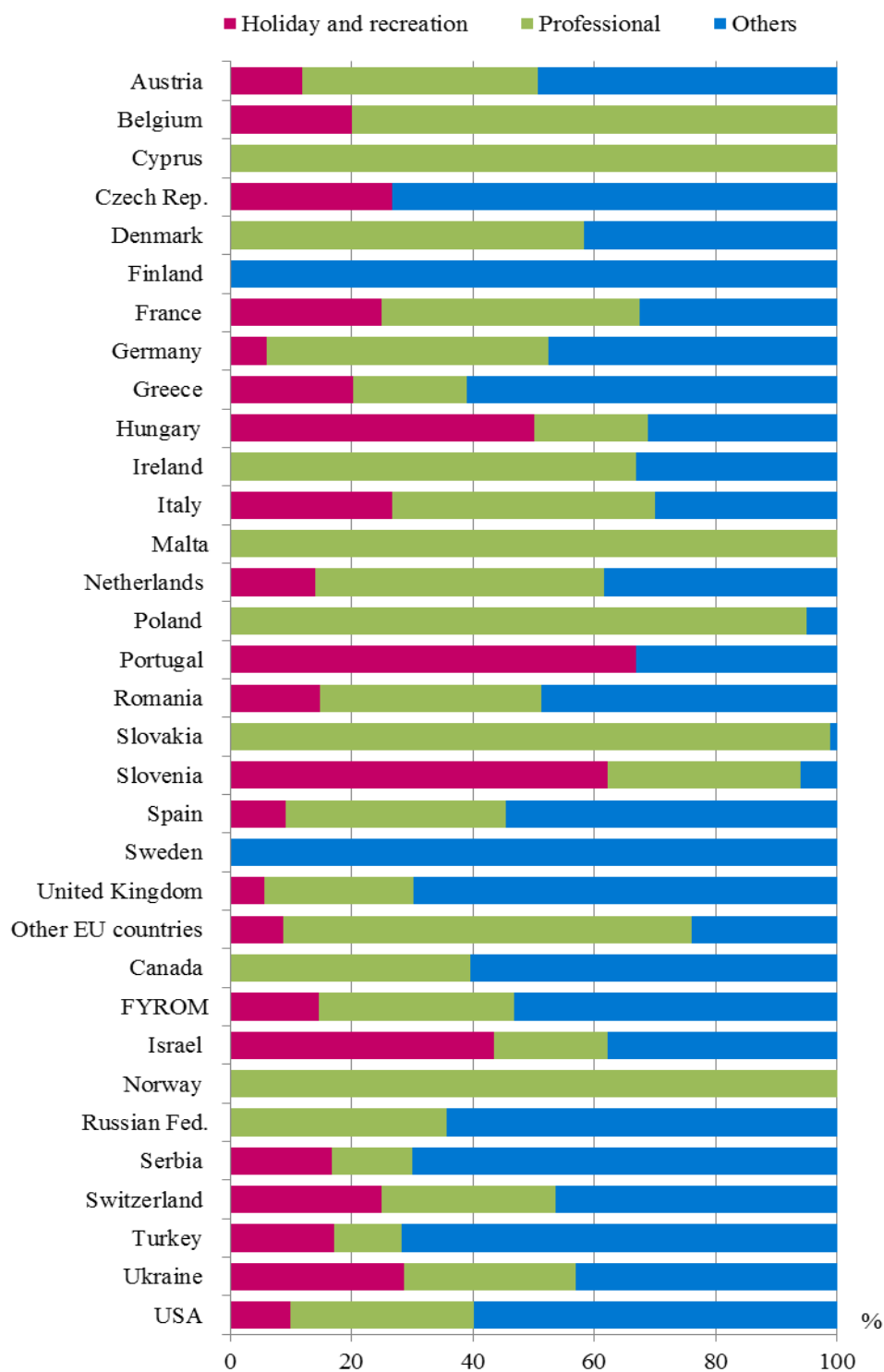
Figure 1. Trips of Bulgarian residents abroad by months



The trips with other purposes (as guest, education and visit the cultural and sport events) composed the greatest share of the total number of trips of Bulgarian residents abroad - 60.4%, followed by the trips with professional purpose - 22.4% and with holiday and recreation purposes - 17.2%. In comparison with January 2012 an increase in the trips with other purposes - by 130.1% was observed, while a decrease in these with professional and with holiday and recreation purposes was registered - by 48.5 and 32.0% respectively.

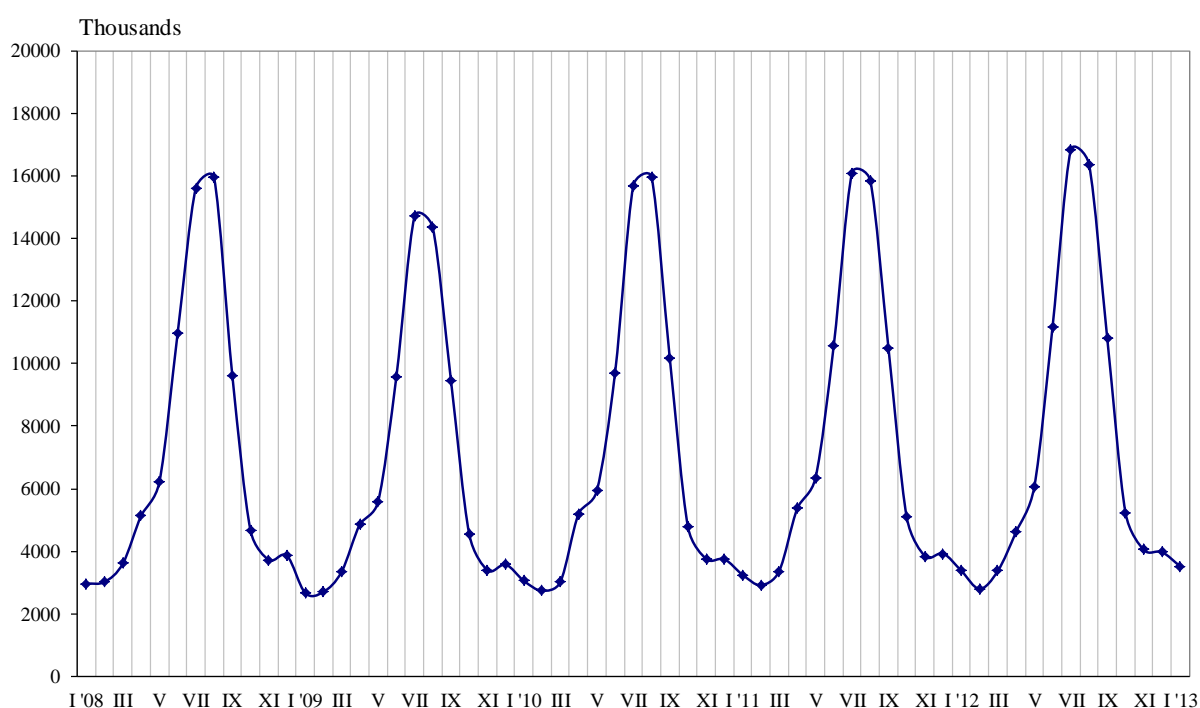
In January 2013 the trips with other purposes formed 71.7% from all trips to Turkey, 70.0% to Serbia and 69.8% - to the United Kingdom. Predominated share of the trips to Belgium, Germany and France was with professional purpose - 80.0, 46.4 and 42.5% respectively. The trips to Czech Republic, Italy and Greece were connected with holiday and recreation purpose - 26.7, 26.6 and 20.3% respectively of all trips of Bulgarian residents to these countries (Figure 2).

Figure 2. Structure of the trips of Bulgarian residents abroad by purpose of visit and country of destination in January 2013



In January 2013, the number of arrivals of visitors from abroad to Bulgaria was 351.7 thousand which was by 11.4% less compared to December 2012 and by 4.3% above the level from January 2012 (Figure 3). An increase in the visit with holiday and recreation purpose - by 7.2% and with professional purpose - by 7.4% was registered, while the arrivals with other purposes decreased by 8.2%.

Figure 3. Arrivals of visitors from abroad to Bulgaria by months



The visits of the citizens of European Union composed the greatest relative share of the total number of the foreigners visited Bulgaria - 45.8%, followed by these from the other European countries - 45.4% (Annex, Table 2). In comparison with the same month of the previous year the arrivals of visitors from EU Member States increased by 1.5%. A significant increase was observed in the visits of the citizens from Italy - by 16.4% and Romania - by 10.7%. However a drop in the visits from the United Kingdom - by 10.3% and Germany - by 8.1% was registered.

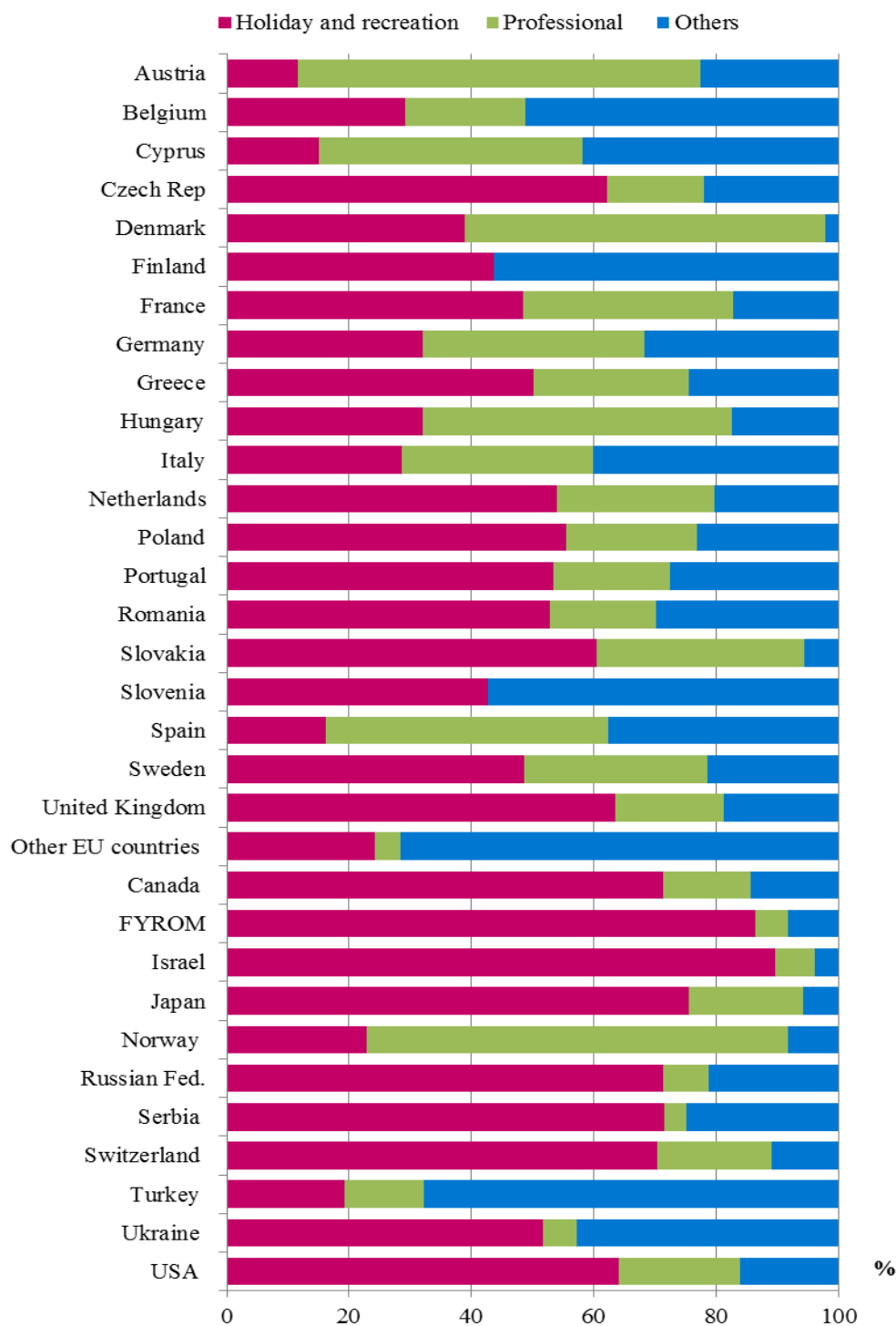
The visits of foreigners in the group "Other European countries"¹ increased by 7.6% as the highest growth was observed in the visits of citizens of Serbia and Turkey - by 13.9 and 13.8% respectively.

In January 2013 the predominated share of the total number of the visits to Bulgaria were with other purposes (including as guest and passing transit) - 50.3% followed by the arrivals with holiday and recreation purpose - 32.9% and with professional purpose - 16.8%.

The visits with holiday and recreation purpose formed 86.4% of the arrivals from FYROM, 71.5% - from Serbia and 71.4% - from Russia. The visits with professional purpose were 65.9% of all arrivals from Austria, 46.1% - from Spain and 36.4% - from Germany, while with other purpose were 67.8% of the arrivals from Turkey, 51.1% - from Belgium and 42.8% - from Ukraine (Figure 4).

¹ Group of "Other European countries" includes countries in Europe outside EU.

Figure 4. Structure of the arrivals of visitors to Bulgaria from abroad by purpose of visit and country of origin in January 2013





Methodological notes

The definitions recommended by the World Tourist Organization and Methodological manual for tourism by Eurostat are applied by National Statistical Institute.

In accordance with these definitions **an international tourist** is any person who travels to a country other than his/her permanent residence at least 24 hours but no more than one year and whose main purpose is not doing any activity for payment.

The purposes of visiting a country are the following:

- Excursion, holiday or entertainment (visits to cultural or historical sightseeing, sports events and other);
- Visiting friends and relatives;
- Professional purposes (business trips, participation in conferences, congresses, concluding deals, etc.);
- Other (education, cure, etc.) purposes.

Statistical data on the trips of Bulgarian citizens travelling abroad and visits by foreigners in Bulgaria are obtained on the basis of monthly information received from the Ministry of Interior and sample survey of the National Statistical Institute among Bulgarian and foreign citizens passing the border check points.

Data on the number of the trips of the citizens of the European Union are estimated on the basis of the information obtained from the Ministry of Interior and the airport authorities. Data on the number of citizens of “third countries” are obtained directly from the Ministry of Interior.

Data on the purposes of the trips are developed on the basis of the NSI’s regular monthly sample survey of passing Bulgarian and foreign citizens on the border check points.

Annex

Table 1

**Trips of Bulgarian residents abroad by purposes of visit
and country of destination in January 2013**

Country of destination	Total - number	Purpose of visit - number			Change in % compared to January 2012
		Holiday and recreation	Professional	Others	
Total	266245	45794	59513	160938	5.3
EU	144664	25246	40110	79308	8.0
Austria	5206	621	2021	2564	-3.2
Belgium	2171	434	1737	-	-5.1
Cyprus	461	-	461	-	-60.9
Czech Rep.	6091	1624	-	4467	284.3
Denmark	182	-	106	76	1.1
Finland	223	-	-	223	395.6
France	1801	450	766	585	0.1
Germany	13230	804	6133	6293	7.1
Greece	75344	15319	14068	45957	16.4
Hungary	955	478	179	298	-27.5
Ireland	238	-	159	79	600.0
Italy	5372	1430	2328	1614	-8.1
Malta	15	-	15	-	-86.2
Netherlands	1021	144	484	393	-34.3
Poland	937	-	889	48	-13.8
Portugal	256	171	-	85	139.3
Romania	19044	2830	6947	9267	-4.9
Slovakia	178	-	176	2	39.1
Slovenia	132	82	42	8	-2.2
Spain	5977	543	2174	3260	-12.3
Sweden	231	-	-	231	86.3
United Kingdom	5486	306	1349	3831	-22.0
Other EU countries	113	10	76	27	117.3
Other European countries	117578	19374	18128	80076	0.8
FYROM	17618	2585	5641	9392	-0.8
Norway	61	-	61	-	3.4
Russian Fed.	1942	-	692	1250	150.6
Serbia	22442	3740	2992	15710	4.7
Switzerland	536	134	153	249	-31.1
Turkey	74063	12653	8329	53081	-1.5
Ukraine	916	262	260	394	38.8
Other countries	803	208	203	392	30.8
Canada	76	-	30	46	-3.8
Israel	405	176	76	153	52.8
USA	322	32	97	193	19.3
Rest of the world	3200	966	1072	1162	92.8

Table 2

**Arrivals of visitors from abroad to Bulgaria
by purpose of visit and country of origin in January 2013**

Country of origin	Total - number	Purpose of visit - number			Change in % compared to January 2012
		Holiday and recreation	Professional	Others	
Total	351736	176928	58954	115854	4.3
EU	161191	75786	42653	42752	1.5
Austria	5901	684	3889	1328	2.4
Belgium	2600	758	513	1329	-11.9
Cyprus	800	121	345	334	-24.0
Czech Rep.	1504	936	239	329	16.4
Denmark	554	216	326	12	-15.3
Finland	535	234	-	301	-1.1
France	3928	1905	1349	674	-17.4
Germany	11129	3557	4047	3525	-8.1
Greece	79794	40097	20156	19541	3.6
Hungary	1711	549	863	299	-2.2
Ireland	-	-	-	-	-
Italy	7556	2166	2362	3028	16.4
Malta	-	-	-	-	-
Netherlands	202	109	52	41	2.5
Poland	3691	2052	786	853	16.4
Portugal	135	72	26	37	-15.6
Romania	24528	12975	4230	7323	10.7
Slovakia	954	577	324	53	15.6
Slovenia	1059	452	-	607	8.6
Spain.	1686	273	778	635	13.4
Sweden	711	346	213	152	-9.0
United Kingdom	12097	7679	2150	2268	-10.3
Other EU countries	116	28	5	83	3.6
Other European countries	159726	88049	12977	58700	7.6
FYROM	44340	38302	2353	3685	-2.3
Norway	196	45	135	16	-25.5
Russian Fed.	16308	11646	1193	3469	5.7
Serbia	28698	20516	1072	7110	13.9
Switzerland	423	298	79	46	14.3
Turkey	57988	11161	7491	39336	13.8
Ukraine	11773	6081	654	5038	8.4
Other countries	5732	4524	707	501	-2.4
Canada	293	209	42	42	-29.7
Israel	3090	2769	204	117	15.6
Japan	353	267	66	20	-28.7
USA	1996	1279	395	322	-12.8
Rest of the world	25087	8569	2617	13901	5.1