

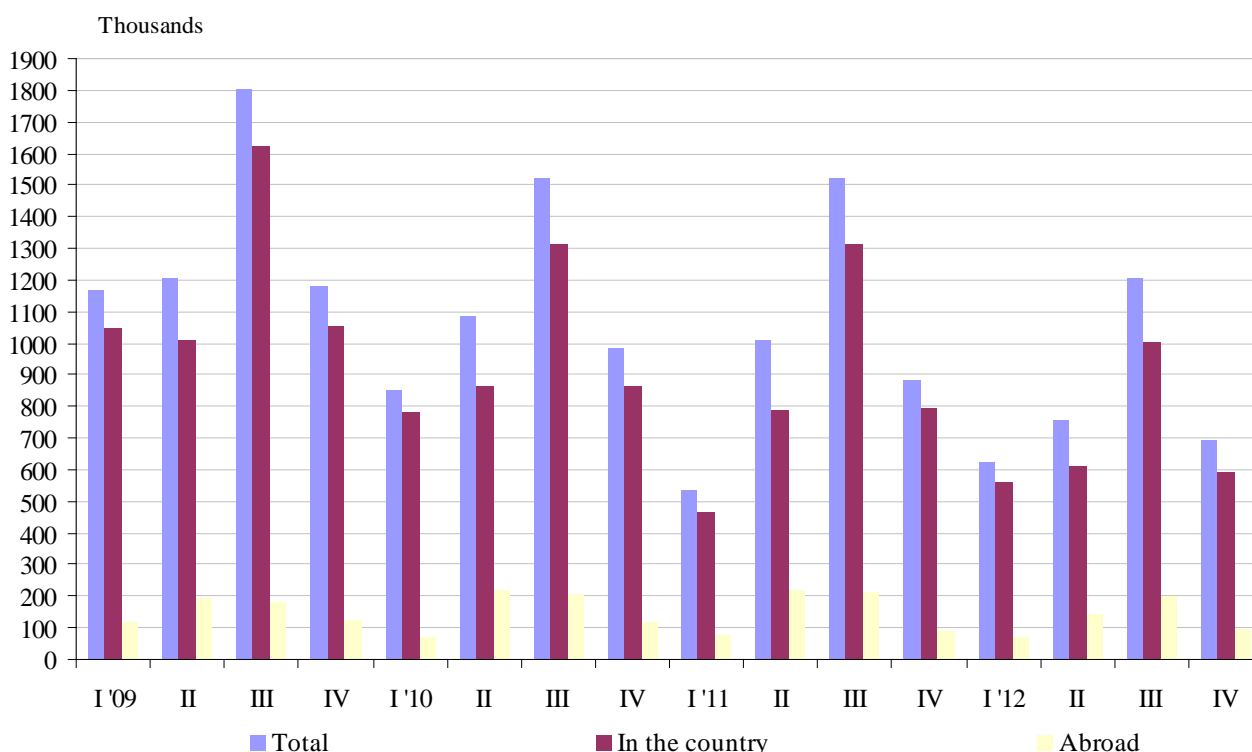


## TOURIST TRIPS AND TOURISM-RELATED EXPENDITURE OF THE POPULATION IN FOURTH QUARTER OF 2012 (PRELIMINARY DATA)

*Since 2012 the survey of the tourist trips and tourism - related expenditure of the population has been carried out in compliance with the Regulation 692/2011 of the European Parliament and of the Council concerning European statistics on tourism and in accordance with the Regulation 1051/2011 of the Commission implementing Regulation 692/2011 of the European Parliament and of the Council concerning European statistics on tourism, as regards the structure of the quality reports and the transmission of the data.*

In fourth quarter of 2012, 692.3 thousand Bulgarian residents<sup>1</sup> made tourist trips<sup>2</sup>. The majority part (79.4%) of them travelled only in the country, 13.9% - only abroad and 6.7% - both in the country and abroad. Compared to the same quarter of 2011 the total number of the travelled persons aged 15 and over decreased by 21.7%, as a reduction was observed in the number of the Bulgarian residents travelled in the country - by 25.3%, while in the number of persons travelled abroad increased by 11.2% (Figure 1).

**Figure 1. Travelled persons aged 15 and over by quarters**



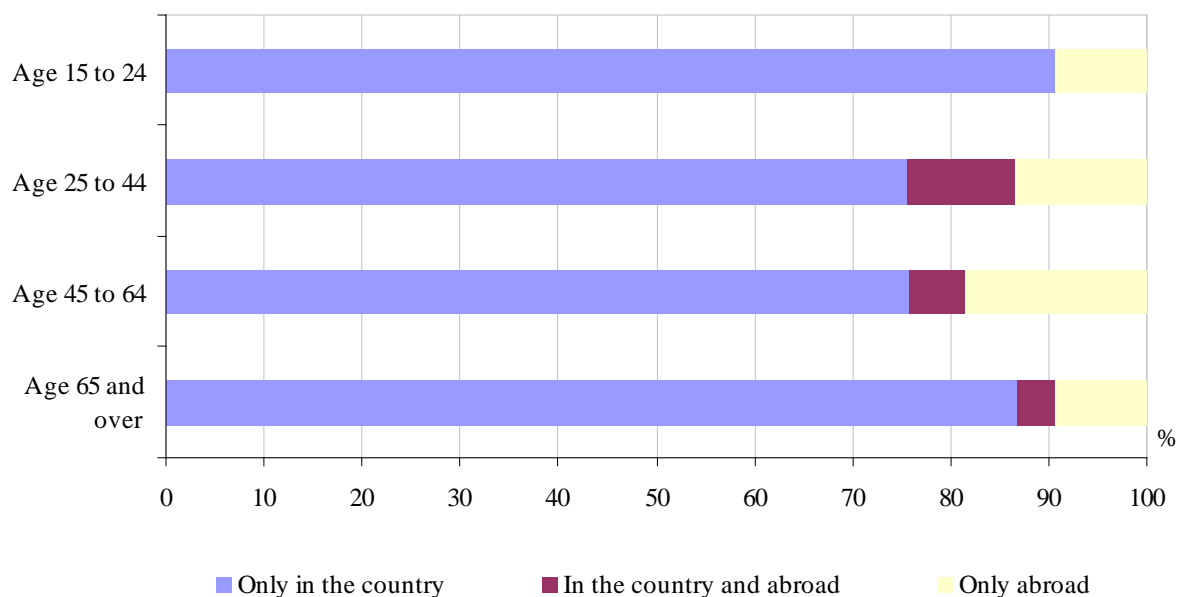
<sup>1</sup> The objects of the survey are the residents of 15 years age and over.

<sup>2</sup> It included trips with private and professional purposes.



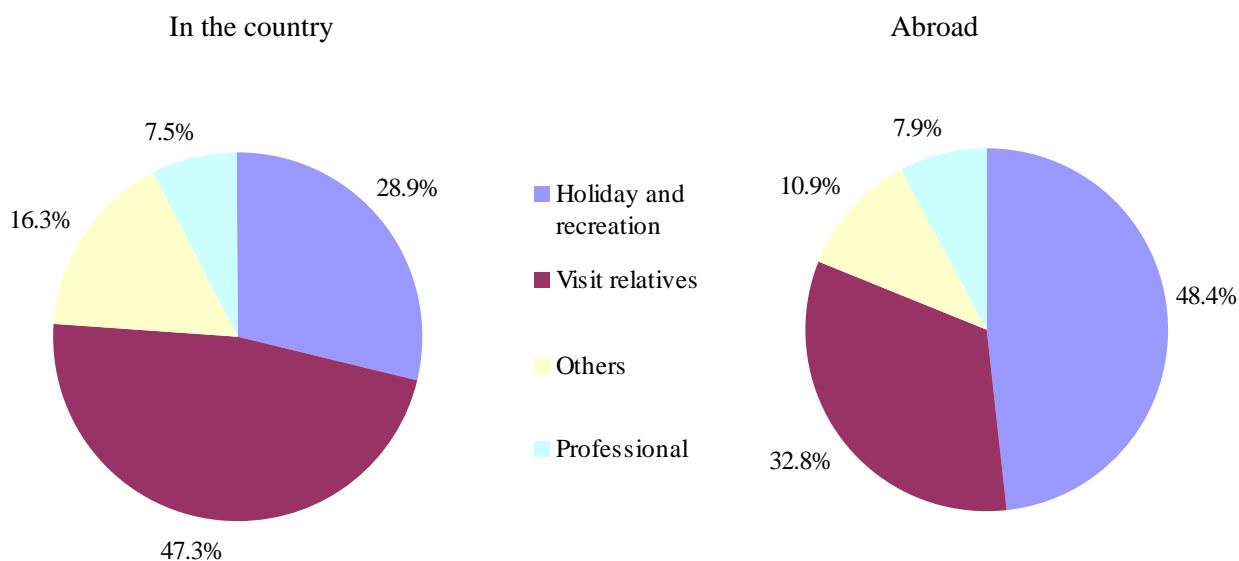
In fourth quarter of 2012 the most part (41.5%) of tourist trips were realized by residents aged 25-44 years. The highest was the relative share of Bulgarians aged 15-24 years travelled in the country - 90.6%, while the share of residents aged 45-64 years who were travelled abroad was 18.6% (Figure 2).

**Figure 2. Travelled persons aged 15 and over by age groups in fourth quarter of 2012**



The majority part of tourist trips of persons aged 15 and over in the country were for "visit relatives", while those made abroad were for "holiday and recreation" pointed out respectively by 47.3 and 48.4% of them (Figure 3).

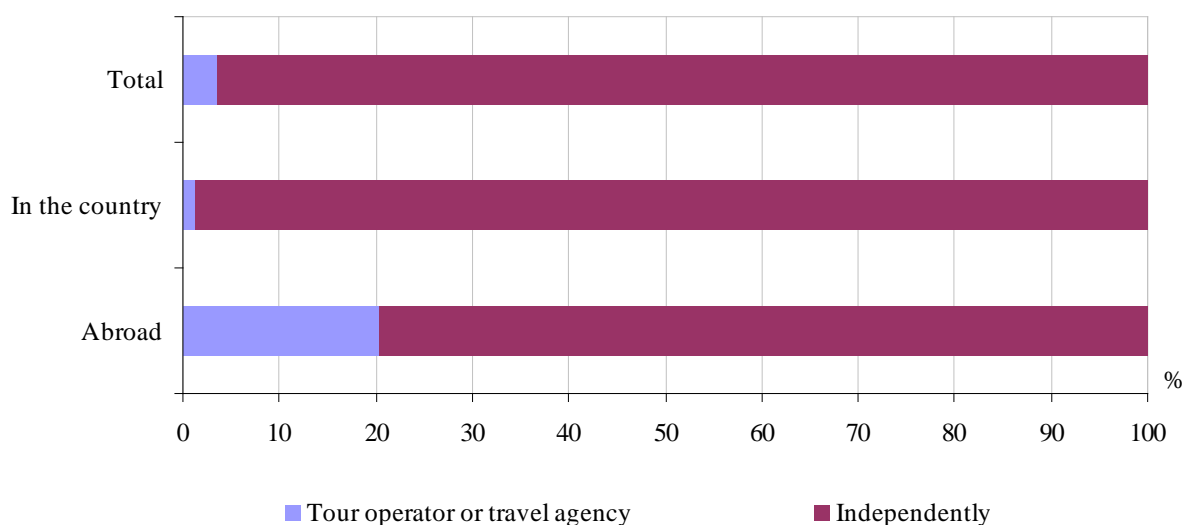
**Figure 3. Structure of the tourist trips in the country and abroad in fourth quarter 2012**





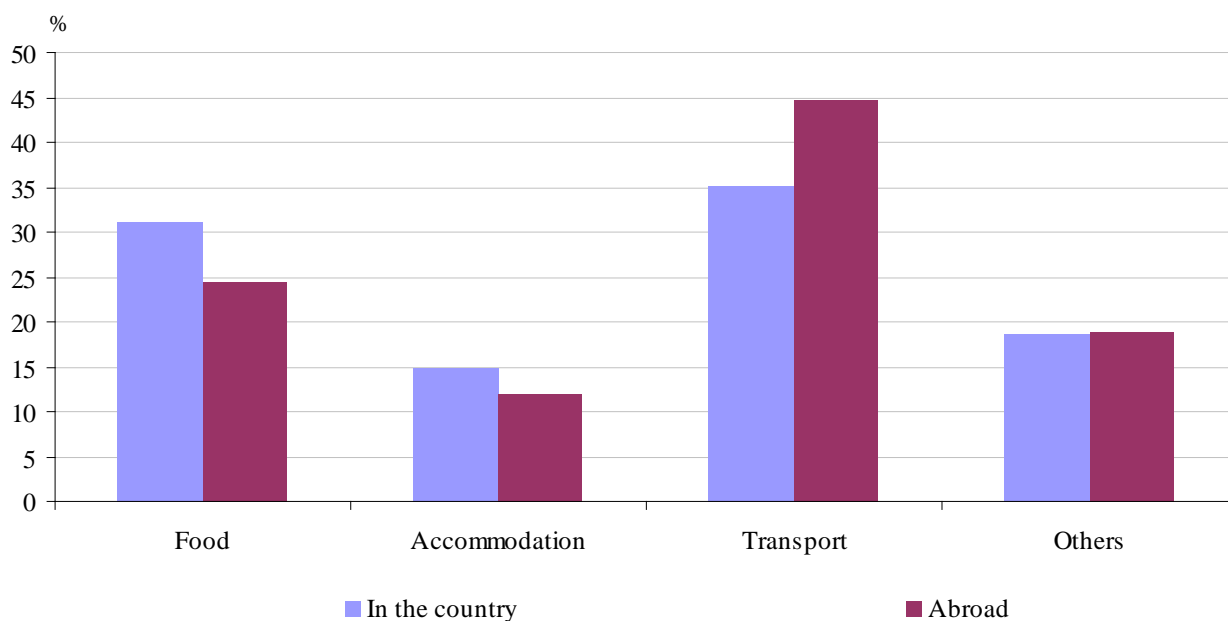
In fourth quarter of 2012, as independently 1 177.8 thousands or 96.5% of the total number of the private tourist trips were registered. The relative share of the independent travels without booking of the trip in the country were 76.8%, while those abroad - 62.6%. The share of the private tourist trips organized through a travel agency or through a tour operator abroad was 20.2% and in the country - 1.2% (Figure 4).

**Figure 4. Tourist trips with private purpose by arrangement of the trip in fourth quarter 2012**



In the structure of the expenditure by type with highest relative share was the expenditure on transport in domestic trips - 35.2% and 44.6% - in outbound trips (Figure 5).

**Figure 5. Structure of the expenditure for domestic and outbound tourist trips in fourth quarter 2012**

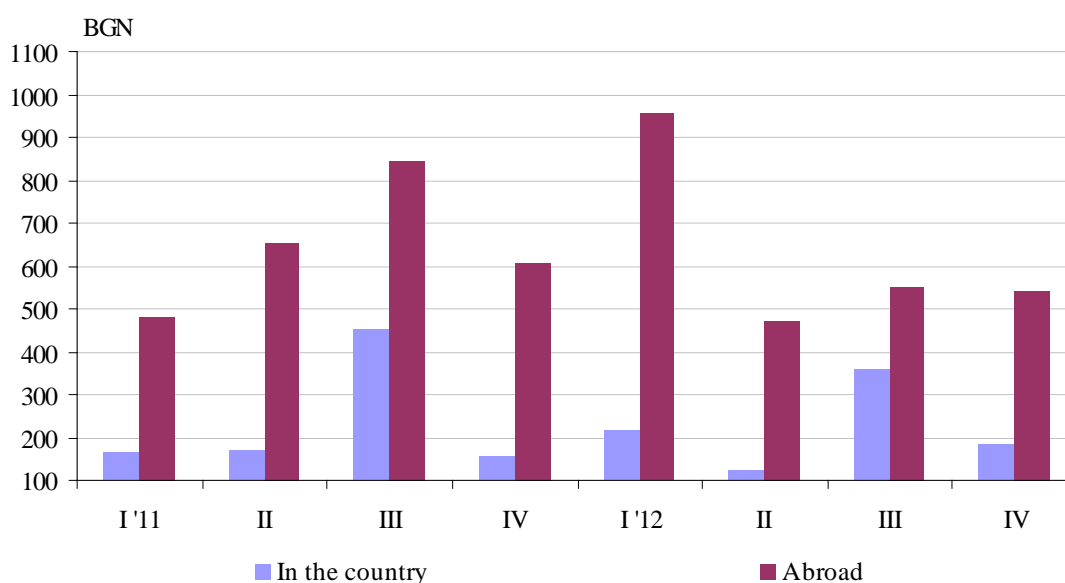




In fourth quarter of 2012 a person aged 15 and older spent on the average for private trip 183.9 Levs in the country and 543.5 Levs - abroad. At the same time the average expenditure per person for professional trip was 257.2 Levs in domestic trip and 1 087.4 Levs for professional outbound trip (Figure 6 and 7).

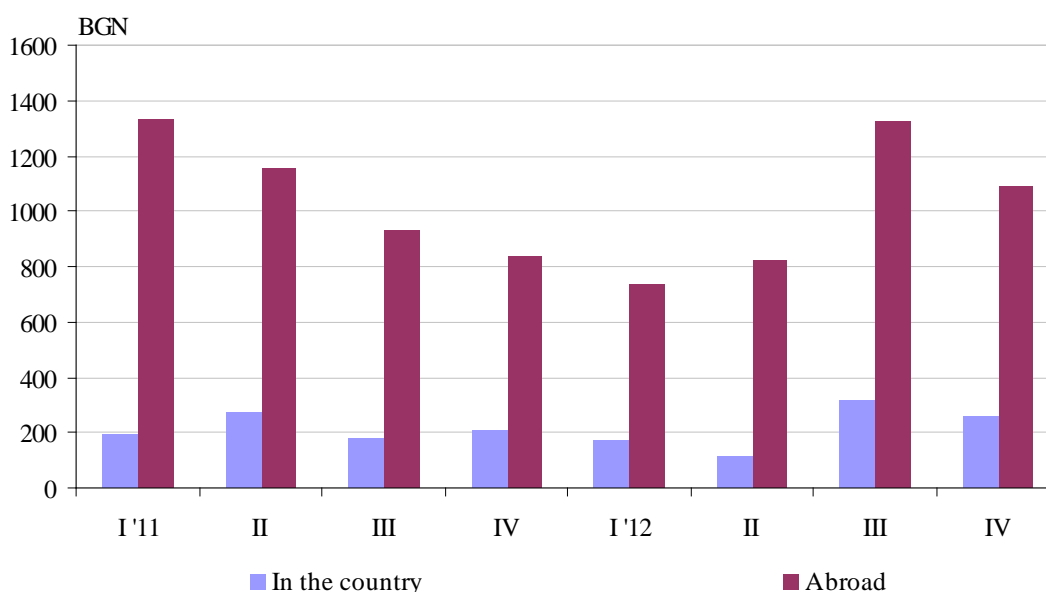
In comparison with the same quarter of 2011 the average expenditure per person for private trips in the country increased by 16.4%, while abroad it decreased by 10.4%.

**Figure 6. The average expenditure for private trips per person by quarters**



The average expenditure for professional trips per person in the country and abroad increased by 24.1 and 30.2% respectively.

**Figure 7. The average expenditure for professional trips per person by quarters**





## Methodological notes

**The Statistical survey on tourist trips and tourism-related expenditures of residents is a representative** and it is conducted on the basis of households' sample in the country. The objects of the survey are the residents aged 15 and older in Bulgaria. All persons aged 15 and older, members of the selected households are interviewed. The current demographic data on total population aged 15 and older by place of residence (urban/rural), sex and age groups are used for survey results' estimations at the end of 2011.

**Tourist trips** - every private or professional trip outside the place where they live for a period no more than one year and whose main purpose is not doing any activity for payment.

**The tourist trips** can be the following:

**Private** - holiday, visit culture and sport events, medical treatment, education, religion activities, visit relatives and friends, and others.

**Professional** - business trip, participation in conference, congress and seminars, conclude bargains and others.

**Visitor** is a traveller taking a trip to a main destination outside his/her usual environment for no longer than one year whose main purpose is not doing any activities for a payment. People traveling daily or weekly for work, study, shopping, visiting the physician and others excluded from the definition of a visitor.

**Usual environment** of a person includes places located near his home as well as places frequented by him. It has two aspects - vicinity and frequency of the visits. Places located close to the place of residence of a person are part of the usual environment, even so though they maybe rarely visited. For example, if the place where the villa or vacation house is located near to home, but rarely visited, it is part of the usual environment of a person.