



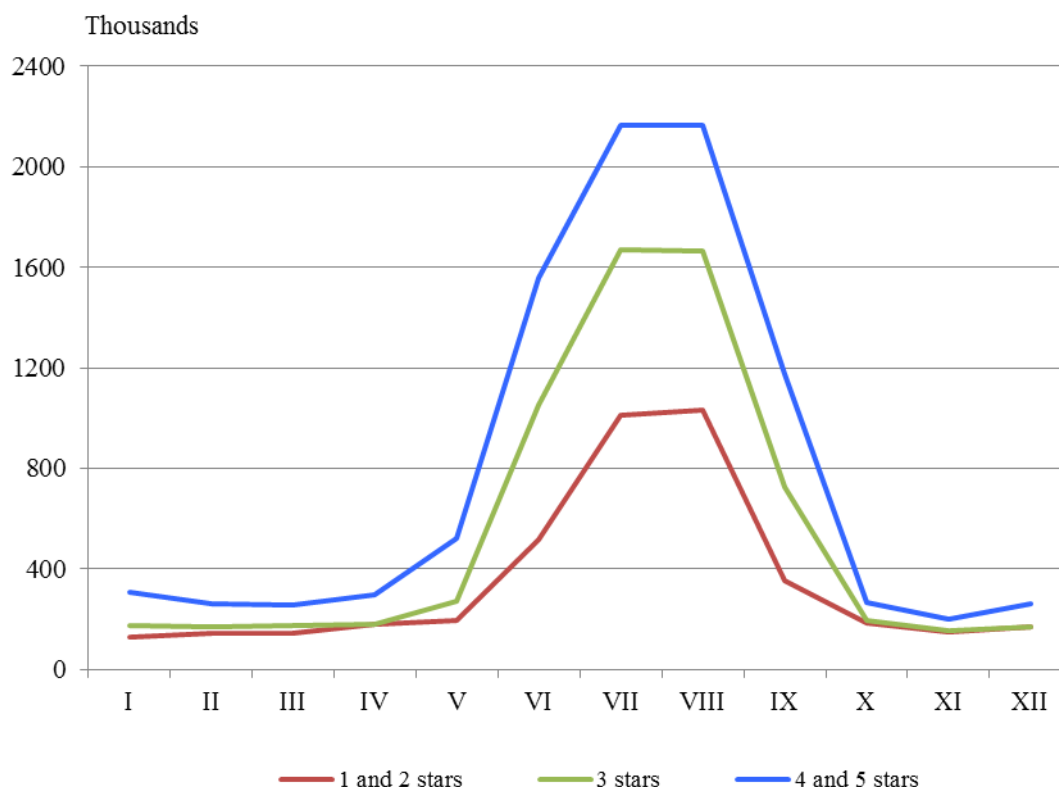
ACTIVITY OF ACCOMMODATION ESTABLISHMENTS IN DECEMBER 2012

Since 2012 the survey on accommodation establishments has been carried out monthly in compliance with the Regulation 692/2011 of the European Parliament and of the Council concerning European statistics on tourism and the regulation 1051/2011 of the Commission implementing Regulation 692/2011 of the European Parliament and of the Council concerning European statistics on tourism, as regards the structure of the quality reports and the transmission of the data.

In December 2012, 1 731 accommodation establishments - hotels, motels, camping sites, mountain chalets and other establishments for short-term accommodation with more than 10 bed places were functioned in the country (Annex, Table 1). The total number of the rooms in them was 51.5 thousands and the bed-places were 103.1 thousands. In comparison with the previous month the total number of accommodation establishments increased by 4.7% and the bed-places in them - by 7.7%.

The total number of the nights spent in all accommodation establishments amounted to 602.0 thousands as 426.4 thousands of them were spent by Bulgarian residents and 175.6 thousands - by foreigners. In 4 and 5 stars hotels the foreign citizens realized 67.0% from all nights spent by them, while by Bulgarians they were 34.3%. In 3 stars accommodation establishments were spent 31.5% by nights of Bulgarian residents and 20.5% - by foreigners, while in the rest of accommodation with 1 and 2 stars these share were 34.2 and 12.5% respectively.

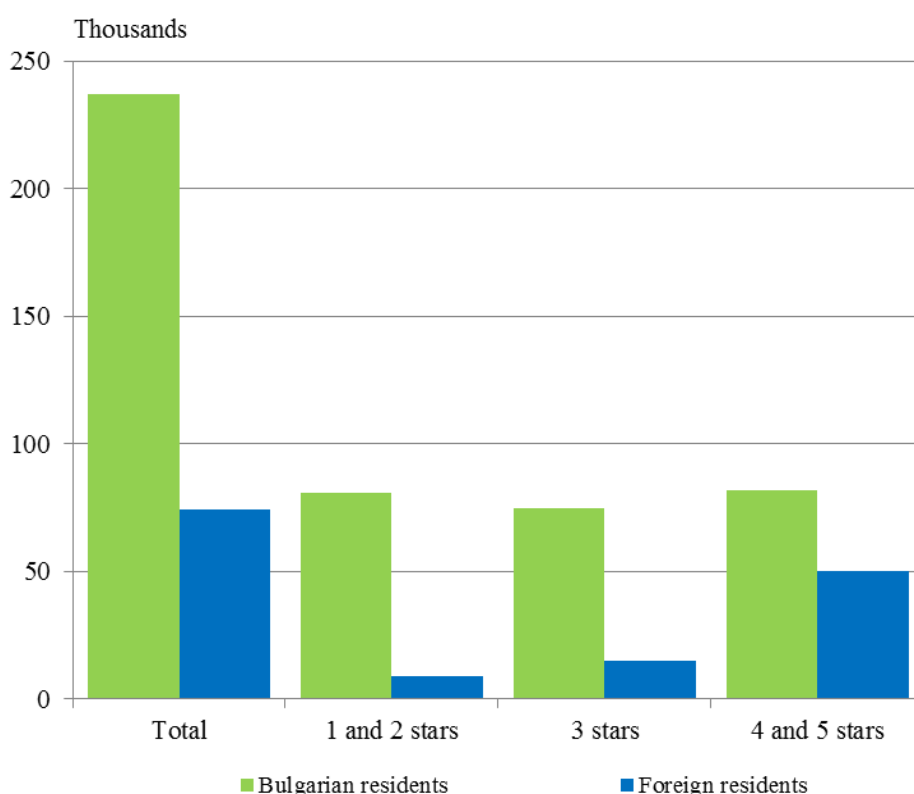
**Figure 1. The nights spent in accommodation establishments
by categories and months in 2012**





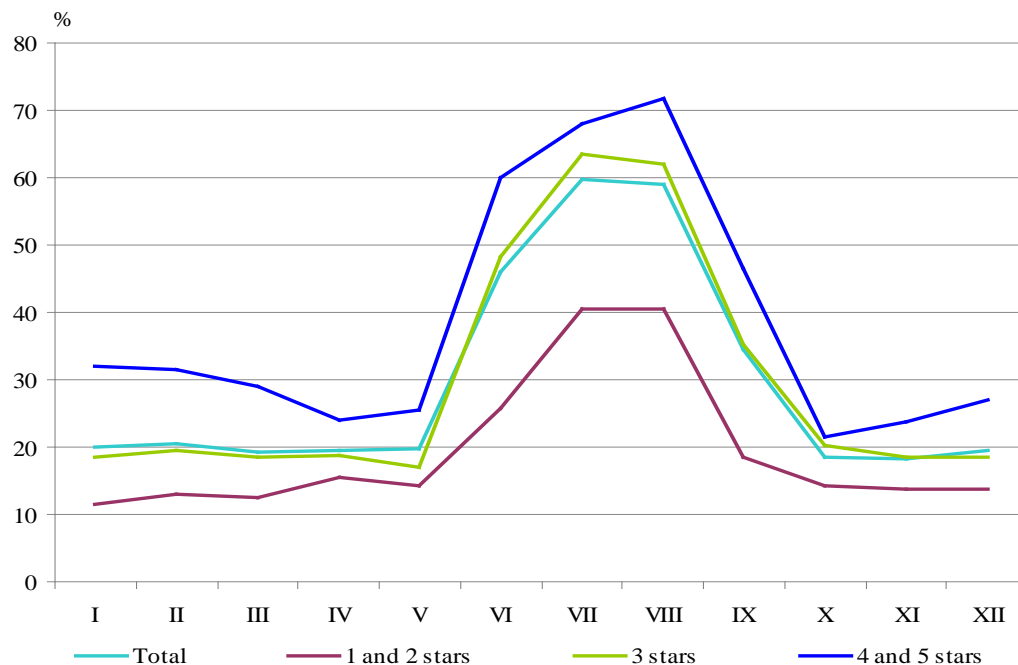
Compared to November 2012 the arrivals in all accommodation establishments in December increased by 15.6% and reached 311.0 thousands. The relative share of Bulgarian guests were 76.2% of all arrivals as the majority part (65.6%) of them spent the nights in hotels 1 and 2 or 3 stars and spent 1.8 nights on the average. The arrivals of foreigners were 74.1 thousands as 67.5% of them spent nights in hotels with 4 and 5 stars. On the average 2.4 nights were spent by foreigners.

Figure 2. Arrivals in accommodation establishments by categories in December 2012



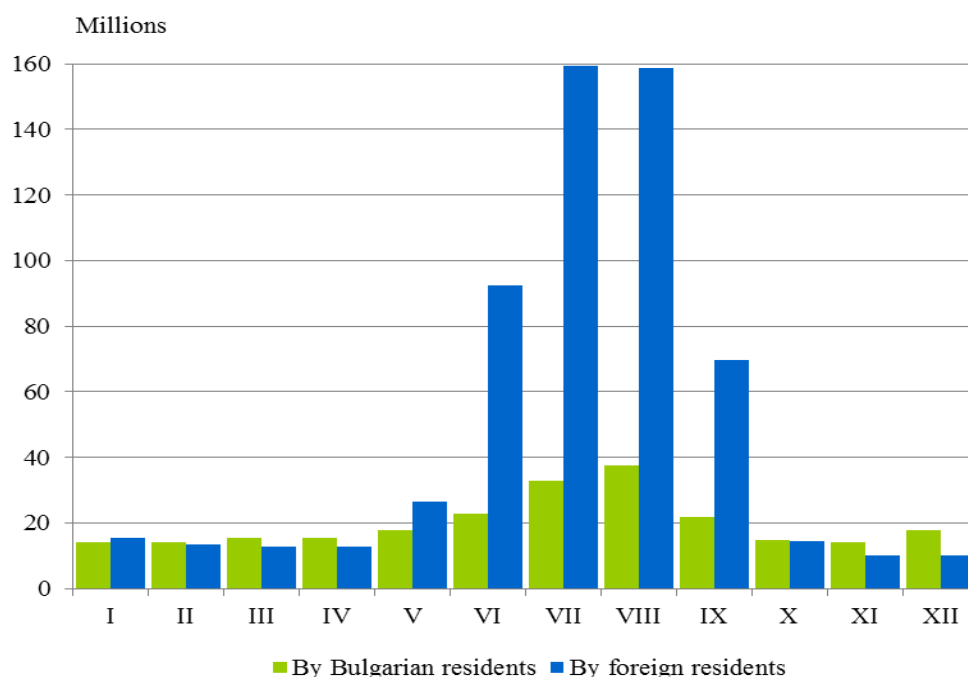
In December 2012, the total occupancy of the bed-places in accommodation establishments was 19.4% as the highest it was in 4 and 5 stars accommodation establishments - 27.0%, followed by these with 3 stars - 18.6% and with 1 and 2 stars - 13.7%. In comparison with the previous month the increase was registered only in the accommodation establishments with 4 and 5 stars - by 3.4 percentage points.

Figure 3. The occupation of the bed-places in accommodation establishments by categories and months in 2012



The total revenues from nights spent in December reached 27.7 million BGN or by 14.0% more compared to November. An increase was registered in the revenues from the Bulgarians - by 25.1% while from foreigners they decreased by 1.4%.

Figure 4. The revenues from nights spent in accommodation establishments by months 2012





Methodological notes

In the statistical survey of **accommodation establishments** were included all categorized hotels, camping sites and other type of accommodation establishments with more than 10 bed-places in use during the reporting period.

The indicator **other accommodation establishments** contained the holiday settlements, hostels, guests houses, bungalows, rest houses, mountain chalets, private rooms and flats and other establishments for short accommodation.

The data for the item '**Available Bed Capacity**' is obtained through accumulation of the number of bed-places for each of the days of the reference period, when they were put into utilization, irrespective if they are occupied or not.

In the **revenues from nights spent** in accommodation establishments are included the sums paid by the guests, without the extra services.

Annex

Table 1

Activity of accommodation establishments in December 2012¹

Districts	Accommodation establishments - number	Bed-places - number	Available bed-nights ² - number	Night spent - number		Arrivals in accommodation establishments - number		Revenues from nights spent - thousands BGN	
				Total	of which: by foreigners	Total	of which: foreigners	Total	of which: by foreigners
Total	1731	103060	3098362	602026	175557	311030	74109	27748	10079
Blagoevgrad	196	13706	400864	103755	49584	45577	17954	4618	2224
Burgas	73	5481	138549	22715	5364	11408	2069	1346	352
Varna	112	12025	366211	41778	17534	19542	4895	2193	883
Veliko Tarnovo	97	4823	149507	20805	2917	12436	1551	882	171
Vidin	33	902	27602	3547	377	1927	179	164	14
Vratsa	25	965	29915	4289	556	2143	151	109	18
Gabrovo	54	2796	79791	14913	550	7790	335	576	26
Dobrich	29	1849	56300	4095	1469	2322	577	163	74
Kardzhali	25	784	24304	2894	509	2022	309	98	20
Kyustendil	47	2525	78275	13082	842	7565	462	346	49
Lovech	72	3455	105980	17412	464	10690	312	646	19
Montana	26	1254	38874	5561	366	3621	170	181	19
Pazardzhik	53	3940	118421	36019	1983	15747	624	1762	110
Pernik	14	610	18910	1669	..	970	..	31	..
Pleven	14	1069	32943	4923	587	3163	293	179	30
Plovdiv	136	8207	254417	56863	8404	32002	3903	2633	485
Razgrad	15	573	17763	3496	320	1980	220	121	15
Ruse	44	1708	52907	8739	2286	5451	1308	462	170
Silistra	20	629	19499	1833	256	1368	199	71	10
Sliven	74	2393	74183	5230	581	3292	301	191	40
Smolyan	240	9338	276211	56683	8861	23259	2874	1989	413
Sofia	65	5930	182950	45380	..	20549	..	1439	..
Sofia Cap.	123	11264	343768	92512	52393	58182	29048	6305	4214
Stara Zagora	32	2860	87778	14335	1772	6852	682	605	99
Targovishte	20	857	26567	3592	251	2394	160	124	15
Haskovo	37	1257	38769	7315	2115	4489	1037	273	67
Shumen	35	1166	35623	5383	422	3134	232	143	16
Yambol	20	694	21481	3208	391	1155	162	98	18

¹ In use.

² The data for the "Available Bed Capacity" item are obtained through accumulation of the number of bed-places for each of the days of the reference period when they are put into utilization, irrespective of whether they are occupied or not.

“..” Confidential data.